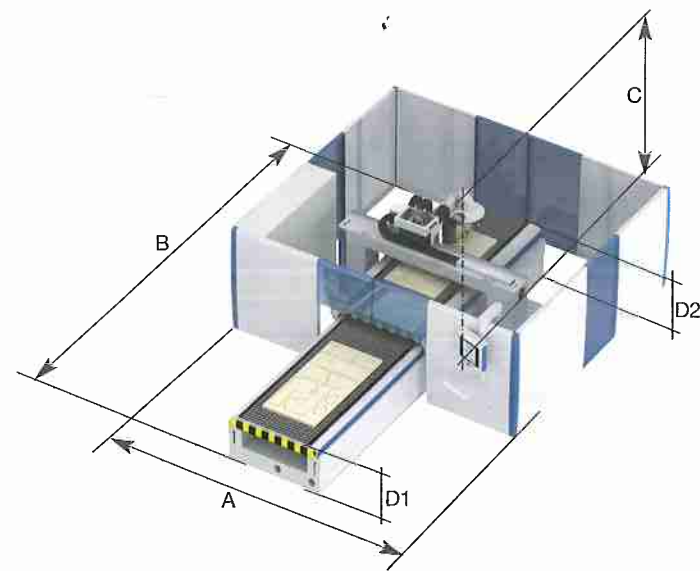
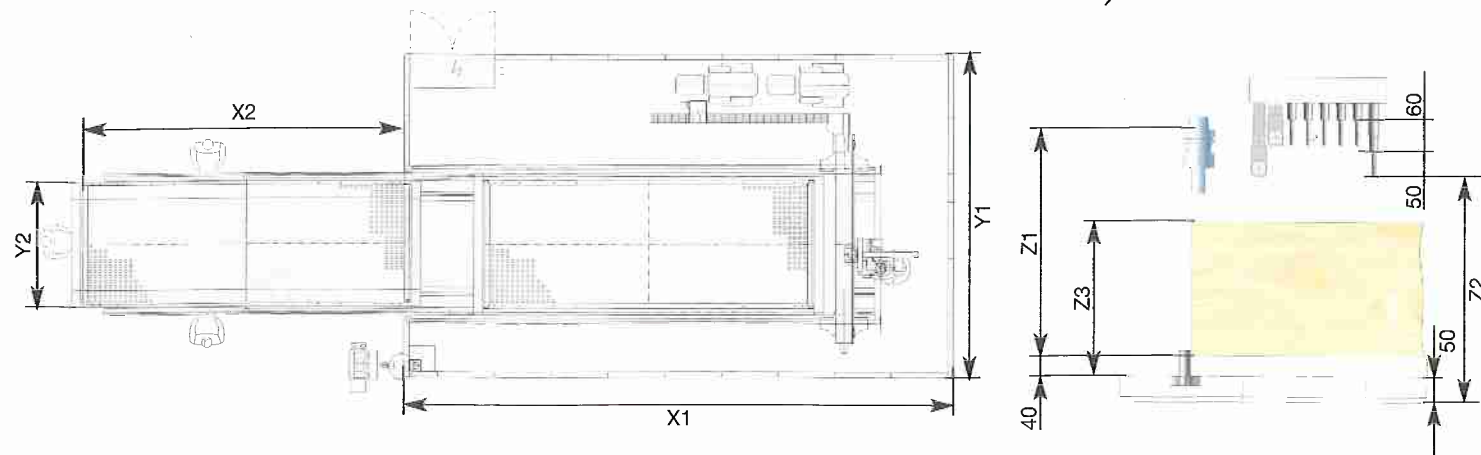


Specifications




BOF 500 GB - 04.05 • werboffice.de



Certain details of the specifications and photos may differ from those stated. We reserve the right to make changes in the interests of further development.

		BOF 500/30/16/20	BOF 500/37/16/20	BOF 500/37/21/20	BOF 500/56/21/20
Traversing paths					
	X1 [mm]	4550 (179,1")	6450 (253,9")	6450 (253,9")	8350 (328,7")
	Y1 [mm]	2880 (113,4")	2880 (113,4")	3430 (135,0")	3430 (135,0")
Processing dimensions with tool diameter 25 mm					
Single processing	X2 [mm]	3075 (121,1")	3700 (145,7")	3700 (145,7")	5600 (220,5")
Alternating/dual processing	Y2 [mm]	1550 (61,0")	1550 (61,0")	2150 (84,6")	2150 (84,6")
Traversing path					
Z axis working spindle	Z1 [mm]	600 (23,6")	600 (23,6")	600 (23,6")	600 (23,6")
Z axis drilling head/add-on units	Z2 [mm]	600 (23,6")	600 (23,6")	600 (23,6")	600 (23,6")
Processing dimension * incl. clamping elements					
	Z3 [mm]	100 (3,9")	100 (3,9")	100 (3,9")	100 (3,9")
<small>*using the relevant unit and tool lengths</small>					
Set-up dimensions					
Set-up dimensions X direction	A [mm]	5250 (206,7")	5250 (206,7")	5750 (226,4")	5750 (226,4")
Set-up dimensions Y direction	B [mm]	10550 (415,4")	13200 (519,7")	13200 (519,7")	15600 (614,2")
Set-up dimensions Z direction	C [mm]	2850 (112,2")	2850 (112,2")	2850 (112,2")	2850 (112,2")
Working height table 1 (bottom edge of workpiece)	D1 [mm]	780 (30,7")	780 (30,7")	780 (30,7")	780 (30,7")
Working height table 2 (bottom edge of workpiece)	D2 [mm]	1000 (39,4")	1000 (39,4")	1000 (39,4")	1000 (39,4")

Processing center BOF 500



A member of the HOMAG Group



HOMAG Holzbearbeitungssysteme AG
 Homagstraße 3-5
 72296 SCHOPFLOCH
 GERMANY
 Tel.: +49 7443 13-0
 Fax: +49 7443 132300
 E-Mail: info@homag.de
 Internet: www.homag.com



Fastest processing ever – with the new BOF 500

The BOF 500, a processing center which offers not only amazing speed but is also capable of processing large format workpieces with a relatively small space requirement, is now available for immediate order. Set-up times have been reduced to a minimum through additionally-optimized feed logistics. Whatever your field – cabinet manufacture, store fixture manufacture, custom kitchens or office furniture, special MDF fronts, plywood processing or caravan component production – this is a machine that cannot help but make a big impression.

The highlights in brief

- Work areas of up to 5,600/2,100 mm for processing complete unfinished formats
- Rapid traversing speeds of up to 150 m/min. in conjunction with high rates of acceleration take care of extremely high processing dynamics (optional power pack)
- High-performance routing spindles with up to 28 kW output (1-30,000 rpm)
- High-speed ATC unit for low tool change times
- Drilling heads with up to 25 vertical spindles and 14 horizontal spindles including patent protected quick-release clamping system for fast drill changeover without the need for tools



- Two flexible processing tables for safe, high-speed fixturing of unfinished panels and complex individual components
- One-finger handling with to optional air cushion function
- 3-sided accessibility to the table in the loading position for optimum workpiece handling

- **power** control system PC 85 with woodWOP programming system for simple, high-speed program generation
- Extendable 5-axis positional function using the patented FLEX5 unit



Optimat BOF 511



Inspiring technology

Shuttle system for trouble-free processing

The shuttle system permits the two tables (each up to 5,600 x 2,100 mm)

to traverse one under the other on two levels. This allows a completely loaded table to be worked through from start to finish in the secured processing cell

while the other table is being unloaded and fitted with new unprocessed workpieces outside of the cell.




*BOF 511 with TBP 370
configured as a low-manned
production cell*

Automatic feeding for maximized efficiency

By using in combination with the linear feeder TBP 370, the processing center can be upgraded at any time to become a production cell. As the feeder is operated via the high-performance machine control system, operation and commissioning are simple and convenient.

Optional O-Trix suction cups

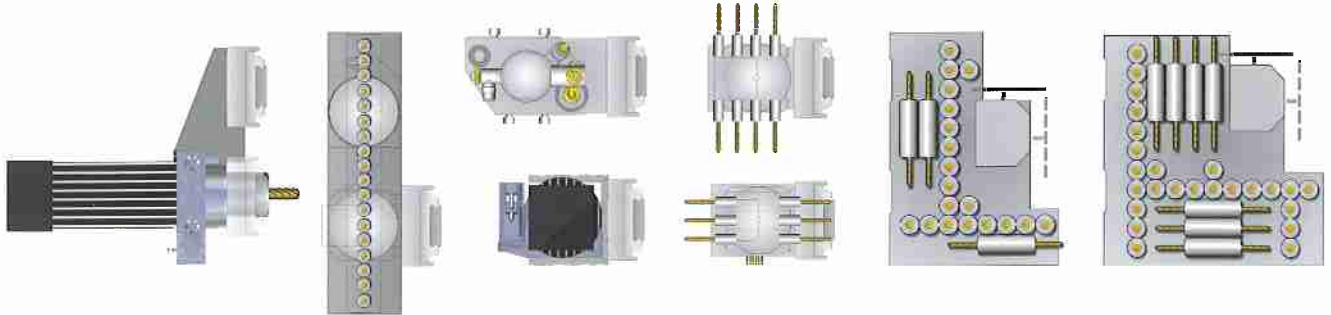
These permit even minimally sized workpieces to be securely and safely clamped.





Equipment options

11 kW routing motor – 25 vertical, 14 horizontal spindles – 10-slot coupled-motion tool changer in X and Y axis – Swivel-action grooving saw (0-90°)



Horizontal routing units with an output of 6.0 KW

Vertical 18-spindle drilling head with 25 mm spacing

Measurement probe for workpiece position measurement

Horizontal drilling gear with 6 or 8 spindles (available in the X and Y direction)

Drilling heads with up to 25 vertical and 14 horizontal drilling spindles inclusive of a swivel-action grooving saw

Vertical routing spindle with an output of 6.0 KW

Performance-optimized equipment with units

The BOF can be equipped with several different drilling head options in conjunction with various add-on units.


Increased drilling output by mounting two additional drilling heads with separate shaft drive systems (split head).

Used in conjunction with the high-performance routing spindles, the BOF 500 can be individually tailored to address widely different applications.

Performance made to measure

Making use of the modular equipment facility of the gantry bridges on either side, several different processing units can be deployed simultaneously. This allows for instance synchronous processing of two workpieces or tool changes to be executed at one processing unit while the other one is operational.

The use of different changer systems allows direct access to as many as 56 tools and units.



Optimat BOF 524