

Compact. Smart. Vertical.

HC HOMAG

Our CNC Processing Center
DRILLTEQ V-500

YOUR SOLUTION







DRILLTEQ V-500

Compact. Smart. Vertical.

The flexible power pack on less than 10 m²: Space-saving due to vertical construction. No setting times due to clamping system. Faster drilling due to powerful drilling equipment. Resource-saving due to no-vacuum clamping technology.

YOUR SOLUTION

[MORE: HOMAG.COM](https://www.homag.com)



CONTENTS

- 04 DRILLTEQ V-500 – tapio ready
- 06 25-Spindle Configuration
- 07 36-Spindle Configuration
- 08 All inclusive – Hardware
- 10 All inclusive – Software
- 11 Option – Software
- 12 Further Software Options
- 13 Option – Dowel Insertion
- 14 Option – Workpiece Return System
- 16 Option – Robot Connection
- 18 LifeCycleServices
- 19 Technical Data

Design meets digital. Can be connected to tapio.



Make use of the almost unlimited processing power of cloud-based technologies.
Apps for your solution: e.g. DataSave, ServiceBoard, MachineBoard

DataSave

DataSave makes smaller and larger data losses and the associated problems a thing of the past. The solution ensures that all the latest system data for the machines is stored in a central cloud and made immediately available as and when needed.

ServiceBoard

Get help fast. **ServiceBoard** ensures that errors can be identified quickly and easily with the aid of video diagnoses, so that a solution can be implemented straight away. ServiceBoard also makes it possible to remedy faults rapidly and where possible by yourself.

MachineBoard

Nobody is more closely involved with the machinery than the machine operators themselves. Downtime is not an option; delays are unwelcome – so much the better that they now have all the machine-related information to hand in real time. This helps you to make sure you can always get to the machine in good time and react flexibly at all times.

DRILLTEQ V-500




Just have a try:

Free use of the MachineBoard app! Just register under tapio and „connect“ the machine www.tapio.one.

The complimentary usage is limited in time. Due to fast pace of the IT-landscape, the compatibility to the tapio platform is warranted for five years.

tapio
Partner




25-Spindle Configuration

STANDARD

- 1 routing motor with 10 kW
- 25 individually activated drilling spindles (15 vertical / 10 horizontal spindles)
- 1 swivelling grooving saw \varnothing 125 mm
- 4-fold tool changer

OPTIONAL

- 1 disk router 0-90° (e.g. $d=100.4$ mm for ClamexP) or/and
- additional 3-spindle drill head (e. g. hinge hole processing)



36-Spindle Configuration

STANDARD

- 1 routing motor with 10 kW
- 36 individually activated drilling spindles (2 x 10 vertical / 2 x 8 horizontal)
- 1 swivelling grooving saw \varnothing 125 mm
- 4-fold tool changer

Your benefits:

Especially in the case of complex drilling patterns the Split-Head configuration (2 x 18 spindles) provides significant time savings.

All inclusive – Hardware

TOP EQUIPMENT RIGHT FROM THE BEGINNING: Already in the standard elementary technologies are included, which ensure sustainable highest processing quality.



Flexible processing height

- Working height from 50 mm (A) to 1250 mm (B)
- Large working field, more flexibility




powerTouch is the latest operating philosophy of the HOMAG Group: simple, uniform, ergonomic, evolutionary. The innovative touchscreen operating concept unites design and function to create a totally new control generation.



powerControl with powerTouch

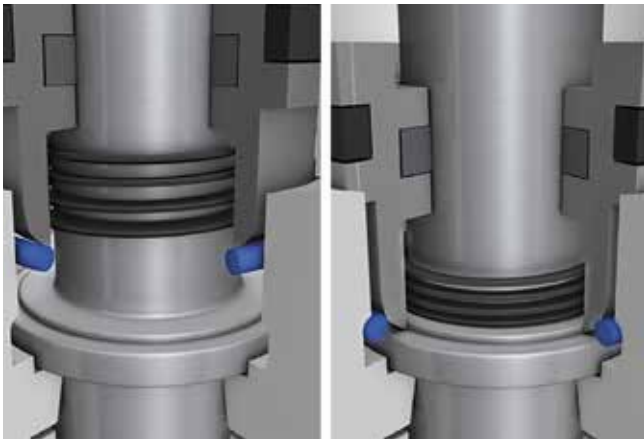
- 21,5" Full-HD multitouch display with wide screen 16:9
- Front USB interface
- Ethernet connection 10/100 Mbit



- 1** Covered linear guide with closed guide carriage
- 2** Rack and pinion drive systems in X and Y

High quality engineering

HOMAG stands for quality. For this reason we use high-quality components in all our series. Combined with robust and solid steel constructions this ensures long service lives and reliable processes. These are our standards, and we are ready to be measured by them.



Automatic spindle clamping

- Patented system for exact drilling depth at any time with different materials
- Lasting assurance of drilling quality



Drill quick-change system

- The patented system ensures easy installation or change of drilling bits. Your easy way to save time!



Workpiece load- and workpiece removal area

- Mechanical support via roller conveyor in the loading- and removal area of the machine

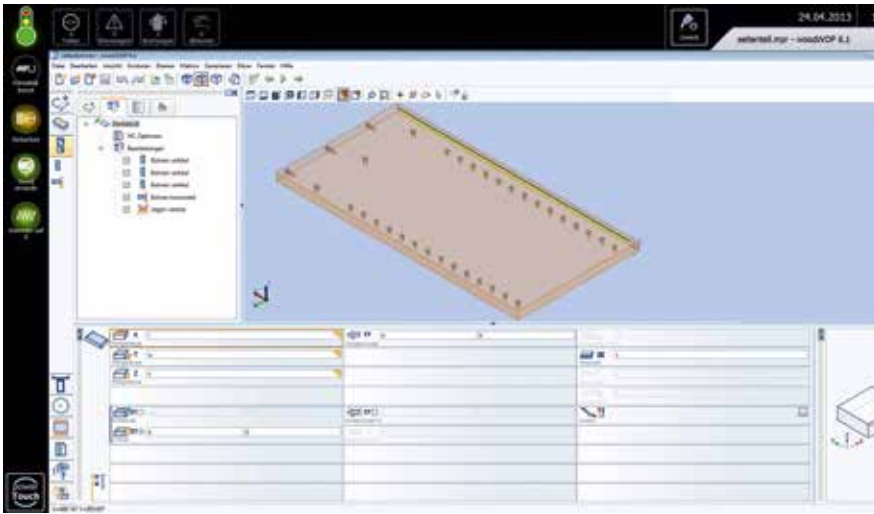


CNC-gesteuertes Spannzangensystem

- Vakuumloses Fixieren und präzises Positionieren der Werkstücke. Sie sparen hier 100% Vakuumkraft

All inclusive – Software

WITH THIS SOFTWARE PACKAGE YOU ARE »READY TO RACE«. You will receive one of the most established CNC-programming systems, the woodWOP software, which has proven itself by more than 30.000 installations worldwide.



Please use our website!

Worldwide largest forum for woodWOP:
forum.homag.com

woodWOP | License Machine

- Fast and intuitive operation thanks to simple, direct navigation
- Select from a choice of variables for flexible variable programming
- Quickly create individual subprograms
- Increased programming security through 3D images of workpieces, processing and clamping equipment.



MCC

- Simple control of main machine functions through soft keys
- Graphical configuration
- Automatic mirroring of workpieces



woodWOP DXF Basic

- Interface for CAD-Data Import
- Basis to generate woodWOP programs

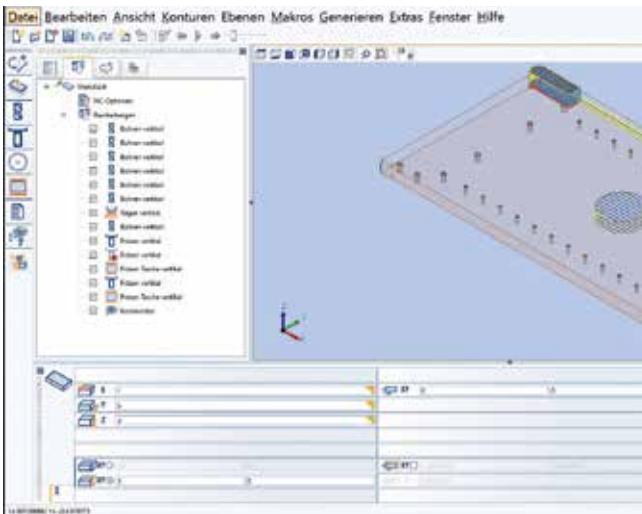


Machine data acquisition MMR Basic

- Record quantities and actual operating times on the machine
- Integrated maintenance instructions for optimum time and quantity-based planning, as well as performing maintenance

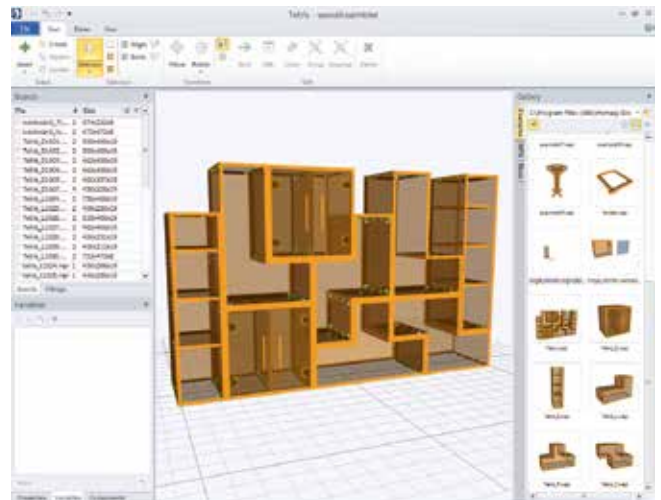
Option – Software

WITH ADDITIONAL SOFTWARE MODULES you can further optimize your processes.



woodWOP | License Office

- Single user or network licenses available
- Incl. DXF-Import CAD-Plugin to create your own CAD drawings on the machine and at the workplace



woodAssembler

- To visualize woodWOP programs (MPR) in 3D
- Enables the construction of individual workpieces to finished objects



3D CNC-Simulator

- Simulates the processing acc. to the order set in the NC program
- Allows time calculation

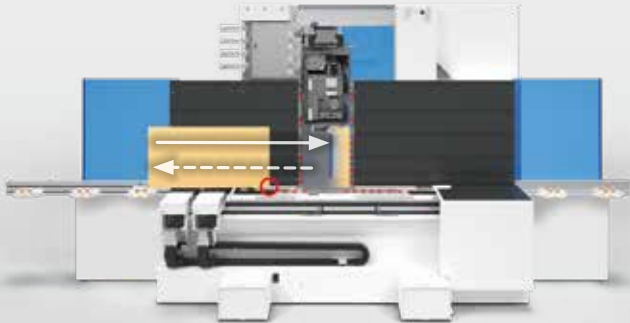
ADDITIONAL SOFTWARE

1. woodWOP Office
2. 3D CNC-Simulator
3. woodAssembler



Package

Further Software Options

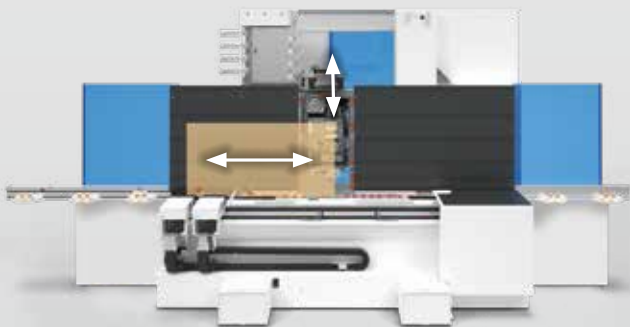


1. PROCESS ACCELERATION:

Let the machine calculate for you! In doing so you accelerate processes and safeguard quality

Length depending processing in X-direction – automatic adjustment of drills depending on dimensions

- After the workpiece has been released for processing its length is measured accurately by a measuring run. Dimension depending drillings are then corrected automatically by possibly determined tolerances. You save time and gain quality.



2. PROCESS SAFEGUARDING:

Plausibility check – Benefit from additional safeguarding of processes

- Control of the workpiece by sensor technology in X- and Y-direction. Comparison with the values in the database. If the defined tolerance value is exceeded, the current process stops. At the same time the operator receives a message to correct the workpiece. This way you remain on the safe side.



3. PROCESS AUTOMATION:

Automate your processes - Benefit from the optional barcode connection

- Barcode reading system inclusive: Scanner, Software (also available separately)
- Supported barcodes: 1D – Barcode, 2D – Data Matrix Code
- Every workpiece is exactly identified for the further workpiece flow
- Basis for a faster flow of workpieces with higher process quality

Option – Dowel Insertion

The dowel insertion function is combined with one of the two main configurations. They give you much more flexibility in your application fields.



Dowel driving unit

- Horizontal dowel insertion by means of powerful aggregate technology
- Exact insertion of dowels into defined positions




Vibration conveyor

- For standard dowel 8 x 30 mm, 8 x 35 mm or 8 x 40 mm
- Machine will be delivered with dowel dimension 8 x 35 mm set by the manufacturer

Option – Workpiece Return System





Your benefits at a glance



Minimized waiting time!

15%

Your processes become more efficient by up to 15%



Compact handling concept!

Place requirement for minimum stage of extension: L 6400 mm x W 3900 mm
Place requirement for maximum stage of extension: L 7200 mm x W 3900 mm

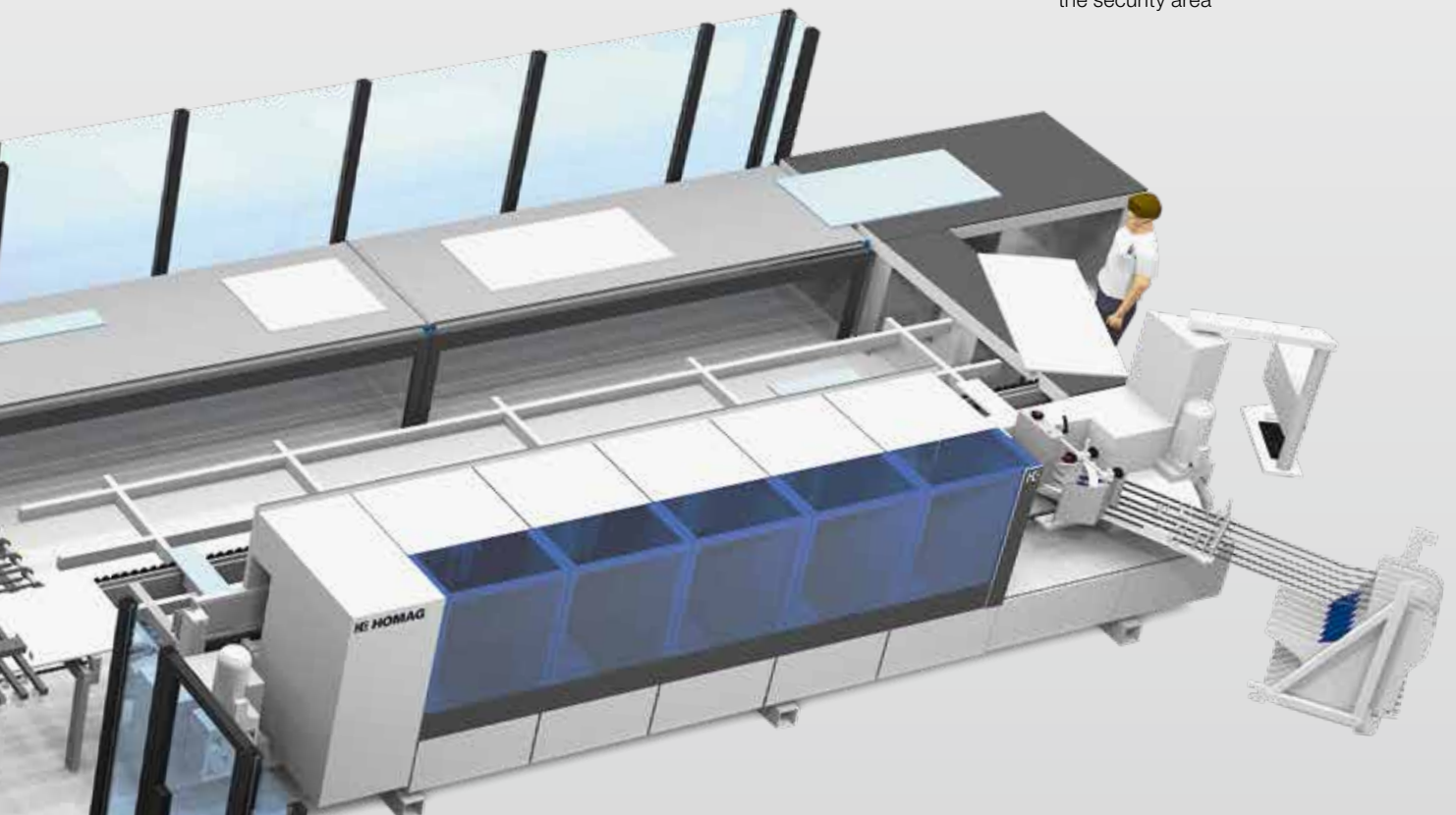
Option – Robot Connection





Mobile operator terminal in combination with robot connection

- Position of the operator terminal outside the security area



Your benefits at a glance



More time for value adding activities through maximum technical availability.



Perfect solution for future-oriented companies:

- Independent processing
- Compact installation space



1,200

service employees around the world



LifeCycleServices

5,000

Customers in training / year

> 90%

less on-site-services through successful remote diagnosis

> 150,000

machines, all electronically documented in 28 different languages – in eParts

HOMAG LifeCycleServices

The sale of our machines comes with all-in optimum service backup and individual advice. We support you with service innovations and products which are especially tailored to your requirements. With short response times and fast

customer solutions we guarantee consistently high availability and economical production – over the entire life cycle of your machine.



Remote Service

- Hotline support via remote diagnosis regarding control, mechanics and process technology. Thus the on-site service can be reduced by more than 90 %!
- Mobile applications such as ServiceBoard reduce the costs through fast help in case of troubles by mobile live video diagnosis, online service message and the online spare parts shop eParts



Spare Parts Service

- Identify, request and order spare parts around the clock via www.eParts.de
- Local availability of parts offered by our sales and service companies as well as sales and service partners all over the world
- Reduction of downtimes through defined spare parts and wear parts kits



Field Service

- Increased machine availability and product quality by certified service staff
- Regular checks through maintenance / inspection guarantee the highest quality of your products
- We offer you the highest availability of technicians in order to reduce downtimes in case of unpredictable troubles

Technical Data



* A corresponding safety distance must be maintained in the in and outfeed direction! (See documentation)

TECHNICAL DATA			
Workpiece dimensions max.	L x W x D	mm	3050 x 1250 x 80
Workpiece dimensions min.	L x W x D	mm	200 x 50 x 8
Workpiece dimensions max.	L x W x D with return system	mm	2300 (3050) x 1250 x 80
Workpiece dimensions min.	L x W x D with return system	mm	350 x 60 x 8
Vector speed		m/min	(X - Y) 50 - (Z) 15
Compressed air		bar	6
Compressed air connection		inch	R 1/2
Compressed air connection with dowel function		inch	2 x R 1/2
Dust extraction plug		mm	2 x Ø 160
Dust extraction volume		m ³ /h	min. 4350
Electrical connected load		kW	21,0
Total machine weight		kg	appr. 3.200

HOMAG Group AG

info@homag.com

www.homag.com



YOUR SOLUTION