

Postforming machines VF



Optimat | **profi line** | **power line**



Postforming: Optimum functionality – Flawless appearance

Surface and edge as if from a single mould

The postforming technique provides optimum protection for the surface and edge of a workpiece with a continuous laminate coating. This protective function makes postforming the ideal method for applications involving mechanical, thermal or chemical stress or moisture. This type of exposure can exert a marked negative impact on furniture, particularly products with sensitive edges. Postforming puts an end to all that.

Postforming – when the going gets tough

Postforming is the method of choice wherever hardwearing, durable furniture or components are called for. Some typical examples:

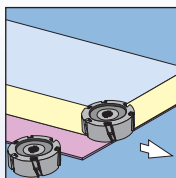

- Fronts and worktops for kitchens
- Bathroom furniture
- Office furniture
- Interior fittings
- Shopfitting
- Bank fittings / counters
- Gastronomy / bars
- Airports / desks
- Laboratory furniture
- Window sills
- etc.

The postforming technique developed by Homag offers ideal scope for applying soft, rounded edges to panel shaped workpieces.

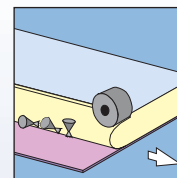


Everything you need for postforming


Homag has traditionally occupied the position of the forerunner in the development and further development of postforming technology. The Homag Group range naturally includes the whole spectrum of machines required for the preparatory steps.



Trimming section



Glue application section



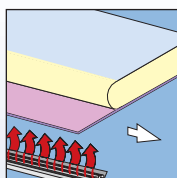


One machine – five stations

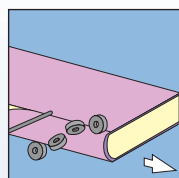
VF series postforming machines are made up of five processing stations with the following functions:

- Laminate trimming
- Glue application
- Activation
- Bending
- Finish processing

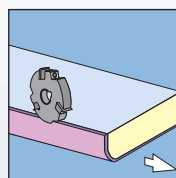
This equipment corresponds to a typical postforming machine. In addition, we also offer a range of units and supplementary modules for non-standard processing operations. Please contact us for more detailed information.




A ctivating section



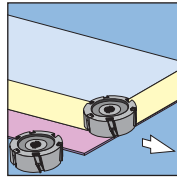
Bending section



Finish processing section

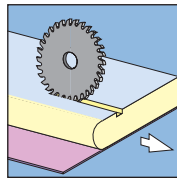


The processing units: Precision, high performance, quick resetting



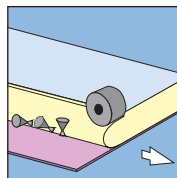


Postforming trimming unit sizing section

For trimming the backing paper and the laminate overhang.




Postforming scoring and smoothing

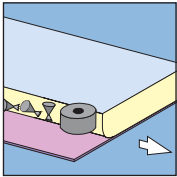
For scoring the surface and smoothing in the case of U profiles.



Glue application with nozzles

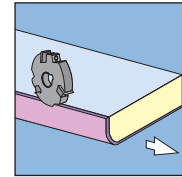
Electronically controlled nozzles apply the glue onto the work-piece and the laminate. Chip cleaning by means of air jets.





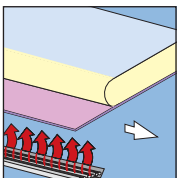
Lateral glue application with roller

For L profiles at the profile outfeed, for U profiles from above.



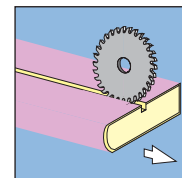
Trimming unit from above for L profiles

For flush or chamfer trimming of the overhanging laminate.



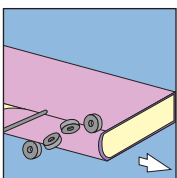
Heating and glue drying station

Individually adjustable heating lamps thermally prepare the laminate for forming. The glue is dried by means of heating lamps and nozzles with air blower.



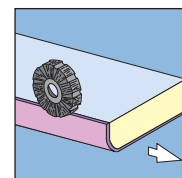
V-groove trimming unit for U profiles

For trimming a decorative groove in the cover layer or relief trimming of the laminate for parts with build-up edges.



Pressure zone

This is where the laminate is actually formed and pressed against the shape of the substrate material.



Buffing unit

For cleaning and smooth off a grip to the glue joint.

The Homag service program: The all-round convenience package for your machine

Because our versatile range of services has been tailored consistently to the needs of our customers, it guarantees optimum all-round support – from the project planning phase through sales to after-sales.

Planning/advice: working together towards the perfect solution

To provide you with the best and most economical solution to your requirements, we offer a sound and competent advisory service – right from the earliest planning phase of your project.

Financing/leasing: a straightforward solution at favourable rates

We also offer attractive financing arrangements to help keep your equity base intact. Benefit from our range of flexible financing offers.

Installation/commissioning: getting things moving

Our highly skilled and experienced specialists will be in charge of installation and commissioning – making sure that your production gets underway quickly without any hitches.

Practically-oriented training: Fast track to full productivity

We will prepare your staff for safe, efficient machine operation with a choice of selective training events on wide-ranging topics.

Production support/optimization: Long-term efficiency

We will provide sound on-site support and ensure that you fulfil the maximum possible potential of your machine – and so achieve continuous high productivity.

Maintenance/inspections: for maximum availability

Only machines which are producing will return a profit. By performing regular preventive inspections we can help effectively prevent machine standstill.

Modifications/overhauls: the economic alternative

We will adapt your existing machine quickly and cheaply in line with new or changed requirements – to enhance the value and output of your plant and help you make considerable savings.



Remote diagnosis/video diagnosis help reduce costly call-outs

This diagnostic facility helps cut down costs spent for on-site callouts, and offers scope for selective deployment planning and spare part supplies – so providing effective support for your own staff.

Spare part processing: fast and reliable

Many of the components used in our machines are identical. This not only simplifies the stocking of spare parts and ensures fast part availability, but also simplifies operation and maintenance and reduces costs.

World-wide service: Homag is everywhere

The global Homag Service Network guarantees customer proximity and worldwide availability of our services.



lifeline | service

Our **lifeline** | service ensures economical production over the entire life cycle of your machine. If you need us, you can rely on us to be there: From plant planning and installation through to employee training, in-process support and high-speed supply of spare parts – around the world, when and where you need us.

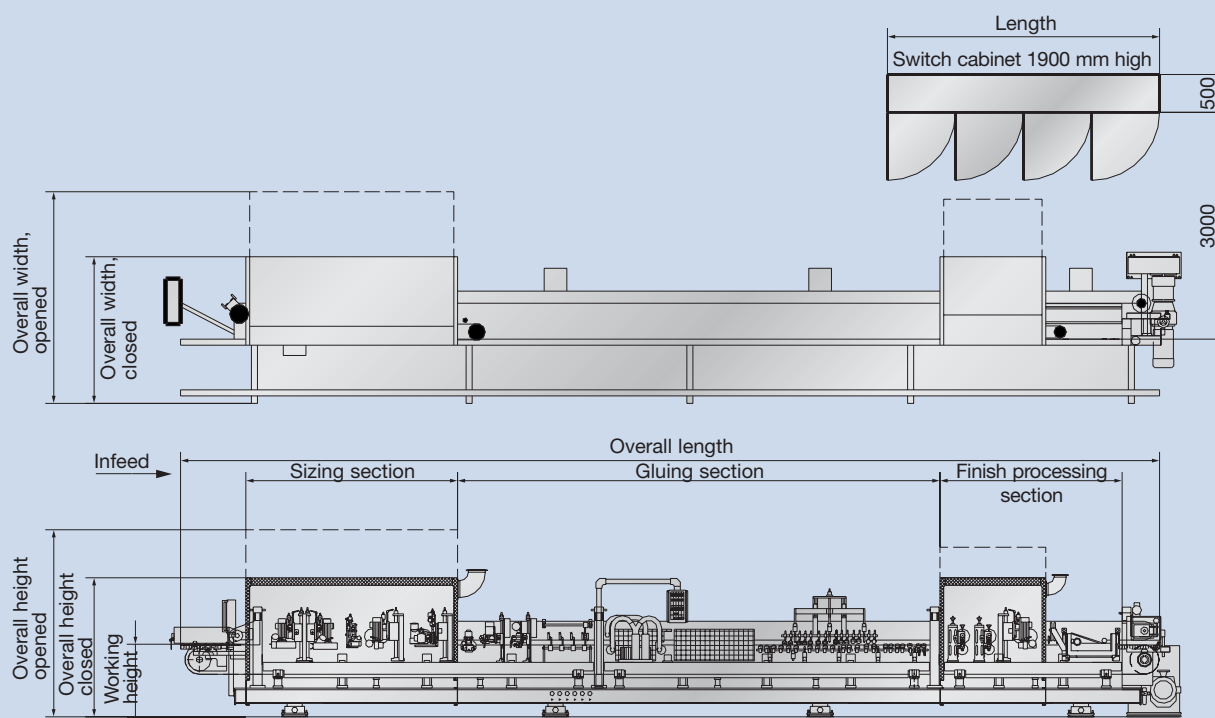
Specifications

Classical postforming	Optimat VFL 310/5	profi line VFL 310/8...12	profi line VFL 10/20...
Feed [m/min.]	5-18 (16,404-59,055 ft.p.min.)	8-30 (26,247-98,425 ft.p.min.)	8-32 (26,247-104,987 ft.p.min.)
Workpiece thickness [mm]	16-45 (0,63"-1,771")	16-60 (0,63"-2,362")	16-60 (0,63"-2,362")
Workpiece width [mm]	min. 150 (5,905")	min. 150 (5,905")	min. 150 (5,905")
Workpiece length [mm]	min. 700 (27,559")	min. 700 (27,559")	min. 700 (27,559")
Workpiece overhang [mm]	70 (2,756")	70 (2,756")	70 (2,756")
Built-up edge height [mm]	max. 25 (0,984")	max. 60 (2,362")	max. 60 (2,362")
Built-up edge height [mm]	max. 35 (1,378")	max. 40 (1,575")	max. 40 (1,575")
Profile depth above [mm]	max. 30 (1,181")	max. 40 (1,575")	max. 40 (1,575")
Pitch angle below, degrees (°)	min. 15	min. 15	min. 15
Laminate overhang/uncoiling length [mm]	max. 110 (4,331")	max. 110 (4,331")	max. 110 (4,331")
Laminate/coating thickness [mm]	max. 0,8 (0,031")	max. 0,9 (0,035")	max. 0,9 (0,035")
Bending radius min. 10x Laminate thickness [mm]	4 (0,157")	4 (0,157")	4 (0,157")
Transport chain	gliding	gliding	rolling
Working height [mm]	950 (37,401")	950 (37,401")	950 (37,401")
Sound covers			
Closed/open			
Overall width [mm]	1800/2400 (70,866"/94,488")	2200/2750 (86,614"/108,267")	for VFL 10: width 1950* + working width for VFL 20: width 3900* + working width
Overall height [mm]	1820/2390 (71,653"/94,094")	1850/2250 (72,834"/88,582")	1840/2475 (72,441"/97,441")
Overall length [mm]	depending on equipment	depending on equipment	depending on equipment

For laminate thickness 0.6 mm and R 10 feed rate 10m/min. (32,808 ft.p.min.)

*Dimensioned when open

Certain details of the specifications and photos may differ from those stated. We reserve the right to make changes in the interests of further development.





A company of the Homag Group



Homag Holzbearbeitungssysteme AG

Homagstraße 3-5
72296 SCHOPFLOCH
GERMANY

Tel.: +49 7443 13-0
Fax: +49 7443 132300
E-Mail: info@homag.de
Internet: www.homag.com

