


# me range

edge banders for the advanced joinery



# All “Made in SCM Italy”

*From casting iron to finished product.*

Come see our production plants and touch the quality of SCM machines;  
you will be our guest.



## Edge banders for the advanced joinery.

SCM's objective is to guarantee customers high quality technologies which meet their requirements in such a way as to make SCM the partner for any needs.

## me range

Flexibility in edge banding.

automatic edge banders

**me 40**  
page 4



**me 35**  
page 5



**me 28t**  
page 6



**me 25**  
page 6



**me 22**  
page 7



**me 20**  
page 7



manual edge bander  
and trimming machine

**e 10**  
page 16



**t 20**  
page 18



automatic  
edge banders  
me 40  
me 35



		me 40	me 35
Thickness of rolled edges	mm	0,4 ÷ 3	0,4 ÷ 3
Max. thickness of edges in strips	mm	5	5 (me 35 - me 35t) - (me 35tr)
Min. ÷ max. panel height	mm	8 ÷ 50	8 ÷ 50
Min. panels length/width with rolled edges	mm	190 / 110	190 / 110 (me 35 - me 35t) 120 / 110 (me 35tr)
Feed speed	m/min	9	7

*Find the complete technical specification at page 14*



**Pre-milling unit**  
perfect joint line



**Interchangeable  
Glue Pot**  
also for PU gluing



**High Frequency**  
reliability and precision



**Rounding unit**  
brilliant idea



**Control Panel**  
ease-of-use

Ease-of-use automatic edge banders, also with edging solid wood strips up to 5 mm thickness, offers the “very best” performance in edge banders at this level. The features, make them the perfect edge bander for small woodworking furniture and panel processing companies.

automatic  
edge banders  
me 28t  
me 25  
me 22  
me 20



		me 28t	me 25	me 22	me 20
Thickness of rolled edges	mm	0,4 ÷ 3	0,4 ÷ 3	0,4 ÷ 2	0,4 ÷ 2
Max. thickness of edges in strips (* End-Cutting unit excluded)	mm	5	5	5*	5*
Min. ÷ max. panel height	mm	12 ÷ 50	12 ÷ 50	12 ÷ 50	12 ÷ 50
Min. panels length/width with rolled edges	mm	190 / 110	190 / 65	190 / 65	180 / 65
Feed speed	m/min	7	7	7	6

Find the complete technical specification at page 14



**Gluing Unit**  
efficiency




**"Radius" End-Cutter**  
practical and  
precise



**Trimming Unit**  
excellent finishing




**Finishing Units**  
superior quality



**Control Panel**  
ease-of-use

Automatic edge bander with glue pot to edge band, with great flexibility, with melamine edges, PVC and ABS up to 3 mm and wooden strips up to 5 mm.

# automatic edge banders operating groups



designed  
for a perfect finish

## Panel Feed Speed

**By track (me 40/me 35).**

High productivity by the track feed speed. The encoder for feeding panel control (me 40) ensures the total working cycle control.

**Conveying track (me 28t/ me 25/ me 22/me 20).**

The very best finishing of the panel edge is also guaranteed by the panel conveying track (exclusive solution), which prevents the panel having the feed affected by the typical pulses generated by the pinion of a traditional feed track and ensures a smooth and linear panel movement.

perfect edge joint line


## Pre-Milling Unit.

me 40tr/me 40t/me 35tr/me 35t/me 28t

Panel edge surface without any imperfections before the gluing operation.

It utilizes 2 tools (1 tool for me 28t) with opposing rotation and timed intervention that, through the removal operation, corrects any panel imperfections caused by the saw cutting process and panel storage. The independent exhaust system and the air blowing device removes dust and chips from the panel.

- Diamond cutters available as standard feature



deal edge application

## Gluing Unit.

The glue is heated rapidly and evenly by the resistances. The **automatic lowering of the glue temperature** after a temporary halt in production when using the machine avoids burning of the glue. A new **innovative system of self-lubrication of the glue pot**, allows a more extensive use of the edge banding machine without the necessity of lubrication. Two rollers press the edge banding evenly and efficiently on to the panel edge. The glue spreading roller with electrical resistance inside provides a uniform glue spread and always at the maximum working temperature even on panels at the maximum working height.

Glue pot rapid unlocking and PU glue pot are available as an option (me 40/me 35).



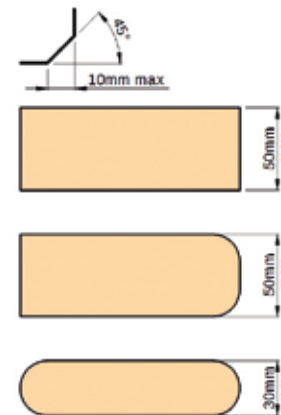
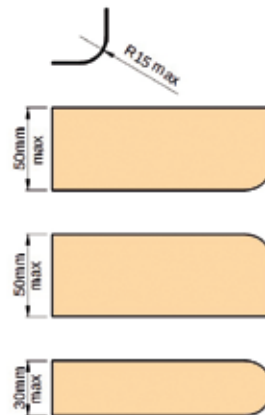
always precise when cutting

### End-Cutting Unit.

**me 40/me 35:** the unit is equipped with a blade and a high frequency motor to provide the **best finishing quality** of the machined edge. Furthermore, the absence of belts or other driving systems prevents any vibration assuring **the best results at all times.** (A)

**me 28t/me 25:** absolute precision offered by the unit, with a cutter and an independent asynchronous motor. (B)

**me 22/me 20:** the efficient cutter ensures cutting always accurate. The reference is taken directly on the panel itself; consequently it doesn't require any adjustment. (C)



brilliant idea

### Rounding Unit.

me 40tr/me 35tr

It carries out the rounding of thin and thick edges up to 3 mm, for the best panel finish quality.

# automatic edge banders operating groups



me 28t



me 40t/me 35t



brilliant idea

## End-Cutting Unit with "Radius".

me 40t/me 35t/me 28t

The unit (optional for me 28t) allows you to make a radius on the corners of the edged panel without the need for the operator to have to finish by hand at a later stage: brilliant idea to a finished product of high quality.

quality finishing and  
versatility

## Trimming Unit.

**me 40/me 35:** very high edge quality finishing with **the rotating copiers**. **The high frequency motors** generate high cutter rotating speed, reducing to a minimum any marks left from trimming and guaranteeing the absence of vibrations. (A)

**me 28t/me 25 ed me 22/me 20:** the unit functions with slide copying to align perfectly to the work piece. (B) The cutters are designed for straight or radius trimming of any type of edge, whether it is thick or thin, made of PVC, ABS, melamine, laminate or wood. The edge thickness is easily set by means of two numerical readouts.



A



B



automatic  
edge banders  
electronic  
controls



ease-of-use

**Control Panel.**

Optimal managing of the machine thanks to the 4" graphic display with large and bright characters, keyboard with LED "soft touch" keys, adjustment and indication of the temperature for the glue pot.

**PLC Control System.**

Simple and intuitive, it allows an easy selection of all the main functions and guides the operator during maintenance, cleaning and diagnostic operations.



# automatic edge banders optional operating groups

ease-of-use

## Automatic Loading for Edges in Strips.

me 40/me 35/me 28t/me 25

The solid wood strips are automatically loaded and synchronized with the introduction of the panels into the machine.



optimal finishing

## Brushing Unit.

me 40/me 35/me 28t/me 25

With tilted, vertically adjustable motors to optimize the cleaning/polishing action on the panel edge.

perfect radius on  
pvc/abs edges

## Edge Scraping Unit.

me 40/me 35/me 28t/me 25/me 22


High finishing quality of plastic material edges thanks to the radius knives that ensure the complete elimination of any marks left from the trimming unit tools, all equipped with a **front and vertical disc copiers (me 40/me 35)**, and a user-friendly device for exclusion of the unit when it is not in use.

perfect edge cleaning

## Glue Scraping Unit.

me 40/me 35/me 28t/me 25/me 22

It eliminates any excess glue on the panel/edge joint.





innovation at everybody's reach

**Grooving Unit.**

me 40/me 35

The optional unit is able to perform a slot on the panel directly on the edging process, **without having to sacrifice the finishing and cleaning units.**

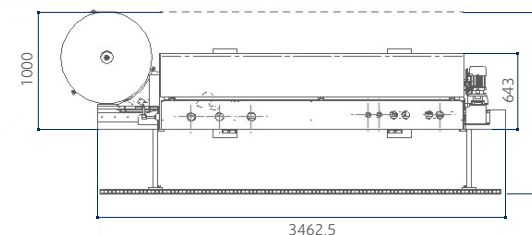


perfect finish quality  
**Spry-mist Device and Anti-adhesive Unit for Edge Finish.**

The units improve the panel cleaning and polishing.

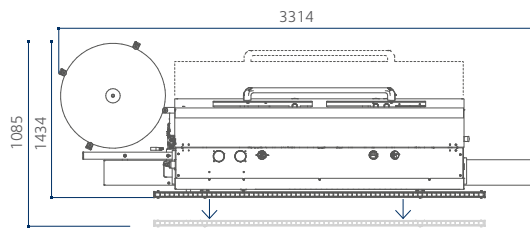


# automatic edge banders technical data

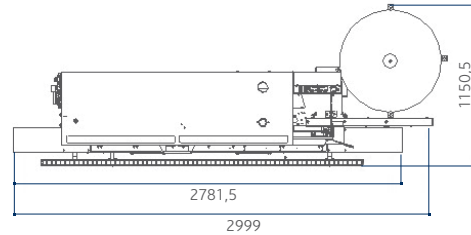


me 40

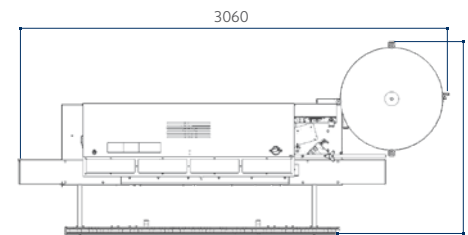
TECHNICAL DATA		me 40	me 35	me 28t	me 25	me 22	me 20
Worktable dimensions	mm	3465 x 710	3000 x 525	2800 x 570	2600 x 530	2600 x 530	1950 x 180
Worktable height	mm	875	904	904	904	904	904
Thickness of rolled edges	mm	0,4 ÷ 3	0,4 ÷ 3	0,4 ÷ 3	0,4 ÷ 3	0,4 ÷ 2	0,4 ÷ 2
Thickness of edges in strips	mm	5	5	fino a 5	5	2	2
Min. ÷ max. panel height	mm	8 ÷ 50	8 ÷ 50	12 ÷ 50	12 ÷ 50	12 ÷ 50	12 ÷ 50
Min. panels length / width with rolled edges	mm	190 / 110	190 / 110	190 / 110	190 / 65	190 / 65	180 / 65
Min. panel length cut only on the front	mm	120	120	120	120	120	120
Feed speed	m/min	9	7	7	7	7	6
Feeder motor power (S1)	kW	0,55	0,55	0,55	0,55	0,55	0,25
Pneumatic operating pressure	bar	6,5	6,5	6,5	6,5	6,5	6,5
Working temperature	°C	20 ÷ 190	20 ÷ 190	20 ÷ 190	20 ÷ 190	20 ÷ 190	20 ÷ 190
<b>pre-milling unit (me 40tr/me 40t/me 35tr/me 35t/me 28t)</b>							
Motor power (S1)	kW	2,2	2,2	2,2	-	-	-
Cutters rotating speed	rpm	7.200	7.200	7.200	-	-	-
Diamonds cutters (standard)		N.2 Ø 80 mm H=56 Z2	N.2 Ø 80 mm H=56 Z2	N.1 Ø 80 mm H=56 Z2	-	-	-
Stock removals	mm	0 ÷ 2	0,5 / 1 / 1,5 / 2	0,5 / 1 / 1,5 / 2	-	-	-
<b>gluing unit</b>							
Motor power (S1)	kW	0,18	0,18	0,18	0,18	0,18	0,18
Glue capacity	kg	~ 0,8	~ 0,8	~ 0,8	~ 0,8	~ 0,8	~ 0,8
<b>end-cutting unit</b>							
Motor power (*high frequency motor)	kW	0,19*	0,19*	0,37	0,37	-	-
End-cutting blade		Ø 125 mm Z20	Ø 125 mm Z20	Ø 90 mm Z20	Ø 90 mm Z20	knives	knives
Blade rotating speed	rpm	12.000	12.000	12.000	12.000	-	-
<b>rounding unit</b>							
Motor power (S1)	kW	0,35	0,35	-	-	-	-
Cutter		Ø 58 mm Z4	Ø 58 mm Z4	-	-	-	-
Cutter rotating speed	rpm	12.000	12.000	-	-	-	-
<b>trimming unit</b>							
Upper and lower motor power (*high frequency motors)	kW	2 x 0,35*	2 x 0,35*	0,75	0,75	0,55	0,55
Diamond cutters		Ø 55,3 mm Z3	Ø 55,3 mm Z3	Ø 75 mm Z4	Ø 75 mm Z4	Ø 75 mm Z4	Ø 75 mm Z4
Cutters rotating speed	rpm	12.000	12.000	9.000	12.000	12.000	12.000
<b>additional technical features</b>							
Exhaust outlets pre-milling unit, number / diameter	n./mm	60	2 / 80	80	-	-	-
Exhaust outlet gluing unit, diameter	mm	80	60	60	60	60	60
Exhaust outlets trimming unit, number / diameter	n./mm	60	2 / 60	-	-	-	-
Exhaust outlet on base structure, diameter	mm	-	-	120	120	120	120



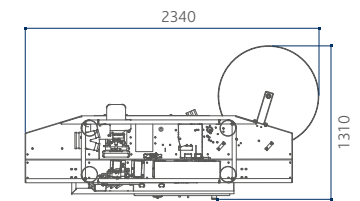
me 35



me28t



me 25  
me 22



me 20

**MAIN OPTIONAL DEVICES**

	me 40	me 35	me 28t	me 25	me 22	me 20
Anti-adhesive device	O	O	-	-	-	-
Pre-Milling unit	S <sup>3-4</sup>	S <sup>3-4</sup>	S	-	-	-
Panel heating system	O	O	S	-	-	-
Automatic Loading for Edges in Strips	S	S	S	S	S	S
Automatic Loading for Edges in Strips with storage	O	O	O	O	-	-
Standard gluing unit	S	S	S	S	S	S
Interchangeable gluing unit and PU	O	O	-	-	-	-
End-Cutting unit with shear device	-	-	-	-	S	S
End-Cutting unit with blade	S	S	S	S	-	-
End-Cutting unit with "Radius"	S <sup>3</sup>	S <sup>3-*</sup>	O	-	-	-
Rounding unit	S <sup>4</sup>	S <sup>4-*</sup>	-	-	-	-
Trimming unit	S	S	S	S	S	S
Edge Scraping unit	O	O	S	S	O	-
Spry-mist device for edge finish	O	-	-	-	-	-
Glue Scraping unit	O	O	S <sup>1</sup>	S <sup>1</sup>	O	-
Brushing unit	O	O	S <sup>2</sup>	S <sup>2</sup>	O	-
Grooving unit	O	O	-	-	-	-

<sup>1</sup> RC version

<sup>2</sup> SP version

<sup>3</sup> T version

<sup>4</sup> TR version

\* instead of the standard End-Cutting unit

S Standard

O Option

manual  
edge bander  
for straight  
and shaped  
panels  
e 10




Designed to be an economic, reliable and practical machine for the edge banding of straight and shaped panels.

		e 10
Minimum and maximum edge thickness	mm	0,4 - 3,0
Minimum and maximum edge height	mm	10 - 84
Rolled edges height with shear device, thickness 0,4-1,5 mm/ 0,4-2,5 mm/ 0,4-3 mm	mm	80/40/45
Minimum panel width/length	mm	50/210
Minimum internal radius (concave) thickness 0,4 mm	mm	25
Minimum external radius (convex) thickness 0,4 mm	mm	5
2 feed speeds	m/min	4 - 8
Installed motor power	kW	3,5
Coil holder plate diameter	mm	520
Work table height	mm	850
Machine length/width (weight)	mm (kg)	1000/740 (250)




# e 10 operating groups



no surface damage  
to the work piece during  
machining

**Easy machining** with the special **anti-scratch phenolic multilayer work table** with modular holes complete with panel supports.



gluing the most critical edges  
without compromise

The teflon-coated glue pot, positioned under the work table, with continuous glue circulation avoids burning of the glue. It is possible to adjust the quantity of the glue to be applied on the edge.

performance just like a  
"bigger" edge bander

- Rapid glue heating system to be operating in the shortest possible time
- Stand-by timed function for the best conservation of glue
- Two feed speeds for higher productivity and finishing quality



manual  
trimming machine  
for straight  
and shaped  
panels  
t 20



Designed with exclusive solutions, this trimming machine has a set up facility without comparison.

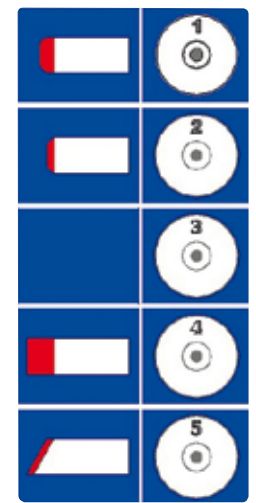
		t 20
Maximum edge thickness	mm	4
Minimum/maximum panel thickness	mm	14 - 80
Minimum panels width/length	mm	160/200
Minimum internal radius, 0,4 mm thickness	mm	25
Installed motor power	kW	1,5
Minimum external radius (convex) thickness 0,4 mm	mm	5
Exhaust hoods	mm	2x80
Work table height	mm	850
Machine length/width (weight)	mm (kg)	1000/800 (200)

t 20  
operating  
groups



no adjustments,  
only copying device  
substitution

Rapid and precise set up during  
machine changeover with the  
interchangeable horizontal  
copying device coupled with  
the multifunction tools  
(SCM exclusive system).



exact configuration for every type of machining

**The two different interchangeable vertical copying devices**, supplied as a standard feature,  
facilitate the working on straight and shaped panels assuring the **very best results**.

maximum performance as standard

The diamond multifunction tools, supplied as standard,  
provide a high quality finish and easy set-up as well  
as a very long working life.



the best quality finish with  
every type of material  
due to the use of high frequency motors  
equipped with an inverter for the  
adjustment of the cutting speed.

no limit even  
with tilted edges

The possibility to horizontally adjust the position  
of the upper trimmer allows the machining of  
tilted panels and to carry out a different edge  
profile on the upper and lower edges.

- An example: edge with an R2 radius on the  
upper edge and a straight edge  
on the lower one.



PROMPT AND EXPERT  
TECHNICAL SUPPORT  
THROUGH A **NETWORK OF  
1000 TECHNICIANS AND AN  
INVENTORY OF 36,000  
SPARE PARTS.**

HIGHLY SPECIALISED TECHNICIANS, EFFICIENT  
MANAGEMENT AND 6 SPARE PARTS BRANCHES  
AROUND THE WORLD GUARANTEE A CLOSE,  
SAFE AND EFFECTIVE TECHNICAL SUPPORT.



## SERVICE

SCM provides a service that goes beyond the purchase, to guarantee the long term performance of your technological production system and peace of mind for your business.

### A COMPLETE RANGE OF AFTER-SALES SERVICES

- installation and start-up of machines, cells, lines and systems
- tailored training programs
- telephone support to reduce times and costs when machines are not working
- preventive maintenance programs to guarantee long term performance
- complete renovation of machines and plants to renew the added value of the investments
- custom upgrading to update machines and plants and meet new production requirements



## SPARE PARTS

SCM Group can count on 140 spare parts professionals worldwide to meet any request with real time shipments.



### 36,000 SPARE PARTS

Our spare parts inventory, with a value of 12 million euros, covers every single machine



### SPARE PARTS GUARANTEED

We guarantee also hard to find parts, with 3,5 million euros invested in "critical" spare parts.



### IMMEDIATE AVAILABILITY

Over 90% of orders received are carried out the same day thanks to the huge inventory available.



### 6 BRANCHES AROUND THE WORLD

The spare parts service can count on worldwide support (Rimini, Singapore, Shenzhen, Moscow, Atlanta, São Bento do Sul)



### 500 SHIPMENTS A DAY





# THE STRONGEST WOOD TECHNOLOGIES ARE IN OUR DNA

## SCM. A HERITAGE OF SKILLS IN A UNIQUE BRAND

Over 65 years of success gives SCM the centre stage in woodworking technology. This heritage results from bringing together the best know-how in machining and systems for wood-based manufacturing. SCM is present all over the world, brought to you by the widest distribution network in the industry.

65 years history

3 main production sites in Italy

300.000 square metres of production space

20.000 machines manufactured per year

90% export

20 foreign branches

400 agents and dealers

500 support technicians

500 registered patents

In SCM's DNA also strength and solidity of a great Group. The SCM Group is a world leader, manufacturing industrial equipment and components for machining the widest range of materials.

## SCM GROUP, A HIGHLY SKILLED TEAM EXPERT IN INDUSTRIAL MACHINES AND COMPONENTS

### INDUSTRIAL MACHINERY

Stand-alone machines, integrated systems and services dedicated to processing a wide range of materials.



WOODWORKING TECHNOLOGIES



TECHNOLOGIES FOR PROCESSING COMPOSITE MATERIALS, ALUMINIUM, PLASTIC, GLASS, STONE, METAL

### INDUSTRIAL COMPONENTS

Technological components for the Group's machines and systems, for those of third-parties and the machinery industry.



SPINDLES AND TECHNOLOGICAL COMPONENTS



ELECTRIC PANELS



METALWORK



CAST IRON





**SCM GROUP SPA**

via Casale 450 - 47826 Villa Verucchio, Rimini - Italy  
tel. +39 0541 674111 - fax +39 0541 674274  
scm@scmgroup.com  
www.scmwood.com



00L0590748C