

me range

edge banders for the advanced joinery



All “Made in SCM Italy”

From casting iron to finished product.

Come see our production plants and touch the quality of SCM machines;
you will be our guest.



Edge banders for the advanced joinery.

SCM's objective is to guarantee customers high quality technologies which meet their requirements in such a way as to make SCM the partner for any needs.

me range

Flexibility in edge banding.

automatic edge banders

me 40
page 4



me 35
page 5



me 28t
page 6



me 25
page 6



me 22
page 7



me 20
page 7



manual edge bander
and trimming machine

e 20
page 20



t 20
page 24



automatic
edge banders
me 40
me 35



		me 40	me 35
Thickness of rolled edges	mm	0,4 ÷ 3	0,4 ÷ 3
Max. thickness of edges in strips	mm	5	5 (me 35 - me 35t) not valid for me 35tr
Min. ÷ max. panel height	mm	8 ÷ 50	8 ÷ 50
Min. panels length/width with rolled edges	mm	190 / 110	190 / 110 (me 35 - me 35t) 120 / 110 (me 35tr)
Feed speed	m/min	9	7

Find the complete technical specification at page 18



Pre-milling Unit
perfect joint line



**Interchangeable
Glue Pot**
also for PU accuracy



High Frequency
reliability and accuracy



Rounding Unit
technologically
advanced solutions



**"eye-S" Compact
Console**
ease-of-use

Ease-of-use automatic edge banders, also with edging solid wood strips up to 5 mm thickness, offers the "very best" performance in edge banders at this level. The features, make them the perfect edge bander for small woodworking furniture and panel processing companies.

automatic
edge banders
me 28t
me 25
me 22
me 20



		me 28t	me 25	me 22	me 20
Thickness of rolled edges	mm	0,4 ÷ 3	0,4 ÷ 3	0,4 ÷ 2	0,4 ÷ 2
Max. thickness of edges in strips (* End-Cutting unit excluded)	mm	5	5	5*	5*
Min. ÷ max. panel height	mm	12 ÷ 50	12 ÷ 50	12 ÷ 50	12 ÷ 50
Min. panels length/width with rolled edges	mm	190 / 110	190 / 65	190 / 65	180 / 65
Feed speed	m/min	7	7	7	6

Find the complete technical specification at page 18



Gluing Unit
efficiency




"Radius" End-Cutter
brilliant idea



Trimming Unit
excellent finishing



Finishing Units
superior quality



PLC Control Panel
simple to use

Automatic edge bander with glue pot to edge band, with great flexibility, with melamine edges, PVC and ABS up to 3 mm and wooden strips up to 5 mm.

automatic edge banders electronic controls

edge banding technology... at your fingertips

"eye-S" Compact Console.

me 40/me 35

Optimal managing of the machine thanks to the new 10" touch screen control panel with **Maestro active edge**, operator interface, where all of the machine functions are graphically shown. Three working modes are available: manual, program and job order.



Immediate and intuitive panel programming thanks to the adaptive 3D design of the processing with real time preview.

No possibility of error with the machining guidance system that suggests the correct machine set up to the operator.





Maestro active edge


Maestro active is the new operator interface software which has been unified across all SCM technologies. A single operator can easily and confidently run multiple machines due to controller and interface consistency: regardless the machine, Maestro active maintains the same *look&feel*, with many identical icons and navigation buttons, thus ensuring the same approach to interaction.

EASE OF USE

The new interface has been specifically designed and optimized for immediate use via touch screen. Graphics have been redesigned for simple and comfortable navigation, with tablet-like icons on touch screen controller.

"ZERO" ERRORS

Improved productivity thanks to guided procedures that reduce the possibility of error from the operator's side.




PLC Control Panel.

me 28t/me 25/me 22/me 20

Simple and intuitive, it enables an easy selection of all the main functions and guides the operator during maintenance, cleaning and diagnostic operations.



automatic edge banders operating groups



designed for
a perfect finish

Panel Feed Speed

By Track (me 40/me 35).

High productivity by the track feed speed. The encoder for feeding panel control (me 40) ensures the total working cycle control.

By Conveyor (me 28t/ me 25/ me 22/me 20).

The very best finishing of the panel edge is also guaranteed by the panel conveyor (exclusive solution), which prevents the panel having the feed affected by the typical pulses generated by the pinion of a traditional feed track and ensures a smooth and linear panel movement.

perfect edge joint line


Pre-Milling Unit.

me 40tr/me 40t/me 35tr/me 35t/me 28t

Panel edge surface without any imperfections before the gluing operation.

It utilizes 2 tools (1 tool for me 28t) with opposing rotation and timed intervention that, through the removal operation, corrects any panel imperfections caused by the saw cutting process and panel storage. The independent exhaust system and the air blowing device removes dust and chips from the panel.

- Diamond cutters available as standard feature



ideal edge application

Gluing Unit.

The glue is heated rapidly and evenly by the resistances. The **automatic lowering of the glue temperature** after a temporary halt in production when using the machine avoids burning of the glue. A new **innovative system of self-lubrication of the glue pot**, enables a more extensive use of the edge banding machine without the necessity of lubrication. Two rollers press the edge banding evenly and efficiently on to the panel edge. The glue spreading roller with electrical resistance inside provides a uniform glue spread and always at the maximum working temperature even on panels at the maximum working height.

Glue pot rapid unlocking and PU glue pot are available as an option (me 40/me 35).

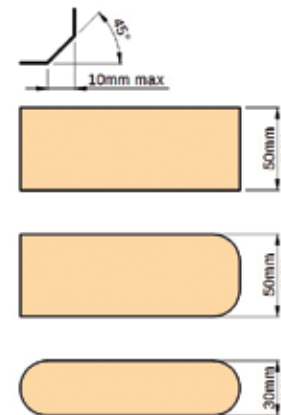
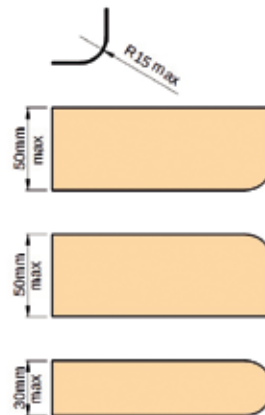
always accurate when cutting

End-Cutting Unit.

me 40/me 35: the unit is equipped with a blade and a high frequency motor to provide the **best finishing quality** of the machined edge. Furthermore, the absence of belts or other driving systems prevents any vibration assuring **the best results at all times.** (A)

me 28t/me 25: optimal accuracy offered by the unit, with a cutter and an independent asynchronous motor. (B)

me 22/me 20: the efficient cutter ensures cutting always accurate. The reference is taken directly on the panel itself; consequently it doesn't require any adjustment. (C)



technologically advanced solutions

Rounding Unit.

me 40tr/me 35tr

It carries out the rounding of thin and thick edges up to 3 mm, for the best panel finish quality.

automatic edge banders operating groups



brilliant idea

End-Cutting Unit with "Radius".

me 40t/me 35t/me 28t

The unit (optional for me 28t) allows you to make a radius on the corners of the edged panel without the need for the operator to have to finish by hand at a later stage: brilliant idea to a finished product of high quality.


quality finishing and
versatility

Trimming Unit.

me 40/me 35: very high edge quality finishing with **the rotating copiers.**

The high frequency motors generate high cutter rotating speed, reducing to a minimum any marks left from trimming and guaranteeing the absence of vibrations. (A)

me 28t/me 25 ed me 22/me 20: the unit functions with slide copying to align perfectly to the work piece. (B) The cutters are designed for straight or radius trimming of any type of edge, whether it is thick or thin, made of PVC, ABS, melamine, laminate or wood. The edge thickness is easily set by means of two numerical readouts.





automatic edge banders optional operating groups



high finish quality **Panel Heating Devices.**

me 40/me 35/me 28t

They considerably improve the gluing quality by heating the panel before the glue application.

The IR lamp is ideal for those who work in cold environments (me 40/me 35).



ease-of-use

Automatic Loading for Edges in Strips.

me 40/me 35/me 28t/me 25

The solid wood strips are automatically loaded and synchronized with the introduction of the panels into the machine.




maximum efficiency

Glue Pot for PUR Glue with Rapid Purging System.

me 40/me 35

It is ideal to work with polyurethane glue or when using glues of different colors. The new **rapid purging system** highly increases the machine productivity, reducing downtimes for cleaning and glue replacement operations.





perfect radius on pvc/abs edges

Edge Scraping Unit.

me 40/me 35/me 28t/me 25/me 22

High finishing quality of plastic material edges thanks to the radius knives that ensure the complete elimination of any marks left from the trimming unit tools, all equipped with a **front and vertical disc copiers (me 40/me 35)**, and a user-friendly device for exclusion of the unit when it is not in use.

The **numerical indicator for the horizontal adjustment (me 40/me 35)** enables a quick positioning of the unit during the processing of edges with different thicknesses.

me 28t/me 25/me 22



optimal edge cleaning

Glue Scraping Unit.

me 40/me 35/me 28t/me 25/me 22

It eliminates any excess glue on the panel/edge joint.

The **rotating copying device (me 40/me 35)** allows to perform even the most delicate panels.



me 40/me 35



reliable technology

Nesting Copying Devices.

me 40/me 35

The nesting copying devices, for the trimming unit and the edge scraping unit, enable to machine without any problem panels coming from "nesting" production cycle (with seats for hinges executed before the edge banding phase).

automatic edge banders optional operating groups

perfect finish quality
**Spry-mist Device and Anti-adhesive
Unit for Edge Finish.**
The units improve the panel
cleaning and polishing.



optimal finishing

Brushing Unit.

me 40/me 35/me 28t/me 25
With tilted, vertically adjustable motors
to optimize the cleaning/polishing
action on the panel edge.



innovation at
everybody's reach

Grooving Unit.

me 40/me 35

The optional unit is able to perform
a slot on the panel directly on the
edging process, **without having
to sacrifice the finishing and
cleaning units.**

ergonomic

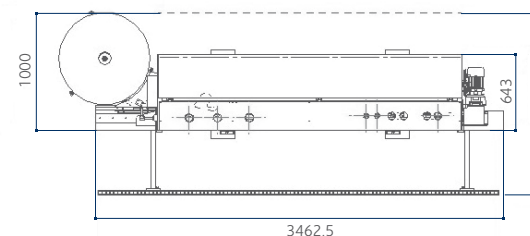
Lighting of the Machine Interior.

me 40/me 35

The **high efficiency LED lamp** improves the view of the operating units inside the machine without needing to open its door. This device is particularly useful for a safe observation of the machine during the processing.

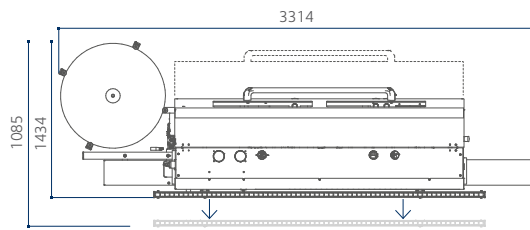


automatic edge banders technical data

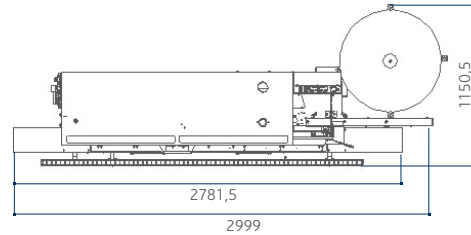


me 40

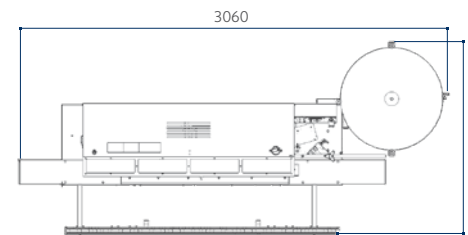
TECHNICAL DATA		me 40	me 35	me 28t	me 25	me 22	me 20
Worktable dimensions	mm	3465 x 710	3000 x 525	2800 x 570	2600 x 530	2600 x 530	1950 x 180
Worktable height	mm	875	904	904	904	904	904
Thickness of rolled edges	mm	0,4 ÷ 3	0,4 ÷ 3	0,4 ÷ 3	0,4 ÷ 3	0,4 ÷ 2	0,4 ÷ 2
Thickness of edges in strips (<i>*not valid for me 35tr</i>)	mm	5	5*	5	5	2	2
Min. ÷ max. panel height	mm	8 ÷ 50	8 ÷ 50	12 ÷ 50	12 ÷ 50	12 ÷ 50	12 ÷ 50
Min. panels length / width with rolled edges	mm	190 / 110	190 / 110	190 / 110	190 / 65	190 / 65	180 / 65
Min. panel length cut only on the front	mm	120	120	120	120	120	120
Feed speed	m/min	9	7	7	7	7	6
Feeder motor power (S1)	kW	0,55	0,55	0,55	0,55	0,55	0,25
Pneumatic operating pressure	bar	6,5	6,5	6,5	6,5	6,5	6,5
Working temperature	°C	20 ÷ 190	20 ÷ 190	20 ÷ 190	20 ÷ 190	20 ÷ 190	20 ÷ 190
pre-milling unit (me 40tr/me 40t/me 35tr/me 35t/me 28t)							
Motor power (S1)	kW	2,2	2,2	2,2	-	-	-
Cutters rotating speed	rpm	7.200	7.200	7.200	-	-	-
Diamonds cutters (standard)		N.2 Ø 80 mm H=56 Z2	N.2 Ø 80 mm H=56 Z2	N.1 Ø 80 mm H=56 Z2	-	-	-
Stock removals	mm	0 ÷ 2	0,5 / 1 / 1,5 / 2	0,5 / 1 / 1,5 / 2	-	-	-
gluing unit							
Motor power (S1)	kW	0,18	0,18	0,18	0,18	0,18	0,18
Glue capacity	kg	~ 0,8	~ 0,8	~ 0,8	~ 0,8	~ 0,8	~ 0,8
end-cutting unit							
Motor power (<i>*high frequency motor</i>)	kW	0,19*	0,19*	0,37	0,37	-	-
End-cutting blade		Ø 125 mm Z20	Ø 125 mm Z20	Ø 90 mm Z20	Ø 90 mm Z20	knives	knives
Blade rotating speed	rpm	12.000	12.000	12.000	12.000	-	-
rounding unit							
Motor power (S1)	kW	0,35	0,35	-	-	-	-
Cutter		Ø 58 mm Z4	Ø 58 mm Z4	-	-	-	-
Cutter rotating speed	rpm	12.000	12.000	-	-	-	-
trimming unit							
Upper and lower motor power (<i>*high frequency motors</i>)	kW	2 x 0,35*	2 x 0,35*	0,75	0,75	0,55	0,55
Diamond cutters		Ø 55,3 mm Z3	Ø 55,3 mm Z3	Ø 75 mm Z4	Ø 75 mm Z4	Ø 75 mm Z4	Ø 75 mm Z4
Cutters rotating speed	rpm	12.000	12.000	9.000	12.000	12.000	12.000
additional technical features							
Exhaust outlets pre-milling unit, number / diameter	n./mm	60	2 / 80	80	-	-	-
Exhaust outlet gluing unit, diameter	mm	80	60	60	60	60	60
Exhaust outlets trimming unit, number / diameter	n./mm	60	2 / 60	-	-	-	-
Exhaust outlet on base structure, diameter	mm	-	-	120	120	120	120



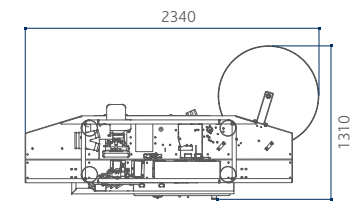
me 35



me28t



me25
me22



me 20

MAIN OPTIONAL DEVICES	me 40	me 35	me 28t	me 25	me 22	me 20
Anti-adhesive Unit	O	O	-	-	-	-
Pre-Milling Unit	S ³⁻⁴	S ³⁻⁴	S	-	-	-
Panel Heating System	O	O	O	-	-	-
IR Lamp	O	O	-	-	-	-
Automatic Loading for Edges in Strips	S	S	S	S	S	S
Automatic Loading for Edges in Strips with Storage	O	O	O	O	-	-
Standard Gluing Unit	S	S	S	S	S	S
Glue Pot for PUR Glue with Rapid Purging System	O	O	-	-	-	-
End-Cutting Unit with Shear Device	-	-	-	-	S	S
End-Cutting Unit with Blade	S	S	S	S	-	-
End-Cutting Unit with "Radius"	S ³	S ^{3-*}	O	-	-	-
Rounding Unit	S ⁴	S ^{4-*}	-	-	-	-
Trimming Unit	S	S	S	S	S	S
Nesting Copying Device for Trimming Unit	O	O	-	-	-	-
Edge Scraping Unit	O	O	S	S	O	-
Nesting Copying Device for Edge Scraping Unit	O	O	-	-	-	-
Spry-mist Device for Edge Finish	O	-	-	-	-	-
Glue Scraping Unit	O	O	S ¹	S ¹	O	-
Brushing Unit	O	O	S ²	S ²	O	-
Grooving Unit	O	O	-	-	-	-
Lighting of the Machine Interior	O	O	-	-	-	-

¹ RC version

² SP version

³ T version

⁴ TR version

* instead of the standard End-Cutting Unit

S Standard

O Option

manual
edge bander
for straight
and shaped
panels
e 20



Designed to be an economic, reliable and practical machine for the edge banding of straight and shaped panels.

	e 20	
Min. ÷ max. edge thickness	mm	0,4 ÷ 3
Min. ÷ max. edge height	mm	10 ÷ 84
Rolled edges height with shear device, 0,4 ÷ 1,5 mm / 0,4 ÷ 2,5 mm / 0,4 ÷ 3 mm thickness	mm	80 / 40 / 45
Min. panels length / width	mm	290 / 50
Min. internal radius (concave), 0,4 mm thickness	mm	25
Min. external radius (convex), 0,4 mm thickness	mm	5
Feed speeds	m/min	3 - 4 - 5 - 6 - 7 - 8
Installed motor power	kva	6,9
Coil holder plate diameter	mm	520
Worktable height	mm	850
Machine length / width (weight)	mm (kg)	1010 / 810 (250)

e 20 electronic controls



performance just like a "bigger" edge bander

The **4,3" touch screen electronic control**

allows the management of the following functions:

- feed speed adjustment of the edge from 3 to 8 m/min.
- rapid glue heating system
- stand-by timed function
- manual working mode: the operator decides when starting the edge feeding (1st pedal pressure) and the edge cutting (2nd pedal pressure)




Programmed working mode.

- the operator enters the pre-set length of the edge, by pressing the pedal he starts the edge feeding and, at the desired length, the machine cuts the edge
- automatic calculation of the perimeter for common geometries as circle, ellipse, regular polygons, etc.

The electronic control enables the panel perimeter measuring for continuous complex geometries by sliding the panel on the powered roller.



e 20
operating
groups



excellent finishing

The machine is equipped with a **powered pressure roller** to facilitate the panel feeding during the machining.

The **3-roller outfeed fence (option)** improves the edge gluing quality on large dimensioned straight panels.


no surface damage to the
work piece during machining
Easy machining with the special **anti-scratch** phenolic
multilayer **worktable** with modular holes complete
with panel supports.



gluing the most critical
edges without compromise

The teflon-coated hot melt glue pot, positioned underneath the worktable, with continuous glue circulation avoids burning of the glue.

It is possible to adjust the quantity of the glue to be applied on the edge.




e 20
optional
operating
groups



maximum practicality
The **infeed fence** is extremely helpful in the processing of large dimensioned linear panels.


versatility

The mobile front extension makes easy the handling of large dimensioned pieces on the worktable.



best accuracy

The tilting worktable adjustable from 0 to 45° allows the simple edge banding of panels with sides not in square with reference to the support table.



manual
trimming machine
for straight
and shaped
panels
t 20



Designed with exclusive solutions, this trimming machine has a set up facility without comparison.

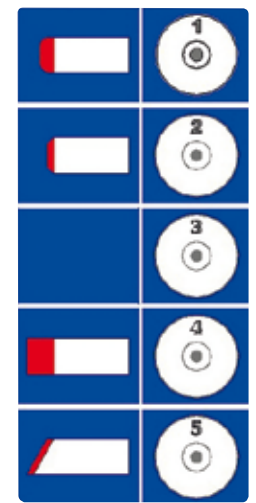
		t 20
Max. edge thickness	mm	4
Min. ÷ max. panel thickness	mm	14 ÷ 80
Min. panels length / width	mm	200 / 160
Min. internal radius, 0,4 mm thickness	mm	25
Min. external radius (convex), 0,4 mm thickness	mm	5
Installed motor power	kW	1,5
Exhaust outlets, number / diameter	n./mm	2 / 80
Worktable height	mm	850
Machine length / width (weight)	mm (kg)	1000 / 800 (200)

t 20
operating
groups



no adjustments,
only copying device
substitution

Rapid and precise set up during
machine changeover with the
interchangeable horizontal
copying device coupled with
the multifunction tools
(SCM exclusive system).



exact configuration for every type of machining

The two different interchangeable vertical copying devices, supplied as a standard feature,
facilitate the working on straight and shaped panels assuring the **very best results**.

maximum performance as standard

The diamond multifunction tools, supplied as standard,
provide a high quality finish and easy set up as well
as a very long working life.



the best quality finish with
every type of material
due to the use of high frequency motors
equipped with an inverter for the
adjustment of the cutting speed.

no limit
even with tilted edges

The possibility to horizontally adjust the position
of the upper trimmer allows the machining of
tilted panels and to carry out a different edge
profile on the upper and lower edges.

- An example: edge with an R2 radius on the
upper edge and a straight edge
on the lower one.



WE'LL GO THE EXTRA MILE FOR YOU



SERVICE AND MAINTENANCE



TRAINING SERVICE



SPARE PARTS



DIGITAL SERVICES

SCM OFFERS A FULL RANGE OF **HIGHLY SPECIALISED SERVICES** WITH A QUALITY AND RELIABILITY THAT STEM FROM 70 YEARS OF EXPERIENCE IN THE INDUSTRY.

From installation and production start-up to services and maintenance. From training to the supply of specific original spare parts: **we provide solutions designed around you!**

CONTACT

SCM SERVICE
via Emilia 77 - 47921 Rimini - Italy
tel. +39 0541 700100
scmservice@scmgroup.com
www.scmwood.com

SCM SPAREPARTS
Via Emilia, 61 - 47921 - Rimini - Italy
tel. +39 0541 674111
spareparts@scmgroup.com
www.scmwood.com

My Scm



SERVICE AND MAINTENANCE

- Remote support
- Scheduled maintenance contracts
- Warranty extension



TRAINING SERVICE

- Courses for machine operators
- Software and programming courses
- Training in production start-up



SPARE PARTS

- Recommended spare parts list
- E-shop
- Interactive spare-parts catalogues
- Repairs on electronic parts, glue tanks and electro-spindles



DIGITAL SERVICES

- Maestro Connect - IoT platform to be constantly connected with your machines
- Smartech - assistance with augmented reality
- My Scm portal - opening of service ticket and single point of access to the apps and Services tools

THE STRONGEST WOOD TECHNOLOGIES ARE IN OUR DNA

SCM. A HERITAGE OF SKILLS IN A UNIQUE BRAND

70 years of success gives SCM the centre stage in woodworking technology. This heritage results from bringing together the best know-how in machining and systems for wood-based manufacturing. SCM is present all over the world, brought to you by the widest distribution network in the industry.

70 years history

3 main production sites in Italy

300.000 square metres of production space

20.000 machines manufactured per year

90% export

20 foreign branches

400 agents and dealers

500 support technicians

500 registered patents

In SCM's DNA also strength and solidity of a great Group. The SCM Group is a world leader, manufacturing industrial equipment and components for machining the widest range of materials.

SCM GROUP, A HIGHLY SKILLED TEAM EXPERT IN INDUSTRIAL MACHINES AND COMPONENTS

INDUSTRIAL MACHINERY

Stand-alone machines, integrated systems and services dedicated to processing a wide range of materials.



WOODWORKING TECHNOLOGIES



TECHNOLOGIES FOR PROCESSING
COMPOSITE MATERIALS, ALUMINIUM,
PLASTIC, GLASS, STONE, METAL

INDUSTRIAL COMPONENTS

Technological components for the Group's machines and systems, for those of third-parties and the machinery industry.



SPINDLES AND
TECHNOLOGICAL
COMPONENTS



ELECTRIC PANELS



METALWORK



CAST IRON



is more



SCM GROUP SPA

via Casale 450 - 47826 Villa Verucchio, Rimini - Italy
tel. +39 0541 674111 - fax +39 0541 674274
scm@scmgroup.com
www.scmwood.com



00L0590748C