




**DSB Singlehead NG XM**  
Thin-cutting band saw



## DSB Singlehead NG XM

Flexible thin-cutting band saw.

### Highest precision for maximum efficiency and flexibility.

The DSB Singlehead NG XM is perfect for when changing demands require maximum flexibility. Numerous features make cutting wood possible even under the most difficult conditions – regardless of the wood type and application area.

The machine's intelligent design makes future capacity expansions child's play: A simple in-line extension of the band saw up to 6 machines allows for complete flexibility. The robust design and WINTERSTEIGER's decades of expertise guarantee maximum machine performance and a quick reinvestment.

As the global market leader, WINTERSTEIGER band saws are used in many sectors where the focus is on efficiency and quality.

- Parquet flooring
- Multi-layer boards
- Glue-laminated wood
- Doors
- Windows
- Furniture
- Pencil slats
- Ski/snowboard components
- Musical instruments
- Saw mill – secondary cut

**If you are looking for customized solutions for non-wood materials, please ask us!**



### Your benefits summed up:

#### Robust block guide for a wide range of applications

- Driven feed rollers at top and bottom
- Continuous, solid supporting table with special coating
- Processing of any block characteristics

#### High-tech saw control for the greatest precision

- Gentle saw blade entry for better cutting performance
- Sensor-controlled saw monitoring
- High-tech carbon guides

#### Maximum flexibility and efficiency

- Optimized for wet and dry cutting
- Designed for diverse applications
- Extendable to up to 6 machines in-line

# Minimal kerf – maximum profit.

Those who want to remain successful in the future must keep a firm hand on conserving material in these times of raw material shortages and subsequent high prices, as this trend will only become more prevalent going forward.

Fortunately, conserving material is a specialty of the DSB Singlehead NG XM. WINTERSTEIGER promises


minimal kerf, paired with maximum precision. This allows an increase in timber yield of up to 40 % compared

to conventional wood-cutting methods.

Your gain: Up to 40 % more timber yield.

**Picture left side:**

Regular cut with increased loss caused by a lack of precision.




**Picture right side:**

WINTERSTEIGER thin-cutting with minimal cutting loss and maximum precision!



**Lamella thickness from 1.3 mm.**

The highly innovative combination of thin saw blades along with a precise saw blade guiding and a sturdy block feeding system makes it possible to produce extremely thin lamellas. Thanks to this masterly technical performance, the DSB Singlehead NG XM closes the gap between classic veneer and high-quality saw veneer.



With its flexible design, extremely low cutting loss and 32 kW drive as standard, the DSB Singlehead NG XM impresses with outstanding performance and efficiency gains.

These gains result from savings in both materials and machine time that have a positive effect for any kind of application. No matter whether you are cutting wood or alternative materials, wet or dry conditions, irrespective

of plank dimensions or XXL formats, requests for a single cut or a high-capacity production line – WINTERSTEIGER assures the most precise cut with the lowest possible material loss.



# Robust block guide for a wide range of applications.

## Innovative feeding system.

Driven feed rollers above and below guarantee continuous block feeding, even when faced with extreme workpiece characteristics. The specially rubberized feed rollers and the innovative counter-pressure system guarantee optimum grip as well as minimum friction for wet or dry material. The specially coated supporting table simultaneously ensures that the workpiece is as stable as possible. The feed rollers are electronically controlled and infinitely adjustable at the in-feed and out-feed (4 – 20 m/min). The vertical stabilization of the workpiece in the cutting area is the basis for the perfectly precise cut.

The DSB Singlehead NG XM owes its unusually high level of precision to



Driven feed rollers at top and bottom

the specially coated supporting table. Additional driven pressure rollers immediately above the cutting area guarantee the constant stability of the workpiece across its full width. This

gives you the ability to cut not only pre-planed material, but also uneven and rough-sawn blocks with longitudinal or latitudinal deformations or that are warped or cupped.

## Optimal feeding for every application.

The DSB Singlehead NG XM facilitates high-speed feeding of 8 to 45 m/min for high-performance applications in the highest capacity range. For precision or special applications with sensitive materials or XXL dimensions, infinitely variable feed control (from 1 to 15 m/min) is available.



Blocks with longitudinal/latitudinal deformation, cupped or warped



Block dry cutting



Block wet cutting





## High-tech saw control for the greatest precision.

### Smooth saw blade entry for better cutting performance.

The smooth saw blade entry system goes easy on the saw and improves the quality of the output. Thanks to the reduced speed at entry of the sawblade into the wooden block, the forces working on the saw are minimized: the deflec-

tion of the blade is reduced. Once the blade is completely submerged in the wooden block, the speed of the feed is increased again.

### Sensor-controlled saw monitoring.

The system has sensors for monitoring the pressure on the saw blade guide and the space between the saw blade and the saw blade guide. When a certain level of tolerance is exceeded, for example by the blade jumping out of the guide and drifting while cutting the wood, the material

feed is automatically stopped and the wood remains in its current position. Once the cause has been remedied, the feed can be restarted and the machine returns to normal operation. Stopping the saw prevents greater deviation from the desired cut.

### Further benefits:

- **Saw blade protection:** A loss of tension on the saw blade through overstretching is prevented.
- **Machine protection:** The machine components are protected because the feed or the machine is stopped when the blade drifts.
- **Material protection:** Saw blade drift

is detected early, preventing tolerances from being exceeded and reducing waste.

- **Tool costs:** The graphic display allows proactive retooling at precisely the right time.



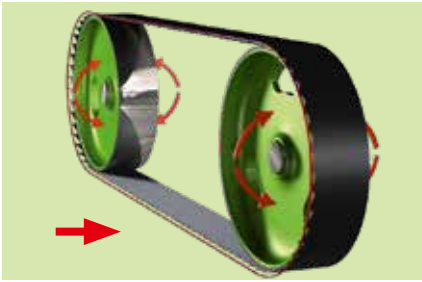
Sensor-controlled saw monitoring

### High-tech carbon guides.

This high-tech composite material made of abrasion-proof carbon fibers and heat-resistant epoxy resin guarantees precise blade guiding and an extremely long lifetime.



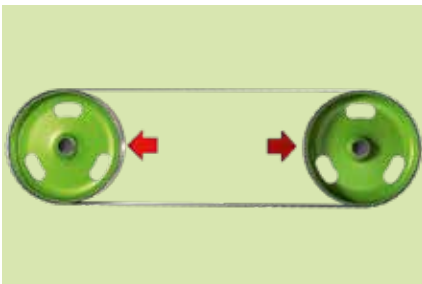
Extremely abrasion-resistant high-tech carbon guide



**Automatic saw blade regulation.**

When cutting non-homogeneous materials such as wood, the saw blade is exposed to different cutting forces. The automatic saw blade regulation uses a sensor to detect the displacement of the saw blade caused by differences in cutting force. An adjusting mechanism

driven by an electromotor controls the pulleys accordingly and guarantees the optimum positioning of the saw blade. This prevents also the saw blade running off the pulley.



**Servo-pneumatic saw blade tensioning.**

A servo valve controls the saw blade tension, which is adjusted to match the saw blade dimensions. During non-operating hours, the tension is reduced to prevent wear on the saw blade.

## Maximum flexibility and efficiency.

**Optimized for wet and dry cutting.**

Flexibility means being equipped for any demands and the challenges they bring. Whether it is the cutting width, maximum block height of 165 mm or the innovative spraying system – everything about the DSB Singlehead NG XM is geared toward flexibility.

**Innovative spraying system for wet cutting.**

Spraying the saw tooth with a special, highly wood-compatible spraying agent creates a vapor that lubricates and cools the saw blades. The spraying intervals can be customized according to necessity.

The benefits: improved lifetime of the thin-cutting saw band thanks to reduced friction and the prevention of resin build-up. The benefits of the spraying system are particularly evident when cutting wet wood. But it also demonstrates its performance in applications involving wood species with a high resin or silicate content.

**Optional spraying with water.**

As an alternative to conventional spraying agents, water is also well-suited for the processing of certain kinds of wet wood. A small amount is sprayed on the tips of the teeth and loosens the mass of wet sawdust, resin and lubricant. The lateral clearance angles of the saw therefore remain clean and functional. Water as a spraying agent can be combined with conventional agents or employed separately as needed.



**Clear and straightforward with a practical wood program.**

The clear user interface facilitates quick and straightforward setting of all desired parameters. From apprentices to experts – the user guidance is comprehensible for everyone. All important settings can be applied clearly on the start screen.

A practical feature is the memory function in the software for commonly recurring process parameters. Multi-lingual user guidance and numerous service and help menus are further bonuses, aiding the user with cutting, wood and sawing programs, operating data logging, diagnosis and maintenance indicators, etc.



**First-class ergonomics and ease of maintenance for maximum machine availability.**

The DSB Singlehead NG XM also offers maximum comfort for maintenance. The arrangement of the components and accessibility to the infeed and outfeed areas guarantee rapid retooling and quick maintenance work.

The design of the machine floor and the optional dust transport auger significantly aid cleaning. This minimizes maintenance and cleaning-related machine downtimes: A basic requirement for high machine availability.



First-class ergonomics and ease of maintenance



## Diverse applications require flexible material-handling options.

Depending on the application area and its requirements, WINTERSTEIGER offers a wide range of timber transport options. From robust roller conveyors to fully automated production systems, the possibilities for optimizing your production processes are almost endless.

### Hinged roller conveyors and powered roller conveyors.

The stable support for long blocks at the machine's in- and out-feed ensures precise cutting. For this purpose WINTERSTEIGER has developed massive roller conveyors and powered roller conveyors in lengths of 2.5 m, 4 m and 5.5 m.



The hinged conveyor systems also offer easy access to the machine door for rapid tool change.

### Feeding magazine – an easy way to boost efficiency.

Inserting multiple blocks of wood into the feeding magazine helps to eliminate interruptions in the workflow and the use of materials. It enables employees to operate multiple machines or run multiple work processes at the same time.

The feeding magazine and the thin-cutting band saw work together perfectly: Combined software controls prevent operating errors – the feeding magazine adapts to the feeding speed of the machine.

It is very easy to set different block heights mechanically.




### Convenient reversing system.

The reversing system is a user-friendly solution to use a stand-alone DSB Singlehead NG XM with one operator only. Working with the reversing system, the operator positions the workpiece manually on the roller conveyor. After the cut, the block is returned to its starting position, and the saw blade is automatically positioned for the next cut. This process is repeated – without the need to reset the machine – until the whole block has been cut.

One major benefit of this option is that the complete cutting process is fully automated. Apart from removing the cut lamella, there is no need for manual intervention. And there is no need to reposition the saw blade manually.





**Merry-go-round: Minimal staff – maximum profit.**

Let the block run around in circles while you minimize your personnel requirements. The tried and tested merry-go-round system can be individually adapted to your requirements. A number (defined by the customer) of wooden blocks are positioned on

the merry-go-round system. Full integration into DSB Singlehead NG XM's machine software allows individual programs to be stored and wooden blocks to be processed almost fully automatically. The entire process can be operated

by just one employee. This employee always loads the wooden blocks and unloads the cut lamellas from the same position.

## From an individual machine to a multi-module production system.

DSB Singlehead NG XM – a machine concept that grows with your capacity requirements. You start with an individual thin-cutting band saw and expand as required into a complete

production system with up to 6 machines. The production systems form complete manufacturing units with a compact design.

The automation of, and integration into, individual process solutions are among WINTERSTEIGER's core competences.





In comparison to alternative machine concepts, accessibility to all saw units and machine components – despite their compact design – is WINTERSTEIGER's core premise, even with multi-module arrangements. This accessibility

improves ergonomics and reduces setting-up, configuration and saw-blade replacement times to a minimum, thus increasing machine output.





## WINTERSTEIGER After Sales Service. Support starts where delivery ends.

**The best time for assessing the quality of an investment is in the many years after its delivery. Therefore WINTERSTEIGER has established a global after sales service.**

### **Installation and training.**

WINTERSTEIGER ensures both with its experts world-wide and of course on site.

### **Support.**

We provide continuous support to quickly optimize the profitability of the machine for our customers.

### **Proactive maintenance.**

Maintenance and preventive active replacement of pre-defined wear parts at firmly defined times (e.g. during company holidays) which also helps to keep maintenance and repair costs to a minimum.

### **Contracts for consumables and saw blades.**

These agreements enable us to plan our annual requirements in advance and save costs which of course we pass on immediately to our customers.

Other benefits:

- Just-in-time delivery of saw blades
- Availability at short notice
- Warehousing of saw blades by WINTERSTEIGER

### **Helpdesk on call service.**

This service underlines our high level, global service commitment to our partners and ensures first-class support even outside our normal business hours.

### **Quick help – with the WINTERSTEIGER Remote Service.**

Quality and speed are the deciding factors in the event of a breakdown. The global WINTERSTEIGER sales and service networks guarantee optimum support in case of technical queries and fastest possible support by professional service engineers.

#### **Your benefits:**

- Increased machine availability for operation
- Shorter downtimes thanks to remote diagnosis
- Reduced maintenance costs
- Routine transmission of current software updates
- Data backup and secure spare part identification
- Support of maintenance staff and service crew
- Machine standstills are avoided

#### **Our services:**

- Provision of the hardware (router)
- Registration at the WINTERSTEIGER Remote Service portal
- Free remote service for the first year (service can be extended by maintenance agreement)



## Saw blades from in-house development and production.

**Demanding customers require individual tools. WINTERSTEIGER supplies the best material, optimum saw blade dimensions and tooth geometries in line with requirements.**

WINTERSTEIGER is able to supply the perfect blade for frame or band saws, meeting all customer needs. The extremely thin kerf, along with the highest possible precision, is the ideal basis for manufacturing high-quality products and is providing additional earning opportunities for each customer. For WINTERSTEIGER, shortest delivery times with greatest possible flexibility go without saying.

### Compelling thin-cutting systems and band saws by WINTERSTEIGER!

#### Optimum solution:

- 30 years of know-how with all types of wood
- References from all over the world
- Broad product range with different base materials, tooth pitches and kerfs
- Customer-oriented saw development
- Optimum wood yield using appropriate tools

#### Maximum efficiency:

- Immediate further processing of the lamella without subsequent calibration
- Kerf from 0.7 mm
- Clean lamella surface
- Maximum lamella precision
- Efficient use of material thanks to constantly perfect kerf

#### Reliable partner:

- Top quality servicing of machines, tools and saws
- Customized systems for your success
- Consistently high quality and ability to supply
- High level of customer satisfaction



WINTERSTEIGER Sägen GmbH

# DSB Singlehead NG XM

## Figures. Data. Facts.

### Technical data


	DSB Singlehead NG XM / Series 350	DSB Singlehead NG XM / Series 660
<b>Main drive</b>	32 kW	
<b>Supply voltage</b>	3 AC 400V / 50 Hz 3 AC 480V / 60 Hz 3 AC 575V / 60 Hz* 3 AC 210 V 50 / 60 Hz*	
<b>Max. cutting width</b>	350 mm (13.78")	660 mm (25.98")
<b>Saw blade tensioning system</b>	Servo-pneumatic	
<b>Saw blade motion control (saw blade motion visible via sight window)</b>	Automatic saw blade regulation	
<b>Feed speed, infinitely adjustable (depending on wood type and block dimensions)</b>	Standard speed: 4 to 20 m/min (13 – 66 ft/min) Precision feed: 1 to 15 m/min (optional) (3 – 49 ft/min) High-speed feed: 8 to 45 m/min (optional) (26 – 148 ft)	Precision feed: 1 to 15 m/min (3 – 49 ft/min)
<b>Saw blade speed, infinitely adjustable</b>	Up to 60 m/sec (197 ft/sec)	
<b>Diameter – saw pulleys</b>	915 mm (36")	
<b>Cutting height adjustment of saw blade</b>	1.7 to 165 mm (0.067 – 6.49")	
<b>Durable saw blade guide</b>	Carbon guide	
<b>Compressed air connection</b>	Operating pressure 7 bar (100 psi)	
<b>Water connection</b>	1/2"	
<b>Required extraction force</b>	Min. 500 l/h (17.66 cubic feet/h)	
<b>Suction fitting</b>	2 x DM150 (+ 1 x DM150 optional)	
<b>Extraction capacity</b>	Min. 4000 m <sup>3</sup> /h (141259 cubic feet/h)	
<b>Required air speed</b>	Min. 30 m/sec (98 ft/sec)	
<b>Power and compressed air inlet</b>	Optionally at top or bottom	

\* with external transformer

### Block/lamella data

	DSB Singlehead NG XM / Series 350	DSB Singlehead NG XM / Series 660
<b>Block width</b>	Min. 30 mm / max. 350 mm (1.18" / 13.78")	Min. 30 mm / max. 660 mm (1.18 / 25.98")
<b>Cutting precision (depending on ingoing material and tool characteristics)</b>	Approx. +/- 0.15 mm (0.06")	Approx. +/- 0.20 mm (0.08")
<b>Min. / max. block height</b>	5 mm / 165 mm (0.2" / 6.5")	
<b>Cutting of wooden blocks with different moisture levels</b>	For dry or wet cutting	
<b>Min./max. block length</b>	350 mm (13.78") / unlimited	
<b>Lamella thickness (depending on wood type and block dimensions)</b>	From 1.7 mm / 0.067" (from 1.3 mm / 0.051", available on request)	
<b>Cutting of wooden blocks with different moisture levels</b>	For dry or wet cutting	
<b>Cutting of wooden blocks with varying preparation</b>	Rough cut, 1 to 4-sided planed material	
<b>Cutting of wooden blocks of various qualities</b>	Longitudinal/latitudinal deformation, cupped or warped	

We reserve the right to make technical alterations



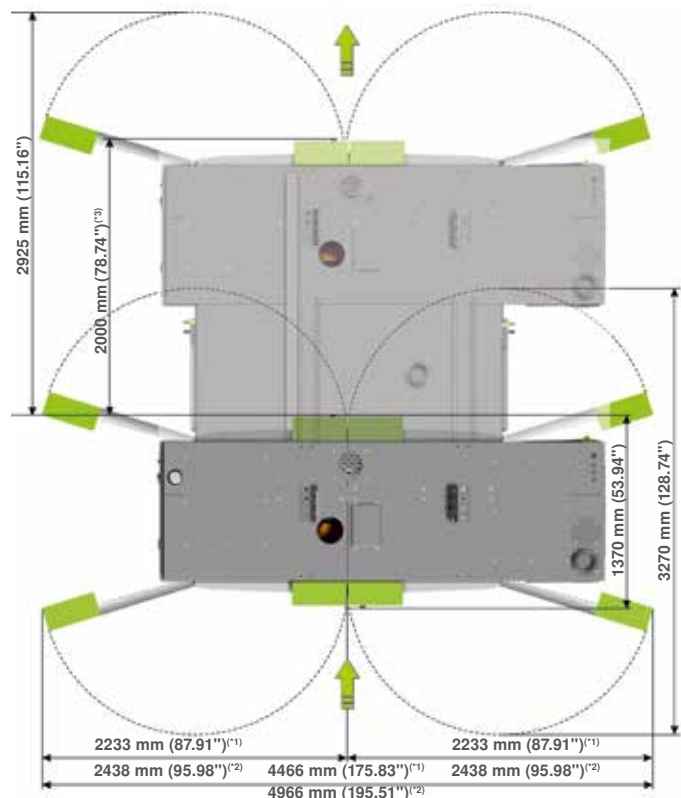
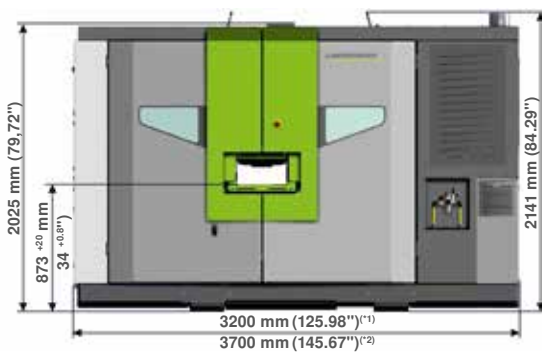
## Sawblade data

	DSB Singlehead NG XM / Series 350	DSB Singlehead NG XM / Series 660
Width of saw blade	80 mm / 3.15" (100 mm / 3.97" optionally available on request)	100 mm (3.97")
Saw blade length	5500 mm (216.54")	6500 mm (255.91")
Thickness of cutting kerf	From 1.1 mm (0.043")	
Thickness of base material	From 0.7 mm (0.028")	
Easy & ergonomic saw blade change	2 min (1 person)	

## Specifications

	DSB Singlehead NG XM / Series 350	DSB Singlehead NG XM / Series 660
Height	2025 mm (79.72")	2025 mm (79.72")
Width	3200 mm (125.98")	3700 mm (145.67")
Width with custom voltage (external switch cabinet, 600 x 600 x 350 mm, main drive on front, observe door opening of 600 mm)	3600 mm (141.73")	4100 mm (161.42")
Depth	1400 mm (55.12")	1400 mm (55.12")
Depth with doors open	3270 mm (128.74")	3770 mm (148.43")
Weight	3800 kg (8378 lbs)	4500 kg (9921 lbs)
Foundation load	4000 kg (8819 lbs)	5000 kg (11023 lbs)
Transport options for machine	Brackets for forklift on underside of machine, 2 lifting eyes on top of machine	
Transport dimensions with pallet (W x D x H)	4150 x 1500 x 2250 mm, 4100 kg (163.39 x 59 x 88.58", 9093 lbs)	4150 x 1500 x 2250 mm, 4800 kg (163.39 x 59 x 88.58", 10582 lbs)
Transport dimensions with wooden crate (W x D x H)	4200 x 1560 x 2380 mm, 4380 kg (165.35 x 61.42 x 90.87", 9656 lbs)	4200 x 1560 x 2380 mm, 5080 kg (165.35 x 61.42 x 90.87", 11199 lbs)

We reserve the right to make technical alterations



\*1 Series 350

\*2 Series 660

\*3 Space required for each further machine (regardless of series)

Success begins with the right decisions.  
At the right time. We look forward to you!



**WINTERSTEIGER**  
Thin-cutting & Repair

#### Headquarters:

**Austria:** WINTERSTEIGER AG, 4910 Ried, Austria,  
Dimmelstrasse 9, Tel.: +43 7752 919-0, Fax: +43 7752 919-58,  
woodtech@wintersteiger.at

#### International Companies:

**China:** WINTERSTEIGER China Co. Ltd., Room 902, Building 5  
Lippo Plaza, No. 8 Ronghua Middle Road, Economic and Technical  
Development Zone, 100176 Beijing, Tel.: +86 10 5327 1280,  
Fax: +86 10 5327 1270, office@wintersteiger.com.cn

**France:** SKID WINTERSTEIGER S.A.S.,  
93 Avenue de la Paix, 41700 Contres, Tel.: +33 254 790 633,  
Fax: +33 254 790 744, alphonse.pascal@wintersteiger.com

**Russia CIS:** OOO WINTERSTEIGER, 117218 Moscow,  
Krzhizhanovsky str. 14, build. 3, Tel.: +7 495 645 8491,  
Fax: +7 495 645 8492, office@wintersteiger.ru

**South America:** WINTERSTEIGER South América Comercio de  
Maquinas Ltda., Rua dos Cisnes 348, CEP: 88137-300, Palhoça,  
SC – Brazil, Tel./Fax: +55 48 3344 1135,  
office@wintersteiger.com.br

**Southeast Asia, Australia, New Zealand:** WINTERSTEIGER SEA  
Pte. Ltd., Singapore 569084, 2 Ang Mo Kio Street 64 #05-03A,  
Tel.: +65 6363 3384, Fax: +65 6363 3378,  
office@wintersteiger.com.sg

**USA, Canada:** WINTERSTEIGER Inc.,  
4705 Amelia Earhart Drive, Salt Lake City, UT 84116-2876,  
Tel.: +1 801 355 6550, Fax: +1 801 355 6541,  
mailbox@wintersteiger.com

#### Representations:

Albania, Bosnia Herzegovina, Croatia, Finland, Japan, Korea, Kosovo, Macedonia, Montenegro, Poland, Portugal, Serbia, Slovenia, Spain, Sweden, Taiwan, Turkey.  
Contact details for our representatives are available on [www.wintersteiger.com/woodtech](http://www.wintersteiger.com/woodtech).