





Intelligent success is sustainable success. And clearly a matter for forward thinkers.


Behind the fascination of every moment that nature offers us with its complex beauty there is always a concept for tomorrow. We at WINTERSTEIGER have learned a lesson from this. All our developments are characterised by a holistic forward-looking approach which is well thought out and completely sustainable. WINTERSTEIGER's thin-cutting frame saws are a good example of this.

Thus their low and unrivalled cutting losses enable us to achieve a twofold effect: conservation of a natural resource – wood – and significant savings for our customers. This is what we understand by intelligent success and also thinking further ahead in future.



List of Contents:

DSG Notum	4
DSG Sonic	14
DSG 200	22
Technology Comparison	31
After Sales Service	32
WINTERSTEIGER Woodtech	34
WINTERSTEIGER Worldwide	35



DSG Notum

The perfection in entering
the high quality thin-cutting process.

The DSG Notum from WINTERSTEIGER is the result of a perfect fusion between decades of experience and the latest technology. Our objective is: The best technology at the best price for the economic entry into the upper class!

The DSG Notum displays its strengths in routine daily use and in its typically efficient manner, for example in the production of high-quality lamellas (sawn veneers) for:

- Engineered floors
- Multi-layer boards
- Doors
- Windows
- Furniture
- Pencil boards
- Musical instruments and much more



Your benefits summed up:

Notum – The Experience

- From the innovator of the thin-cutting frame saw
- Precision cuts for all requirements
- 40 years of competence and know-how in worldwide operations

Reliable & innovative

- FU controlled feed system
- Central saw frame tensioning
- Cutting height 266 mm
- Reciprocation system in perfection
- Enhanced Air-Jet system

User-friendly operation

- Easy accessibility due to open machine construction
- Electrically adjustable down pressure system
- Easy operation via touch screen display
- Central operation-cockpit

Notum – The Experience.

From the innovator of the thin-cutting frame saw.

The DSG Notum continues the WINTERSTEIGER tradition of combining premium quality with processing that is gentle on resources. A tradition that has its origins in the year 1970, when the predecessor – the DSG 150 – was introduced, before going on to establish itself worldwide.

The DSG Notum sees WINTERSTEIGER present the next generation of frame saws – developed with all the experience of the worldwide technology leader.

Precision cuts for all requirements.

Thanks to maximum precision, a minimal cutting kerf, and a ready-to-glue surface WINTERSTEIGER has held the lead in thin-cutting frame saws for many years.

Our comprehensive portfolio of machines and tools developed and produced by WINTERSTEIGER, and service to match, guarantee the long-term performance of every single WINTERSTEIGER machine.



The best technology at the best price for the economic entry into the upper class!

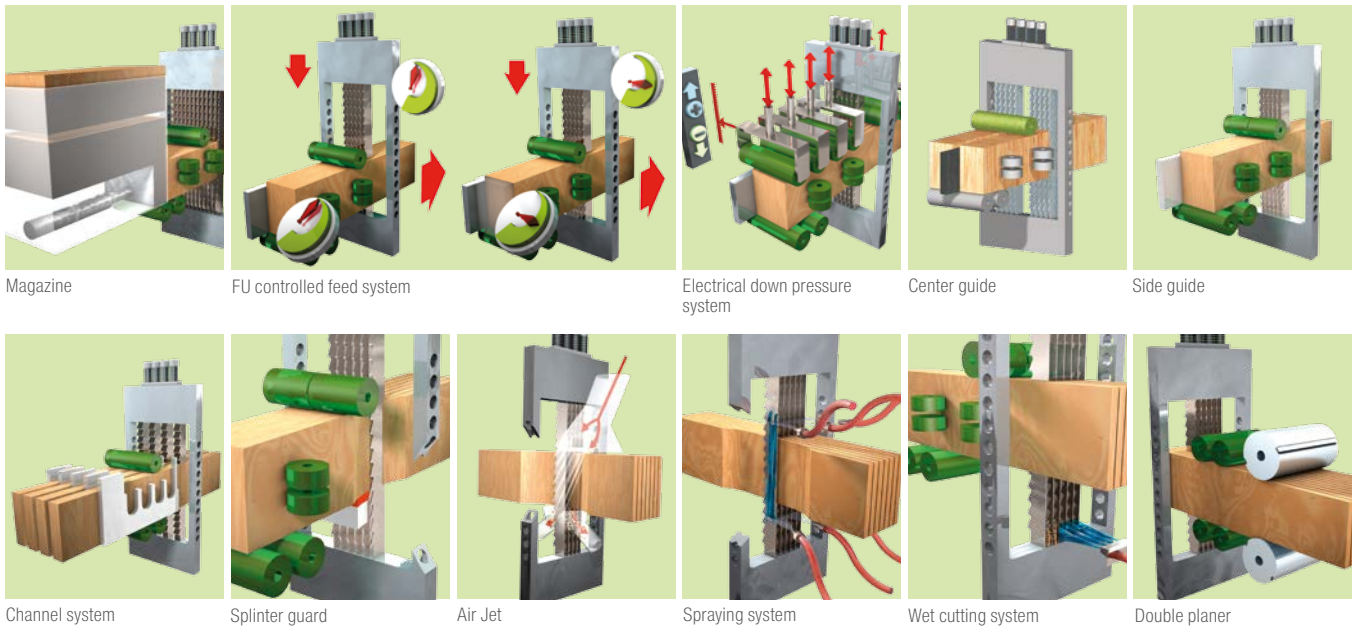
40 years of competence and know-how in worldwide operations.

More than 2000 WINTERSTEIGER thin-cutting frame saws are deployed worldwide right now.

Every single one of these machines is living proof of 40 years of experience, competence and know-how.

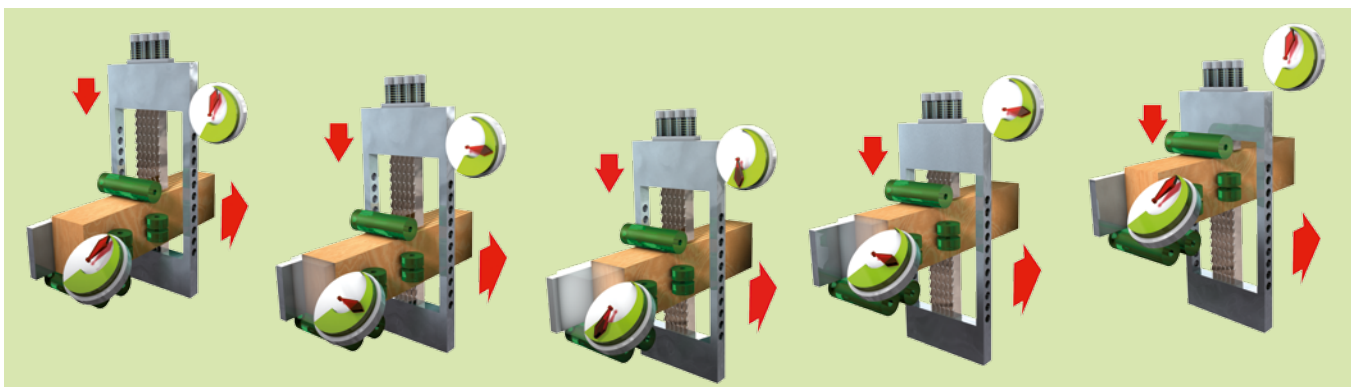
Now the DSG Notum has stepped in to guarantee another chapter in the continuing success story that WINTERSTEIGER co-writes with our customers.

Product features at a glance.



How does one exceed high expectations?
By being able to offer benefits in large-scale production.

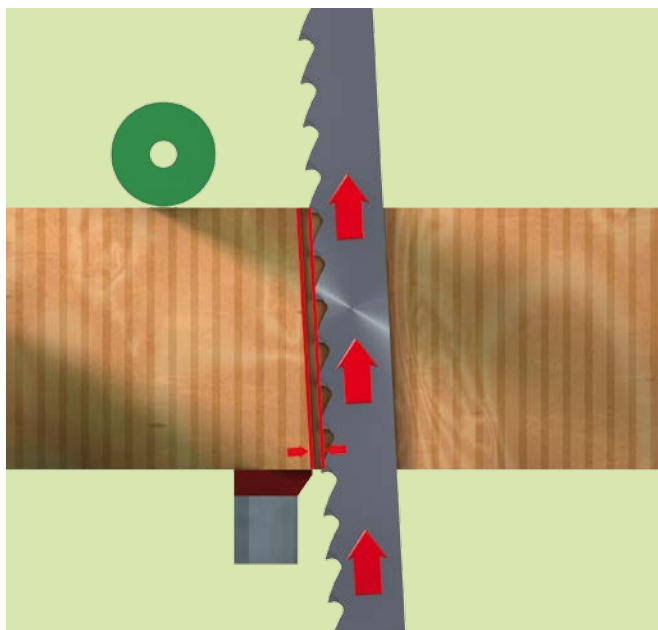
Every investment must be well considered. Economic criteria are the deciding factors. Even the basic version of the DSG Notum incorporates an incredible variety of product features as standard. They will guarantee you a high level of satisfaction and continuous output.



FU controlled feed system.


An electronically controlled servo feed in the machine's infeed and outfeed drives the feed rollers. Thus a precise amount of material is removed per each saw tooth. And at

any point in the saw frame stroke. The results are a long lifetime of the saws and smooth surfaces in combination with best-of-class precision.



Continuous relief.

The perfect interaction between the feed movement and and the reciprocating movement in conjunction with the saw blade overhang assures a constant free-cut of the saw blade during the upward stroke. The results: Optimum performance is achieved in combination with the WINTERSTEIGER Air Jet system.



Central saw frame tensioning.

The symmetrically constructed saw frame guarantees continuously even tension on the saw blades. This improves cutting accuracy and increases the lifetime of the saw blades. The re-engineered design removes the need for time-consuming dismantling. Additional benefits: Individual saws can be quickly and ergonomically replaced.



Cutting height 266 mm.

WINTERSTEIGER also underlines its commitment to fulfilling customer needs with a cutting height standardization of 266 mm (10½“).

Thanks to this, the basic machine is capable of cutting lamellae for the production of extra wide multilayer parquet, door elements and panels with familiar WINTERSTEIGER precision and a cutting kerf of as little as 1.1 mm.



Reciprocation system in perfection.

To perfect the frame saw principle of freely sliding guides, an approach that has proved its value for decades, completely new engineering was introduced for the core element behind the lifting stroke.

A structurally reinforced design and the maintenance-friendly implementation of the gang frame boosts machine availability while at the same time addressing extended cutting height requirements.




Open machine construction.

Tolerance-free linear guidance ensures precise movements. A rock-solid locking system guarantees the long-term stability of the machine.

Optimum accessibility.

The innovative design and construction ensures optimum accessibility of all machine components. This gives you a good idea of what an ergonomic saw frame change looks like on the open machine. On top of this, the minimum time required for setting up, tool changing and maintenance boosts the machine's availability.



Electrically adjustable down pressure system.

The electrically adjustable down pressure system provides optimum operating comfort and minimises set up times.

Easy operation.

The compact, well laid-out touchscreen display can be used to set values, change parameters, and display maintenance instructions and data.

Central operation-cockpit.

All controls are actuated via the centrally located touch-screen display, at the operating switch and at the pressure governor. This removes the need for mechanical setup work.

The operation-cockpit is oscillation-uncoupled. All pneumatic and electronic parts are thus protected against structure-borne oscillation. Your benefits: a longer working life and improved availability of all controls.



Individual block guiding system.

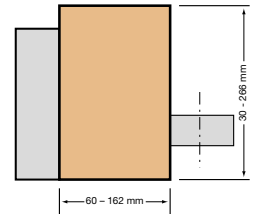
Special applications require individual solutions.

For this WINTERSTEIGER offers individually tailored block guiding systems:

Side and center guide.

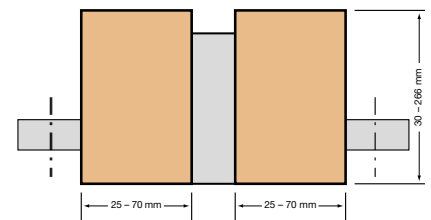
In the **side guide position**, the block is guided along the laterally positioned fence by means of pneumatically controlled pressure rolls.

Block width:	60 to 162 mm
Block height:	30 to 266 mm



In the **center guide position**, two blocks are guided on the left and right hand sides along the centrally positioned fence by means of pneumatically controlled pressure rolls.


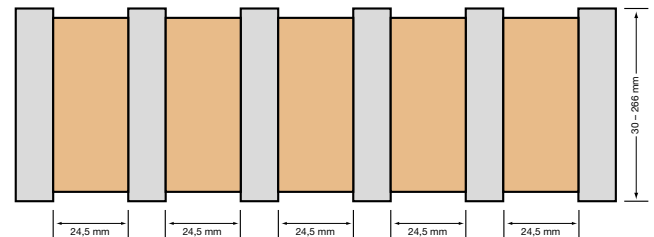
Block width:	2 x 25 to 70 mm
Block height:	30 to 266 mm




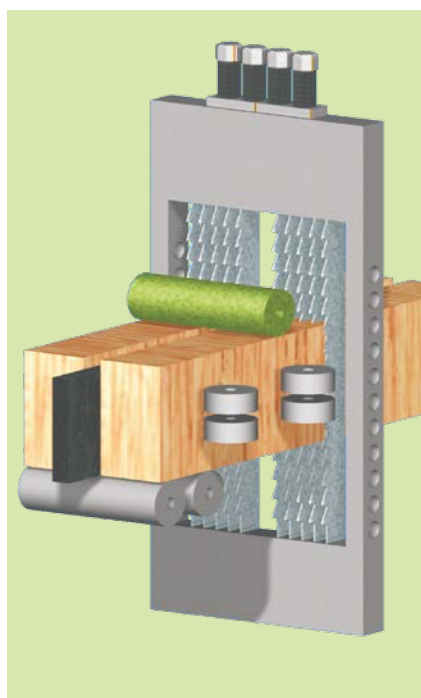
Channel system.

An easily retrofitted system for simultaneous feeding of several blocks.


Channel design:	to customer's requirements
Number of channels:	2 to 5 channels
Block height:	30 to 266 mm



- No jamming of blocks due to the tapered construction of the block inlet (even pre-planed goods generate stresses!)
- Specially machined guide rails guarantee accurate linear guidance of the blocks immediately before the saw begins to cut



We make you a clear offer.
And still leave you the freedom to choose.



Double planer.

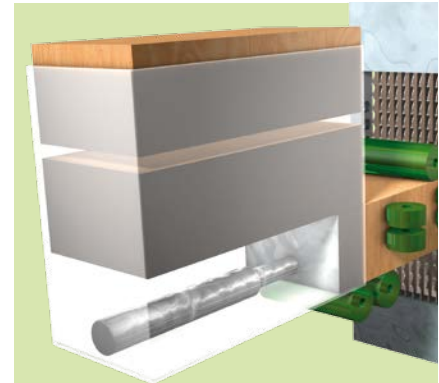
The newly developed double planer is impressively accessible due to the unilateral bearing arrangement of all the components, its compact design and ease of tool change.

Advantages for the user: accurate joining edge for gluing, no transport marks on the top side of the lamellas, perfect parallelism of the lamellas.




Splinter guard.

The built-in splinter guard ensures optimum stabilisation of the underside of the block on exiting the saws.




Magazine.

The magazine guarantees continuous feeding of the wooden blocks. It is possible for one person to operate several machines.



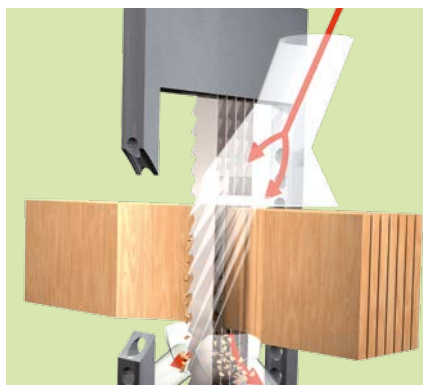
Wet cutting system.

In addition to the air jet and the spraying system, it is possible to remove the fresh heavy sawdust on the lower underside of the saw frame with compressed air.



Spraying system.

Spraying on a biological anti-stick agent prevents resinous sawdust from sticking to the saw blade. The spraying intervals can be set individually depending on the type of wood and the customer's requirements.



Air Jet.

The Air Jet supplies a continuous flow of air directly into the cutting area, cleaning the sawdust out of each saw tooth during the cutting process. This ensures minimum friction and blunting of the saw teeth which means in turn that the saw blades do not heat up. Advantages for the user: longer saw blade lifetimes, a largely dust-free lamella and the ability to cut difficult wood species containing silica or other irregular grown contents.



DSG Notum

Figures. Data. Facts.

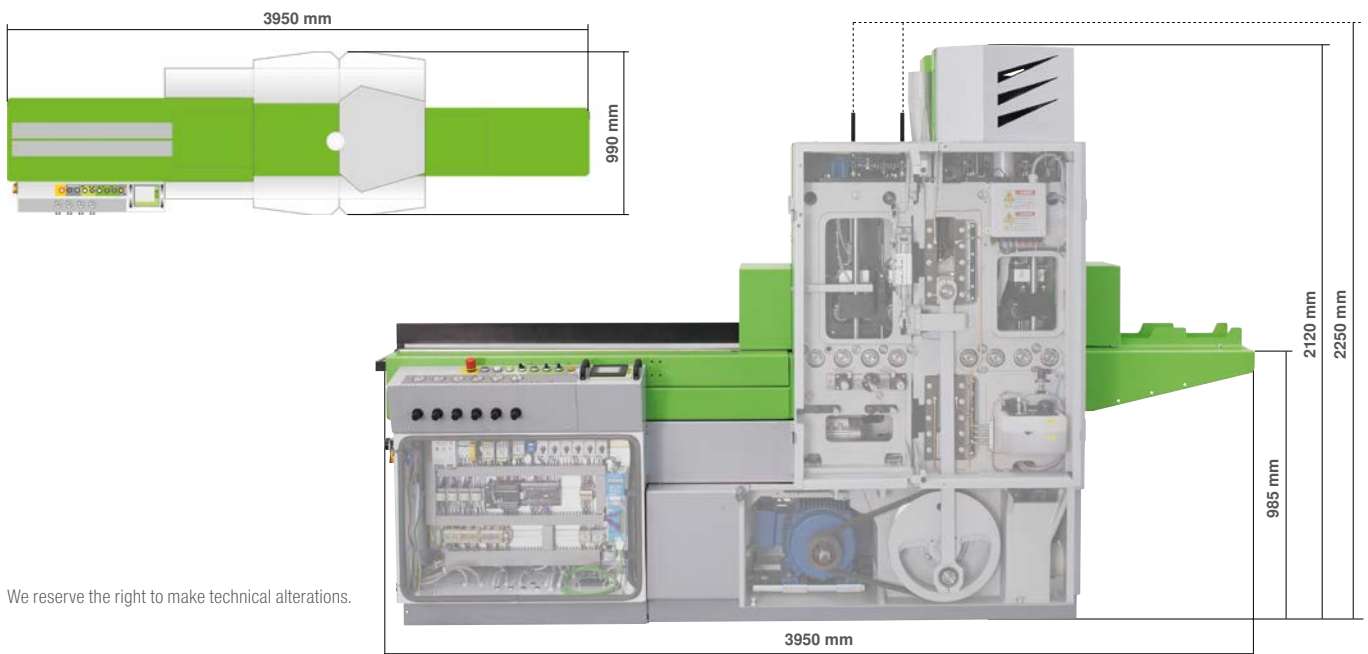
Technical specifications

Connection voltage	400 – 415 VAC / 50 Hz * 3 x 220 V 60 Hz 3 x 480 V 60 Hz 3 x 575 V 60 Hz
Main drive	11 kW (15 HP)
Feed speed (depending on type of wood and block dimensions)	0.1 to 1.7 m/min (0.3 – 5.6 ft/min)
Stroke of frame	210 mm (8.27")
Number of strokes	450 strokes/min
Cutting height (infinitely adjustable)	30 to 266 mm (1.18" – 10½")
Cutting width side guide	60 to 162 mm (2.36" – 6.38")
Cutting width center guide	2 x 25 to 70 mm (2 x 0.98" – 2.76")
Number of channels (block width variable)	2 to 5 channels
Block length	Min. 300 mm (min. 1 ft)
Block height difference / Centre guide	Max. +/- 0.5 mm (0.02")
Lamella thickness (depending on type of wood and block dimensions)	> 1.5 mm (0.06")
Cutting precision up to 120 mm cutting height	Approx. +/- 0.1 mm (+/- 0.00394")
Cutting precision over 120 mm cutting height	Approx. +/- 0.2 mm (+/- 0.00787")
Cutting kerf	From 0.9 mm
Number of saw blades (excluding use of scraper saws)	Max. 30
Saw blade lifetime	Up to 60 h
Suction tubes	3 x 120 mm (3 x 4.72")
Suction performance per connection	30 m/s, 1300 m³/h
Compressed air	6 bar (87 psi)

* Other power connection voltage on request.

Dimensions

Length	3590 mm (11.78 ft)
Width	990 mm (3¼ ft)
Height	Max. 2250 mm (max. 7.38 ft)
Machine transport height	Ca. 2120 mm (ca. 6.96 ft)
Weight (incl. double planer)	Ca. 2200 kg / 2800 kg (4850 lbs / 6173 lbs)



We reserve the right to make technical alterations.

Technologies are only as good as the tools used for implementing them.



WINTERSTEIGER Saw GmbH, D-Arnstadt

For this reason, our know-how as innovative machine and saw blade manufacturers in qualitative thin-cutting has been valued by a professional international clientele for over 30 years.

At the same time, the availability and cutting life span of the tools plays an important role too. Optimum tool reconditioning results in a major competitive edge. WINTERSTEIGER provides its customers with the security of always having superbly conditioned tools on hand.



Thin-cutting saw blades.

Thin-cutting saw blades achieve a high level of cutting accuracy due to the tooth geometry with its precise radial and tangential clearance angles.

Scraper saws.

Scraper saws process the outer lamella of every block. This ensures that every lamella has the correct thickness and the outer lamella can be processed further without subsequent calibration. Both stellite and carbide materials are available, depending on the application.

Thin-cutting saw blades and scraper saws by WINTERSTEIGER are convincing in every respect:

Optimum solution.

- 30 years of know-how with all types of wood and references from all over the world
- Broad product range with different base materials, tooth pitches and kerfs
- Customer-oriented saw development
- Tools to match customer-specific block dimensions


Maximum efficiency.

- Immediate further processing of the lamella without subsequent calibration
- Kerfs from 0.7 mm
- Clean lamella surface
- Maximum lamella precision
- Optimum quality of the outer lamella using scraper saw

Reliable partner.

- Machine and tool manufacturer everything under one roof
- Reliable supplier with maximum quality and adequate capacity
- Saw management with comprehensive saw service
- High level of customer satisfaction

Thin-cutting saw blades and thin-cutting frame saws by WINTERSTEIGER are optimally matched to each other. Please request the full catalogue for a detailed description of our saw blades.



DSG Sonic
Innovation is modernisation.
With the DSG Sonic you will be two steps ahead.

Future-oriented success strategies originate in the minds of people whose passion is to achieve something which is above average. Only in this way is it possible to produce developments which anticipate not just tomorrow but the day after tomorrow. The DSG Sonic does this in the field of thin-cutting technology.

Sophisticated and put into practice by a team of users, technicians and designers, the DSG Sonic represents absolutely outstanding achievements in the production of high-quality lamellas for:

- Engineered floors
- Multi-layer boards
- Doors
- Windows
- Furniture
- Pencil boards
- Musical instruments and much more



Your benefits summed up:

High precision

- Tolerance-free saw guiding
- Symmetrically constructed saw frame
- High-quality sawing technology


30 % – 80 % increased performance

- Revolutionary drive concept
- Servo-controlled precision feed
- Increased drive performance with 550 strokes per minute

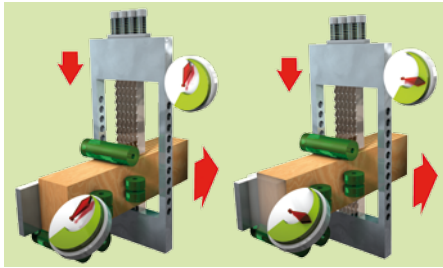
Outstanding design

- Ergonomically designed machine
- Optimum accessibility
- Easy operation

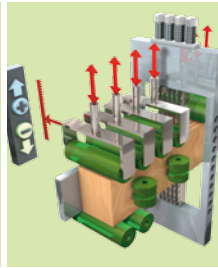
Product features at a glance.



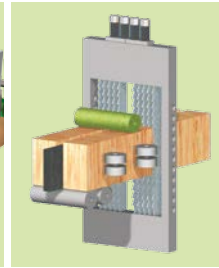
Magazine




Servo-controlled precision feed




Electrical down pressure system




Center guide



Side guide




Channel system



Splinter guard




Air jet



Spraying system



Wet cutting system

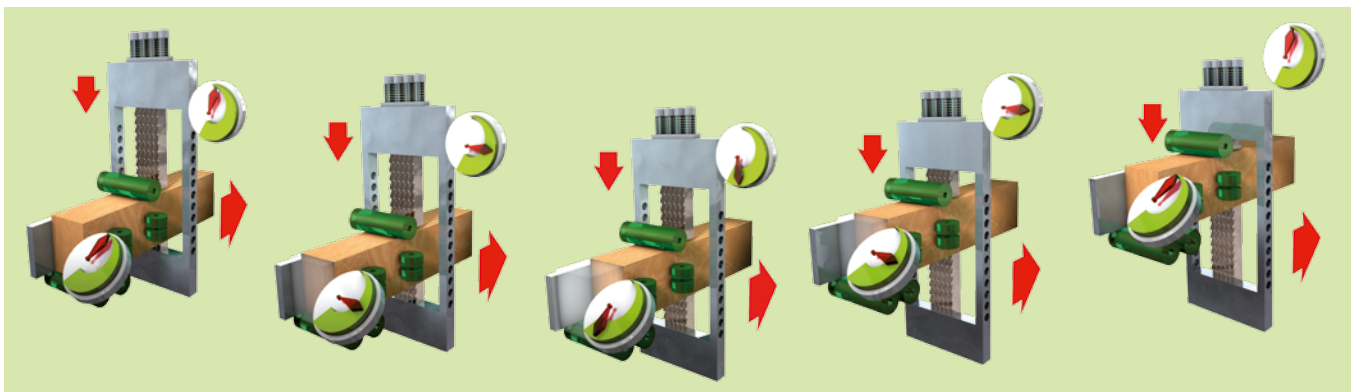


Double planer

How does one exceed high expectations?

By being able to offer benefits in large-scale production.


Every investment must be given due consideration. Economic criteria are the deciding factors. Even the basic version of the DSG Sonic incorporates an incredible variety of product features as standard. They guarantee you greater precision, higher output and enhanced ergonomics.



Servo-controlled precision feed.

The feed rollers are driven by an electronically controlled servo feed in the machine's infeed and outfeed. This creates a perfect ratio between the speed of the saw and the feed rate. A precise amount of material is removed

per each saw tooth at every point of the saw frame, as the speed of the saw frame is optimally adjusted to the speed of the block. The result is a long lifetime of the saws and smooth surfaces with extremely high accuracy.



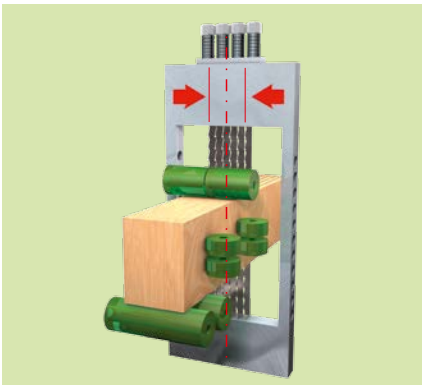


Tolerance-free saw guiding.

Highly precise linear guidance systems guarantee a maximum level of cutting accuracy. Unlike swing frame systems, tolerance-free saw guidance prevents any lateral pressure on the saws. The result: maximum accuracy, longest saw blade lifetimes and the smoothest surfaces. The best qualification for ultra-thin saw blades with kerfs under 1.1 mm.

550 strokes per minute.

In thin-cutting saw technology, the throughput rate (= feed) depends on the number of strokes. The new design of the drive based on shortened connecting rods enables a maximum stroke count of 550 strokes per minute.



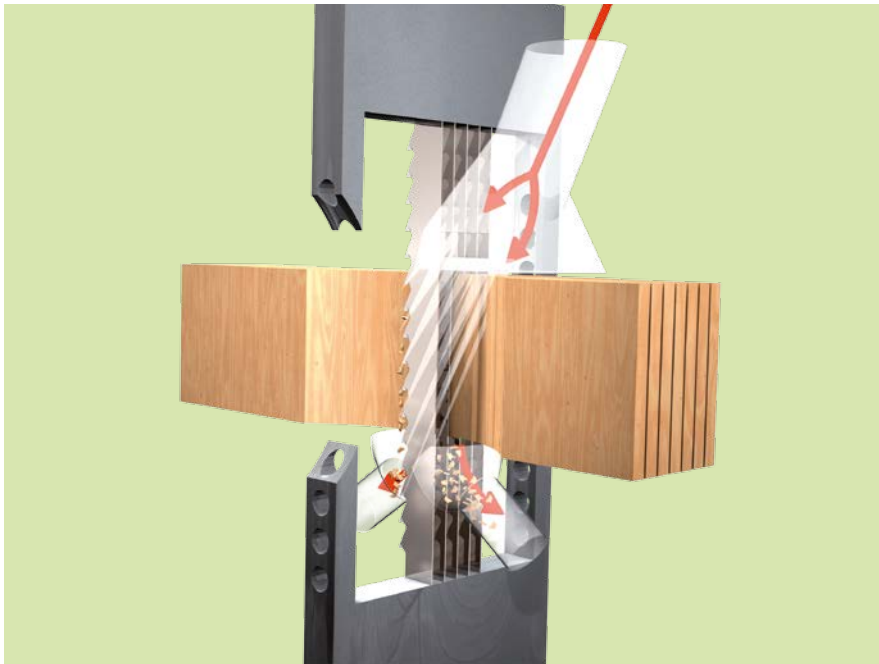
Symmetrically constructed saw frame.

The symmetrically constructed saw frame guarantees continuously even tension on the saw blades. This improves cutting accuracy and increases the lifetime of the saw blades. The system supports easy clamping of the saw frame and rapid replacement of individual saws, or the complete saw package.

Splinter guard.

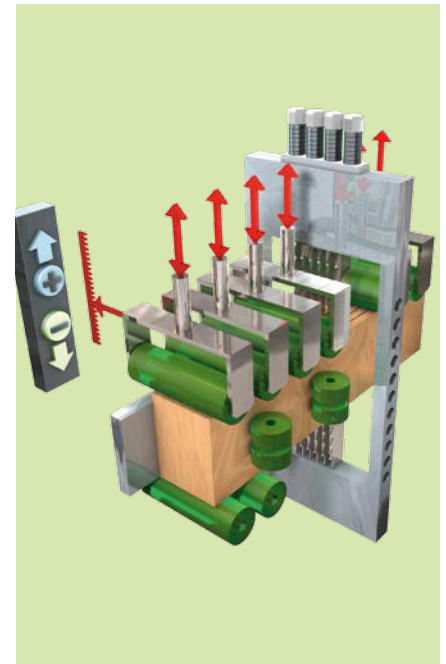
The built-in splinter guard ensures optimum stabilisation of the underside of the block on exiting the saws.

**At WINTERSTEIGER
innovations are always
geared towards individual
customer benefits.**



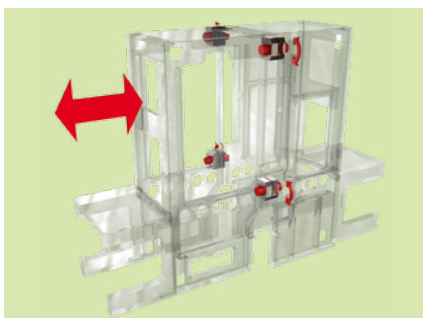
Air Jet.

The Air Jet supplies a continuous flow of air directly into the cutting area, cleaning the sawdust out of each saw tooth during the cutting process. This ensures minimum friction and blunting of the saw teeth which means in turn that the saw blades do not heat up. Advantages for the user: longer saw blade lifetimes, a largely dust-free lamella and the ability to cut difficult wood species containing silica or other irregular grown contents.



Electrical down pressure system.

The electrically adjustable down pressure system provides optimum operating comfort and minimises set up times. A special feature: fully automated adjustment to different block heights.



Open machine construction.

A sturdy quadruple locking mechanism was developed for optimum accessibility. This ensures permanent stability of the machine under the highest stress.



Ergonomically designed machine.

The innovative design and construction ensures optimum accessibility of all machine components. Minimum time required for setting up, tool change and maintenance also increase performance of the machine.



Easy operation.

The compact, well laid-out display can be used to change parameters, recall data and adjust values, and display maintenance instructions.

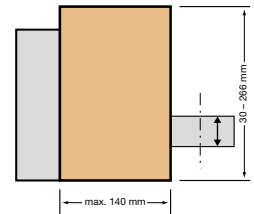
Individual block guiding system

The basic machine includes a block guidance system individually tailored to the customer.
The following block guidance systems may be used as options:

Side and center guide.

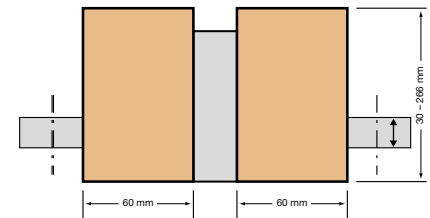
In the **side guide** position, the block is guided along the laterally positioned fence by means of pneumatically controlled pressure rollers.

Block width:	max. 140 mm
Block height:	30 to 266 mm



In the **center guide** position, two blocks are guided on the left and right hand sides along the centrally positioned fence by means of pneumatically controlled pressure rollers.


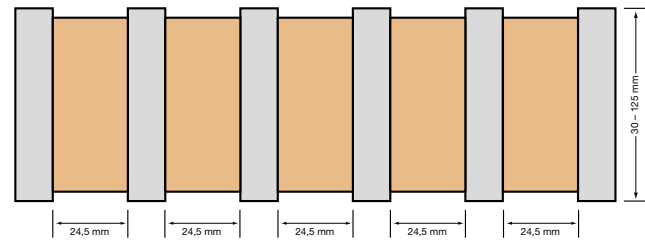
Block width:	max. 2 x 60 mm
Block height:	30 to 266 mm



Channel system.

An easily retrofitted system for simultaneous feeding of several blocks.

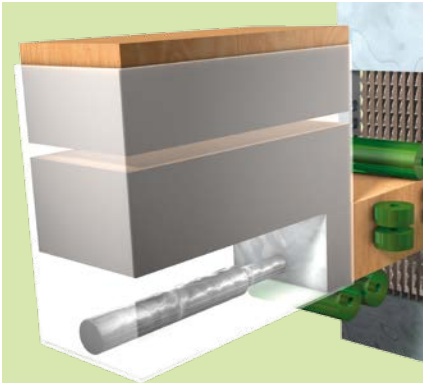
Channel design:	to customer's requirements
Number of channels:	2 to 4 channels, up to a block height of 266 mm 2 to 5 channels, up to a block height of 125 mm
Block height:	30 to 266 mm



- No jamming of blocks due to the tapered construction of the block inlet (even pre-planed goods generate stresses!)
- Specially machined guide rails guarantee accurate linear guidance of the blocks immediately before the saw begins to cut.


We make you a clear offer.
And still leave you the freedom to choose.

The quality of an offer lies not only in its clearly redeemable value promise. Its quality also increases with the opportunity to choose, for example, between options which further improve the result depending on individual needs.



Magazine.

The magazine guarantees continuous feeding of the wooden blocks. It is possible for one person to operate several machines.




Spraying system.

Spraying on a biological anti-stick agent prevents resinous sawdust from sticking to the saw blade. The spraying intervals can be set individually depending on the type of wood and the customer's requirements.



Wet cutting system.


In addition to the air jet and the spraying system, it is possible to remove the fresh heavy sawdust on the lower underside of the saw frame with compressed air.



Double planer.

The newly developed double planer is impressively accessible due to the unilateral bearing arrangement of all the components, its compact design and ease of tool change.

Advantages for the user: accurate joining edge for gluing, no transport marks on the top side of the lamellas, perfect parallelism of the lamellas.



DSG Sonic

Figures. Data. Facts.

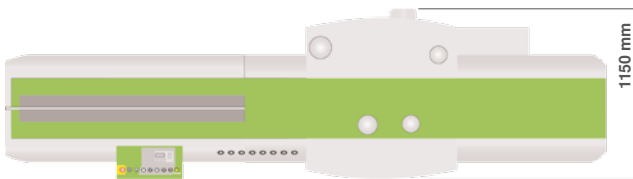
Technical specifications

Connection voltage	400 – 415 VAC / 50 Hz * 3 x 220 V 60 Hz 3 x 480 V 60 Hz 3 x 575 V 60 Hz
Main drive	15 kW (20.5 HP)
Feed speed (depending on type of wood and block dimensions)	0.3 to 1.7 m/min (1 to 6 ft/min)
Stroke of frame	210 mm (8¼")
Number of strokes	550 strokes/min
Cutting height (electrical adjustable)	30 to 266 mm (1¼ to 10.5")
Cutting width side guide	To 140 mm (5½")
Cutting width center guide	2 x to 60 mm (2 x to 2½")
Number of channels (block width variable)	2 to 5 channels
Block length	From 185 mm (7¼")
Block height difference / Center guide	Max. +/- 0.5 mm (0.02")
Lamella thickness (depending on type of wood and block dimensions)	> 1.5 mm (0.060")
Cutting precision up to 120 mm cutting height	Approx. +/- 0.1 mm (0.004")
Cutting precision over 120 mm cutting height	Approx. +/- 0.2 mm (0.008")
Cutting kerf	From 0.7 mm (0.027")
Number of saw blades	Max. 35
Saw blade lifetime	Up to 80 hours
Suction tubes	1 x 150 (6") / 1 x 120 mm (5")
Suction performance per connection	30 m/s, 1300 m³/h (770 cfm)
Compressed air	Min. 6 bar, 87 psi


* Other power connection voltage on request.

Dimensions

Length	4050 mm (160")
Width	1150 mm (45")
Height	Max. 2500 mm (100")
Machine transport height	Approx. 2300 mm (90")
Weight (inc. double planer)	Approx. 3000 kg (3500 kg), 6600 lbs (7700 lbs)



We reserve the right to make technical alterations.





DSG 200

It is a sign of greatness when one achieves more than one needs to.

It is easy to see the difference between products with a short life cycle and those which remain on the market successfully for a long time. The difference lies in the quality of the product characteristics which also explains the DSG 200's huge success. On one hand, it maintains its exceptionally good market position due to its performance and numerous other product features, and on the other it embodies the passion, expertise and experience of its inventors and developers which have made it into an extraordinarily successful machine.

In use throughout the world, the DSG 200 performs to convincingly high standards in its production of high-quality lamellas (sawn veneers) for:

- Engineered floors
- Engineered doors
- Multilayer boards
- Panels

Its potential in industrial use hinges on its astonishing capacities of up to 1400 m² per shift.



Your benefits summed up:

Unique applications

- Up to 9 blocks per pass
- Cutting height up to 400 mm


Enormous capacities

- Up to 50 saw blades per saw frame
- Heavy-duty 22 kW main drive
- Servo-controlled precision feed

Extreme reliability

- 5000 kg cast construction
- Solid quadruple locking mechanism
- Maximum loading capacity for extreme requirements

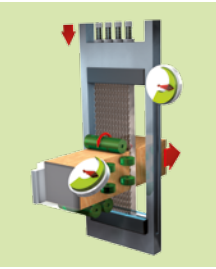
Product features at a glance.



Magazine




Servo-controlled precision feed




Center guide with divided
down pressure rollers




Side guide




Channel system with
6 channels



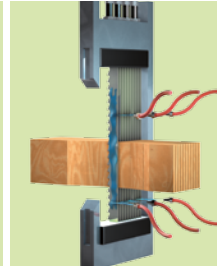
Channel system with
9 channels




Adjustable splinter guard



Air Jet



Spraying system



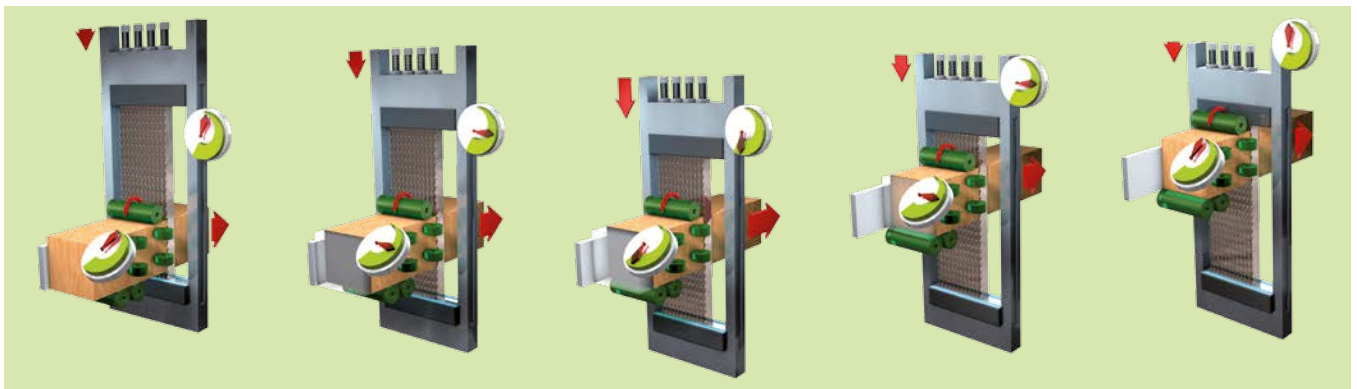
Wet cutting system



Double planer

How does one exceed high expectations?
By being able to offer benefits in large-scale production.

Every investment must be given due consideration. Economic criteria are the deciding factors. Even the basic version of the DSG 200 incorporates an incredible variety of product features as standard. They guarantee you greater precision, higher output and enhanced ergonomics.



Servo-controlled precision feed.

The feed rollers are driven by an electronically controlled servo feed in the machine's infeed and outfeed. This creates a perfect ratio between the speed of the saw and the feed rate. A precise amount of material is removed

per each saw tooth at every point of the saw frame, as the speed of the saw frame is optimally adjusted to the speed of the block. The result is a long lifetime of the saws and smooth surfaces with extremely high accuracy.




Up to 400 mm cutting height.

New cutting requirements for extra wide lamellas in the manufacturing of wide plank flooring and panels demand for an expansion in thin-cutting technology. As a result of WINTERSTEIGERs constant innovations, the extended version DSG 200/400 has been developed for cutting requirements up to 400 mm in height. With a cutting kerf of 1.4 mm lamellas up to 400 mm wide are produced with the precision WINTERSTEIGER is known for.



Up to 9 blocks per pass.

A simultaneous cutting of up to 9 blocks guarantees maximum capacity even when manufacturing narrow lamellas. The ready-to-glue surface quality of the high-precise lamellas enables immediate further processing without the need for additional calibrating. Minimum cutting kerfs from 0.9 mm ensure 20 % more yield.



5000 kg cast construction.

The DSG 200 thin-cutting frame saw is also impressive due to its totally smooth running behavior: a result of the professional craftsmanship and the sturdy construction. The thick-walled cast construction has a dampening effect on the reciprocating frame's oscillations, keeps the DSG 200 steady and guarantees enduring precision.

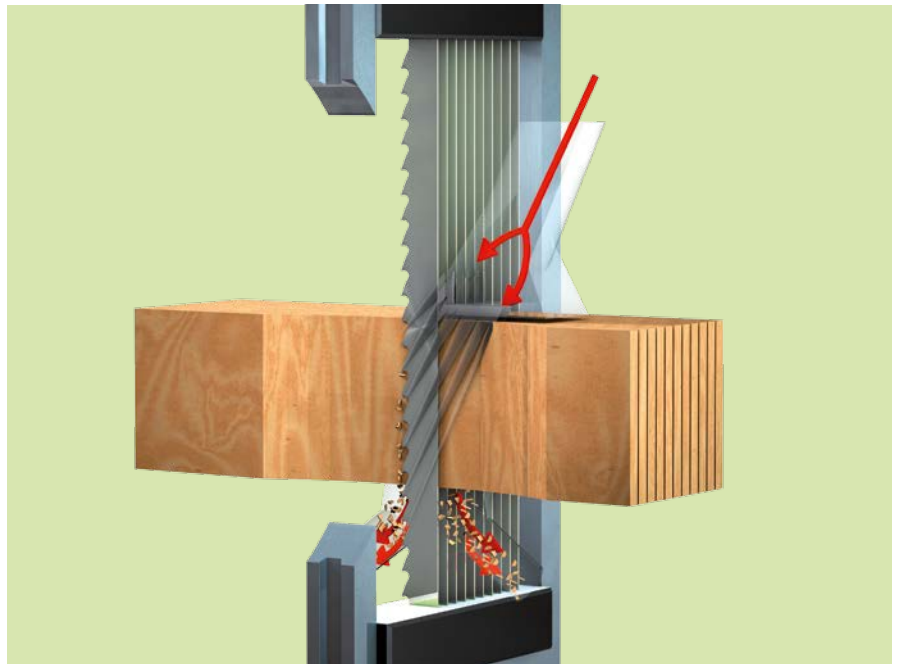


Up to 50 saw blades per saw frame.

A saw frame specially designed of high-quality materials enables to absorb extreme forces. Up to 50 saw blades with the required tension can be used under continuous load, in each case according to the sawing dimension. Due to the huge number of saw blades, a convenient system has been developed to enable fast and easy replacement of individual saws or of the entire saw blade package.


Heavy-duty 22 kW main drive.

A heavy-duty 22 kW high-quality motor is used for the main drive to cope with the extreme requirements of the DSG 200.



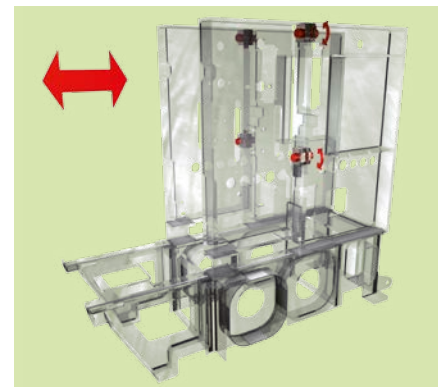
Air Jet.

The Air Jet supplies a continuous flow of air directly into the cutting area, cleaning the sawdust out of each saw tooth during the cutting process. This ensures minimum friction and blunting of the saw teeth which means in turn that the saw blades do not heat up. Advantages for the user: longer saw blade lifetimes, a largely dust-free lamella and the ability to cut difficult wood species containing silica or other irregular grown contents.



Maximum loading capacity under extreme requirements.

The innovative design and construction ensure maximum loading capacity of all the machine's components and allow optimum accessibility. These features along with the minimum amount of time required for daily set up, tooling and maintenance make the machine readily available even under maximum requirements.



Sturdy quadruple locking mechanism for separable machine construction.


A sturdy quadruple locking mechanism was developed for optimum accessibility. This ensures permanent stability of the machine even under the highest stress.



An advantage is only a benefit if the customer can profit from it individually. Therefore WINTERSTEIGER develops every innovation with precisely this aim in mind.

Comfortable, easy operation.

The compact, well laid-out display can be used to change parameters, recall data and adjust values, and display maintenance instructions.



Adjustable splinter guard.

The adjustable splinter guard ensures optimum stabilisation of the underside of the block on exiting the saws. In addition the splinter guard can be re-adjusted up to 30 times during operation – the perfect system for optimum care of the lamella edge.

Individual block guiding system.

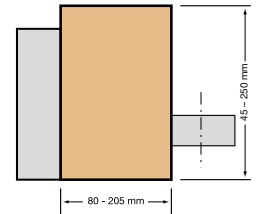
Special applications require individual solutions.

For this WINTERSTEIGER offers individually tailored block guiding systems:

Side and center guide.

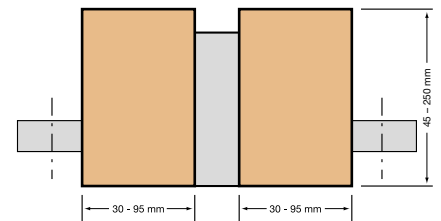
In the **side guide** position, the block is guided along the laterally positioned fence by means of pneumatically controlled pressure rolls.

Block width:	80 to 205 mm
Block height:	45 to 250 mm (140 to 400 mm for DSG 200/400)



In the **center guide** position, two blocks are guided on the left and right hand sides along the centrally positioned fence by means of pneumatically controlled pressure rolls.

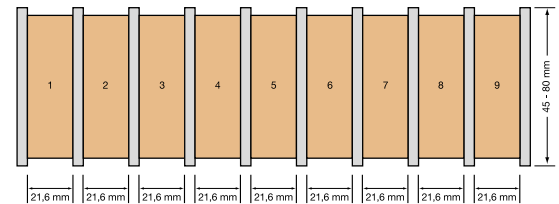
Block width:	2 x 30 to 95 mm
Block height:	45 to 250 mm (140 to 400 mm for DSG 200/400)



Channel system.

An easily retrofitted system for simultaneous feeding of several blocks.


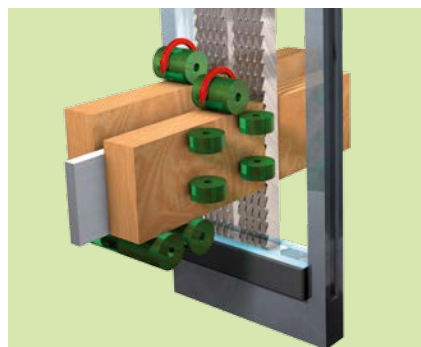
Channel design:	To customer's requirements
Number of channels:	Up to 6 channels for block height up to 400 mm Up to 9 channels for block height up to 80 mm



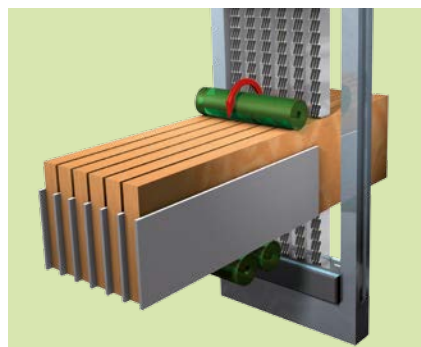
Different block heights.

Divided down pressure rollers allow different block heights to be cut at the same time and are driven on the infeed side.

- No jamming of blocks due to the tapered construction of the block inlet (even pre-planed goods generate stresses!)
- Specially machined guide rails guarantee accurate linear guidance of the blocks immediately before the saw begins to cut.



Channel system with 9 channels



Channel system with 6 channels



Channel system with 4 channels

We make you a clear offer. And still leave you the freedom to choose.

The quality of an offer lies not only in its clearly redeemable value promise. Its quality also increases with the opportunity to choose, for example, between options which further improve the result depending on individual needs.

Magazine.

The magazine guarantees continuous feeding of the wooden blocks. It is possible for one person to operate several machines.

Standard magazine:

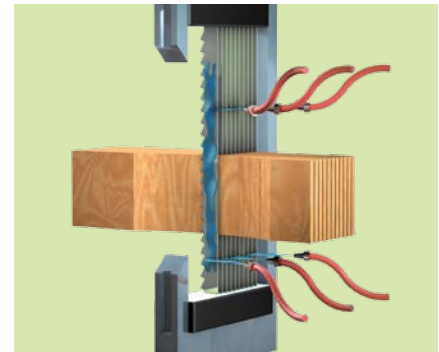
For block lengths up to 900 mm. A magazine extension is available for lengths up to 3000 mm.

Accumulation conveyor:

Special feeding solutions for random block lengths are available upon request.


Double planer.

Attached onto the outfeed side of the machine, the double planer guarantees parallel edges with a 90° angle to the surface. In addition it removes minor tears on the bottom side of the lamella as well as possible indentations on the top side of the lamella. Advantages for the user: accurate joining edge for gluing, no transport marks on the top side of the lamellas, perfect parallelism of the lamellas.



Spraying system.

Spraying on a biological anti-stick agent prevents resinous sawdust from sticking to the saw blade. The spraying intervals can be set individually depending on the type of wood and the customer's requirements.



Wet cutting system.

In addition to the air jet and the spraying system, it is possible to remove the fresh heavy sawdust on the lower bottom side of the saw frame with compressed air.

DSG 200

Figures. Data. Facts.


Technical specifications

	DSG 200	DSG 200/400 Extra cutting height
Connection voltage	400 – 415 VAC / 50 Hz * 3 x 220 V 60 Hz 3 x 480 V 60 Hz 3 x 575 V 60 Hz	400 – 415 VAC / 50 Hz * 3 x 220 V 60 Hz 3 x 480 V 60 Hz 3 x 575 V 60 Hz
Main drive	22 kW (30 HP)	22 kW (30 HP)
Feed speed (depending on type of wood and block dimensions)	0.2 to 2.0 m/min (¾ to 6.56 ft/min)	0.2 to 2.0 m/min (¾ to 6.56 ft/min)
Stroke of frame	210 mm (8¼")	210 mm (8¼")
Number of strokes	450 strokes/min	400 strokes/min
Cutting height of channel system, flexible adjustable	45 to 250 mm (1¾ to 9.84")	140 to 400 mm (5½ to 15¾")
Cutting width side guide	80 to 205 mm (3.15 to 8")	80 to 165 mm (3.15 to 6½")
Cutting width centre guide	2 x 30 to 95 mm (2 x 1.18 to 3¾")	2 x 30 to 75 mm (2 x 1¼ to 3")
Number of channels (block width variable)	2 to 9 channels	1 to 4 channels
Block length	From 250 mm (9.84")	From 500 mm (19.7")
Block height difference / Centre guide	Flexible adjustable	Flexible adjustable
Lamella thickness (depending on type of wood and block dimensions)	> 1.5 mm (0.060")	> 3 mm (0.120")
Cutting precision up to 120 mm cutting height	Approx +/- 0.1 mm (0.004")	-
Cutting precision over 120 mm cutting height	Approx +/- 0.2 mm (0.008")	Approx +/- 0.2 mm (0.008")
Cutting precision over 250 mm cutting height	-	Approx. +/- 0.3 mm (0.011")
Cutting kerf	From 0.9 mm (0.035")	From 1.1 mm (0.043")
Number of saw blades	Max. 50	Max. 32
Saw blade lifetime	Up to 60 h	Up to 60 h
Suction tubes (double planer)	3 x 140 (1 x 120 mm), 3 x 5½" (1 x 5")	3 x 140 mm (5½")
Suction performance per connection	30 m/s, 5100 m³/h (3000 cfm)	30 m/s, 5100 m³/h (3000 cfm)
Compressed air	Min. 6 bar (87 psi)	Min. 6 bar (87 psi)

* Other power connection voltage on request.

Dimensions

	DSG 200	DSG 200/400 Extra cutting height
Length (incl. double planer)	4400 mm (5050 mm), 173" (200")	4400 mm (173")
Width	1230 mm (48")	1230 mm (48")
Height	Approx. 2600 mm (102")	Approx. 2715 mm (107")
Machine transport height	Max. 2100 mm (83")	Max. 2200 mm (87")
Weight	Approx. 5000 kg (11000 lbs)	Approx. 5200 kg (11500 lbs)



We reserve the right to make technical alterations.

Technology comparison based on the example of top layer production for multilayer parquet.

Parameters:

Lamella thickness 2 to 5 mm

Lamella width 200 to 250 mm

Blocks kiln dried, S4S

Thin-cutting frame saw

Surface quality of the lamella

Thickness tolerance: approx. +/- 0.2 mm

No burning marks

Ready-to-glue surface without any further calibrating

Excellent surface quality

Cutting kerf

Minimal cutting kerf: approx. 1.1 mm

5 lamellas per block

Cutting loss / Wood yield from 1 m³

Cutting loss: 30 %



+ 20 % wood yield

Alternative technologies

Surface quality of the lamella

Thickness tolerance: approx. +/- 0.3 mm

Burning marks on the lamella

Calibration of the lamella necessary


Cutting kerf

Cutting kerf: approx. 1.4 – 1.8 mm

4 lamellas per block

Cutting loss / Wood yield from 1 m³

Cutting loss: 50 %



WINTERSTEIGER After Sales Service. Support starts where delivery ends.

The best time for assessing the quality of an investment is in the many years after its delivery. Therefore WINTERSTEIGER has established a global after sales service.

Installation and training.

WINTERSTEIGER ensures both with its experts world-wide and of course on site.

Support.

We provide continuous support to quickly optimize the profitability of the machine for our customers.

Proactive maintenance.

Maintenance and preventive active replacement of pre-defined wear parts at firmly defined times (e.g. during company holidays) which also helps to keep maintenance and repair costs to a minimum.

Contracts for consumables and saw blades.

These agreements enable us to plan our annual requirements in advance and save costs which of course we pass on immediately to our customers.

Other benefits:

- Just-in-time delivery of saw blades
- Availability at short notice
- Warehousing of saw blades by WINTERSTEIGER

Helpdesk on call service.

This service underlines our high level, global service commitment to our partners and ensures first-class support even outside our normal business hours.



The seed of our success lies in the soil
which nature prepares for us.



WINTERSTEIGER Woodtech.

The value of wood increases with the level of its finish.

Wood as a sustainable and growing resource with all its brilliant properties is being rediscovered more intensively than ever before. Thin-cutting in particular is proving to be one of the key technologies in the processing of wood. WINTERSTEIGER already has over 30 years of know-how in this segment and has been a market leader for many years.


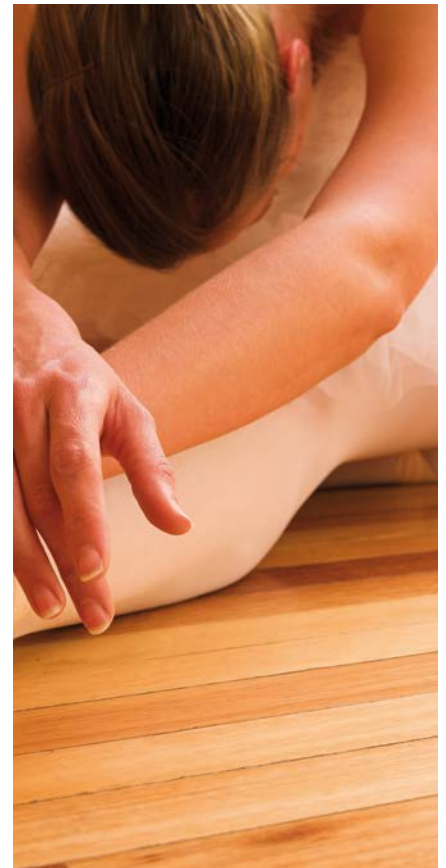

Sales of more than 1500 thin-cutting frame saws underline WINTERSTEIGER's global market leadership which is based on a philosophy that is transparent and pursued consistently: To create clear added values for the future by being receptive to innovation whilst offering high-performance and excellent operating reliability.

WINTERSTEIGER's technology offers absolutely perfect conditions for the production of products like

- Engineered floors
- Multi-layer boards
- Doors
- Windows
- Furniture
- Pencil boards
- Musical instruments and many more

Conceived and put into practice by a team of users, technicians and designers, the entire product range of thin-cutting frame saws to the technology for gluing and pressing excels with a wide variety of advantages.

- High precision
- Minimum cutting kerfs
- Ready to glue surfaces
- Further processing of lamellas without additional work stages



WINTERSTEIGER. A Global Player.

WINTERSTEIGER AG is an international machinery and plant engineering group. Founded in 1953, it has gradually established itself as a leading provider of innovative solutions for customers in technically sophisticated niche markets. The business fields of the company consist of:

■ SEEDMECH

- Turnkey solutions for plant breeding and research

■ SPORTS

- One-stop supplier for ski and snowboard rental and servicing
- Systems for hygienic drying of sports goods and work clothes
- Fit-optimizing solutions and individual sports shoe adjustments

■ WOODTECH

- Process solutions for precision thin-cutting, wood repairs and cosmetics
- Saw blades for wood and food

■ METALS

- Levelling technology machines and systems

■ AUTOMATION

- Plants and automation solutions for industrial manufacturing companies



Headquarters at Ried im Innkreis, Upper Austria

Success begins with the right decisions.
At the right time. We look forward to you!



WINTERSTEIGER
Thin-cutting & Repair

Headquarters:

Austria: WINTERSTEIGER AG, 4910 Ried, Austria,
Dimmelstrasse 9, Tel.: +43 7752 919-0, Fax: +43 7752 919-58,
woodtech@wintersteiger.at

International Companies:

China: WINTERSTEIGER China Co. Ltd., Room 902, Building 5
Lippo Plaza, No. 8 Ronghua Middle Road, Economic and Technical
Development Zone, 100176 Beijing, Tel.: +86 10 5327 1280,
Fax: +86 10 5327 1270, office@wintersteiger.com.cn

France: SKID WINTERSTEIGER S.A.S.,
93 Avenue de la Paix, 41700 Contres, Tel.: +33 254 790 633,
Fax: +33 254 790 744, alphonse.pascal@wintersteiger.com

Russia CIS: OOO WINTERSTEIGER, 117218 Moscow,
Krzhizhanovsky str. 14, build. 3, Tel.: +7 495 645 8491,
Fax: +7 495 645 8492, office@wintersteiger.ru

South America: WINTERSTEIGER South América Comercio de
Maquinas Ltda., Rua dos Cisnes 348, CEP: 88137-300, Palhoça,
SC – Brazil, Tel./Fax: +55 48 3344 1135,
office@wintersteiger.com.br

Southeast Asia, Australia, New Zealand: WINTERSTEIGER SEA
Pte. Ltd., Singapore 569084, 2 Ang Mo Kio Street 64 #05-03A,
Tel.: +65 6363 3384, Fax: +65 6363 3378,
office@wintersteiger.com.sg

USA, Canada: WINTERSTEIGER Inc.,
4705 Amelia Earhart Drive, Salt Lake City, UT 84116-2876,
Tel.: +1 801 355 6550, Fax: +1 801 355 6541,
mailbox@wintersteiger.com

Representations:

Albania, Bosnia Herzegovina, Croatia, Finland, Japan, Korea, Kosovo, Macedonia, Montenegro, Poland, Portugal, Serbia, Slovenia, Spain, Sweden, Taiwan, Turkey.
Contact details for our representatives are available on www.wintersteiger.com/woodtech.