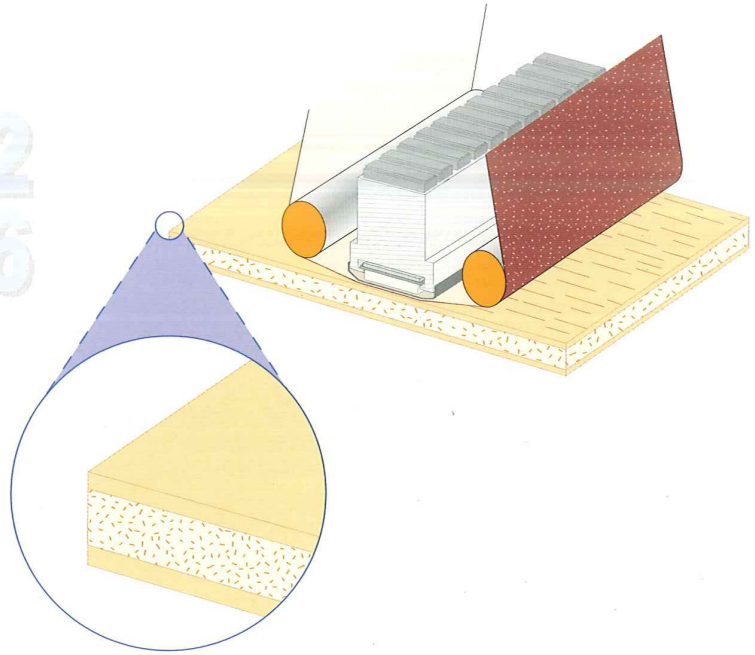


Pad working units

T1
TP32 - TP232
TP16 - TP216



TP32 electronic controlled
TP16 sectioned PAD unit




Pad working units

This is the classic sanding unit for finishing the surface, as they are able to compensate thickness and planarity differences of the panels

In this unit the sanding belt is pressed down to the panel surface by a number of contact elements at variable intensity of pressure.


The wide surface of contact of the pad unit gives a flat look to the panel surface.

For an ideal protection of edges and corners of panels we recommend the sectioned pads with electronic control of the timing of intervention and of the pressures of utilization.





TP32

- pitch of sections 32 mm
- n° 42 sections with a working width of 1350 mm
- n° 52 sections with a working width of 1650 mm



TP16

- pitch of sections 16 mm
- n° 84 sections with a working width of 1350 mm
- n° 104 sections with a working width of 1650 mm



Quick - easy change of graphite cloth and inspection of the felt-rubber and the steel blade inserts