

Straight Line Rip Saw

*POWER, STABILITY
AND UNCOMPROMISING
PRECISION*



CE

HR-303S

HOLYTEK's new Straight Line Rip Saws are designed to facilitate higher production capability on wood that needs wide ripping, edging of sides, or cutting for glue-joints. Our quality features guarantee high-precision ripping operations, with the power to take on your toughest jobs.. The new saw comes with more functions, such as, variable feeding speed, mechanical digital readout for pressure rollers, precise gear guide fence and side safety guard bottom kickback for maximum operational safety.

HOLYTEK

HOLYTEK *New Precision Type*


HEAVY DUTY STRAIGHT LINE RIP SAW

FEATURES:

- Base is ruggedly fabricated to provide a solid foundation and vibration free cutting.
- End table swings downward and prevents short workpieces and thin edgings from sliding.
- Double anti-kickback fingers provide maximum operator safety.
- The sawblade is easily accessed for replacement.
- Control panel located within easy reach position for operation convenience.
- Chain blocks are linked by hardened steel pins.
- The automatic lubricator provides the correct amount of oil to lubricate the track sideways.
- This machine produces accurate edge for high accuracy glue joint.
- 400mm capacity from blade to arm.
- Powerful 10HP motor drive.



HR-303S



PRECISION SAW ARBOR ASSEMBLY

- The saw arbor assembly is precision and ruggedly constructed to ensure precision cutting and no vibration.
- Pressure roller and saw arbor assembly are conveniently raised and lowered by separate handwheel.




DOUBLE ANTI-KICKBACK FINGERS

Double anti-kickback fingers provide maximum operator safety.



CENTRALIZED CONTROL PANEL

All of machine motion controls are centralized on a control panel for operation convenience. An oil empty warning lamp is provided on the control panel.



CHAIN BLOCK

- Block surface is corrugated machined and hardened to resist wear. (HR-303S belong to new precision type)
- Block firmly grips the stock.
- Feed chain is absolutely aligned with sawblade, permitting for positive feeding of stock.



NEW PRECISION GEAR TYPE MICRO-ADJUSTMENT GUIDE FENCE



MECHANICAL DIGITAL READOUT OF ELEVATION WHEEL FOR PRESSURE ROLLS



AUTOMATIC LUBRICATOR

The automatic lubricator provides the correct amount of oil to lubricate the track sideways, ensuring smooth chain motions at all times.



VARIABLE FEED SPEED DEVICE (OPTIONAL 2HP FEEDING MOTOR)

The device provides wide range of chain feed speed. This permits the machine to cut all types of wood material, soft or hard.



ECONOMIC TYPE VARIABLE FEEDING SPEED UNIT

Variable Feeding Speed Unit (1 HP Feeding Motor)

Mechanical Digital Readout for Elevation Wheel

Stand-type Easy Control Panel

Bottom Kick-back

Precise Gear-type Micro-adjustment Guide Fence

New Precision Type Chain Block System (140 mm. width)

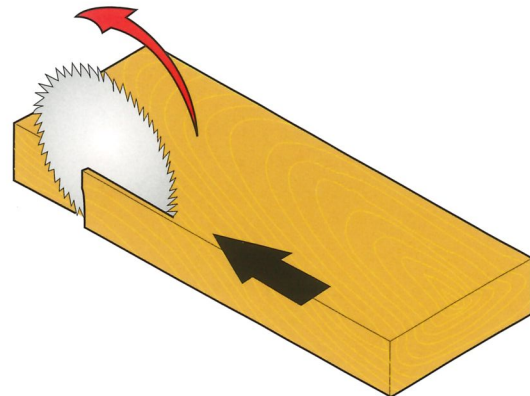
Extra Pressure Roller for Short-Piece (optional)

Side Safety Guard

THE DIFFERENCES BETWEEN THE HR-303 AND THE 303S

MODEL	HR-303	HR-303S
Feeding speed	3 Speed	Variable speed (1HP)
Guide fence	Normal	Precision gear type
Side safety guard	-	Standard
Bottom kickback	-	Standard
With digital readout of elevation wheel for pressure rolls	-	Standard
New precision type of chain block (140mm width)	-	Standard

**THE MOST HIGH-
QUALITY STRAIGHT LINE
RIP SAW FOR EDGE
TRIMMING, RIPPING...**



SPECIFICATIONS

MODEL	HR-303	HR-303S
Maximum working thickness	85 mm	85 mm
Sawblade diameter	Ø200 ~ 303mm	Ø200 ~ 303mm
Distance from blade to arm	400mm	400mm
Table surface area	1310 x 780mm	1310 x 780mm
Feed speed	15/20/25m/min (3 Speed)	15~25m/min (Variable)
Saw arbor diameter	Ø1" (25.4mm)	Ø1" (25.4mm)
Saw arbor motor	10HP	10HP (15HP and auto.star switch is optional)
Feed motor	1HP (2HP and variable speed is optional)	1HP (2HP and variable speed is optional)
Saw arbor speed	4200RPM (60Hz)	4200RPM (60Hz)
Dust exhaust outlet diameter	Ø5"	Ø5"
Width of chain block	130mm	140mm
Net weight	900kgs	950kgs
Gross weight	1050kgs	1100kgs
Machine dimensions (L x W x H)	1400x1020x1338mm	1400x1020x1338mm
Packing dimensions (L x W x H)	1500x1100x1500mm	1500x1100x1500mm

Specifications and design characteristics subject to change without prior notice.

HOLYTEK

HOLYTEK INDUSTRIAL CORP.

9F-I, NO. 400, SEC. I, CHANG PING RD., TAICHUNG, TAIWAN

TEL: 886-4-2245-2818 (REP.) FAX: 886-4-2243-6928

E-mail: holytek@ms13.hinet.net

<http://www.holytek.com.tw>