


AUTO COPY Shaping Machine

AUTOMATION
HIGH QUALITY
EXCELLENT EFFICIENCY



LH-80

The new range of Auto. Copy Shaping M/C coming from HOLYTEK lets your profile edge working ex. table top, chair seat and parts, door panel and handle----etc. more versatile and safe no matter what on outside and inside works.

HOLYTEK

HEAVY-DUTY AUTO COPY SHAPING MACHINE



LH-100-3PS,4PS
LH-80-3PS,4PS
 WITH BELT PROFILE
 SANDING HEAD

There are 2 specific sanding units for sanding the flat & profile furniture and components, such as the table plates, chair legs, table legs, etc. In addition, a router bit can be set-up on our HEAVY-DUTY AUTO COPY SHAPING MACHINE WITH PROFILE SANDER as an optional equipment.

SPECIFICATION

Model	LH-80-3PS	LH-80-4PS	LH-100-3PS	LH-100-4PS
Shaping capacity	10" to 80"	10" to 80"	24" to 100"	24" to 100"
Max. shaping capacity (rectangle)	71.4"x35.7"	71.4"x35.7"	89.2"x44.6"	89.2"x44.6"
Round disc dia.	Ø 62"	Ø 62"	Ø 72"	Ø 72"
Round disc revolving speed (stepless speed)	0.5-3 RPM	0.5-3 RPM	0.5-3 RPM	0.5-3 RPM
Main spindle revolving speed	9000 RPM	9000 RPM	9000 RPM	9000 RPM
Main spindle dia.	Ø30 m/m	Ø30 m/m	Ø30 m/m	Ø30 m/m
Shaping cutter dia.	Ø100 m/m	Ø100 m/m	Ø100 m/m	Ø100 m/m
Driven wheel dia.	Ø100 m/m	Ø100 m/m	Ø100 m/m	Ø100 m/m
Round disc driving power	2HP	2HP	3HP	3HP
Main spindle driving power	10HPx2	10HPx2	10HPx2	10HPx2
Sander power	2HPx1	2HPx2	3HPx1	3HPx2
N.W.	3500 kgs	3600 kgs	3900 kgs	4000 kgs
G.W.	3800 kgs	3900 kgs	4600 kgs	4700 kgs
Machine size (m/m)	2800x2175x1778	2800x2175x1778	4490x2692x1878	4490x2692x1878
Packing size (m/m)	3500x2250x2130	3500x2250x2130	4670x2260x2165	4670x2260x2165

All specifications, dimensions and design characteristics shown in this catalogue are subject to change without notice.



LH-60
LH-80
LH-100



LH-100-D WITH DUST-PROOF
LH-80-D SAFETY DOOR
LH-60-D PATENT NO.34293

SPECIFICATIONS:

Model	LH-60	LH-80	LH-100
Shaping capacity (round)	6" to 62"	10" to 80"	15" to 100"
Max. shaping capacity (rectangle)	55.2"x27.6"	71.4"x35.7"	89.2"x44.6"
Round disc dia.	Ø46"	Ø62"	Ø72"
Round disc revolving speed (stepless speed)	0.5-3RPM	0.5-3RPM	0.5-3RPM
Main spindle revolving speed	9000RPM	9000RPM	9000RPM
Main spindle dia.	Ø30m/m	Ø30m/m	Ø30m/m
Shaping cutter dia.	Ø100m/m	Ø100m/m	Ø100m/m
Driven wheel dia.	Ø100m/m	Ø100m/m	Ø100m/m
Round disc driving power	2HP	2HP	3HP
Main spindle driving power	10HPx2	10HPx2	10HPx2
N.W.	2200kgs	3400kgs	3800kgs
G.W.	2700kgs	3700kgs	4300kgs
Machine size (m/m)	2159x1905x1778	2600x2175x1778	3200x2692x1878
Packing size (m/m)	2362x2110x2130	2800x2250x2130	3372x2260x2120

SPECIFICATIONS:

Model	LH-60D	LH-80D	LH-100D
Shaping capacity (round)	6" to 62"	10" to 80"	15" to 100"
Max. shaping capacity (rectangle)	55.2"x27.6"	71.4"x35.7"	89.2"x44.6"
Round disc dia.	Ø46"	Ø62"	Ø72"
Round disc revolving speed (stepless speed)	0.5-3RPM	0.5-3RPM	0.5-3RPM
Main spindle revolving speed	9000RPM	9000RPM	9000RPM
Main spindle dia.	Ø30m/m (inter change able)		
Shaping cutter dia.	Ø100m/m	Ø100m/m	Ø100m/m
Driven wheel dia.	Ø100m/m	Ø100m/m	Ø100m/m
Round disc driving power	2HP	2HP	3HP
Main spindle driving power	10HPx2	10HPx2	10HPx2
N.W.	2400kgs	3500kgs	4000kgs
G.W.	2700kgs	3800kgs	4500kgs
Machine size (m/m)	2220x1980x1950	2580x2430x1950	3272x2760x1878
Packing size (m/m)	2370x2070x2240	3000x2290x2260	3372x2260x2120

AUTO COPY SHAPING MACHINE

LH-62



SPECIFICATIONS:

Model	LH-62
Shaping capacity	6" to 62"
Max. shaping capacity (rectangle)	55.2"x27.6"
Round disc dia.	Ø46"
Round disc revolving speed (stepless speed)	1-3RPM
Main spindle revolving speed	9000RPM
Main spindle dia.	Ø30m/m
Shaping cutter dia.	Ø100m/m
Driven wheel dia.	Ø100m/m
Round disc driving power	2HP
Main spindle driving power	10HP
N.W.	1650kgs
G.W.	2000kgs
Machine size	1870x1450x1800 m/m
Packing size	1943x1575x2070 m/m

FEATURES:

Combining high output of heavy duty operation and handy structure of light duty using, Model LH-62 Copying Shaping Machine is an economical type you can consider. Apart from the standard accessories, this M/C also includes the central feed plate for the finishing on chair, medium and small desk, etc. It also can be equipped with AUTO AIR-OPERATED TONGUES for continuous finishing requirement, which is most suitably for the proceeding on chair foot, chair back, and desk foot, etc.

LH-28, -28A, -40 are designed for the shaping and profiling on small & medium workpieces. Easy and convenient operation of this M/C can meet your satisfaction.

Optional accessories of AUTO COPYING SEAT & FEEDING SEAT are available for automatic production.



LH-40



LH-28 LH-28A



SPECIFICATIONS:

Model	LH-28	LH-40	LH-28A
Shaping capacity (round)	Ø3"-28"	Ø3"-40"	Ø1"-28"
Shaping capacity (rectangle)	12.5"x25"	15"x36"	8"x25"
Round disc dia.	Ø18"	Ø27"	Ø18"
Round disc speed	1.5-6 RPM		
Main spindle revolving speed	9000 RPM		
Main spindle dia.	Ø30m/m (25.4m/m)		
Shaping cutter dia.	Ø100m/m		
Driven wheel dia.	Ø100m/m		
Round disc driving power	2HP		
Main spindle driving power	7-1/2HP		
N.W./G.W.	760kgs/960kgs	890kgs/1140kgs	760kgs/960kgs
Machine size	1250x1250x1750 m/m	1425x1425x1750m/m	1250x1250x1750 m/m
Packing size	1423x1334x1990 m/m	1610x1470x1990m/m	1423x1334x1990 m/m

AUTO COPY SHAPING MACHINE


SPECIFICATIONS:

Model	LH-28TC	LH-40TC
Shaping capacity (round)	Ø3"-28"	Ø3"-40"
Shaping capacity (rectangle)	12.5"x25"	15"x36"
Round disc dia.	Ø18"	Ø27"
Round disc speed	1.5-6 RPM	
Main spindle revolving speed	9000 RPM	
Main spindle dia.	Ø30m/m (25.4m/m)	
Shaping cutter dia.	Ø100m/m	
Driven wheel dia.	Ø100m/m	
Round disc power	2HP	
Main spindle power	7-1/2HPx2	7-1/2HPx2
N.W./G.W.	760kgs/960kgs	890kgs/1140kgs
Machine size	1580x1300x2000 m/m	1670x1370x1970 m/m
Packing size	1700x1480x2220 m/m	1790x1550x2220 m/m

LH-28TC WITH TWO CUTTER HEADS LH-40TC



LH-28WS LH-40WS WITH FEED SUPPORT



SPECIFICATIONS:

Model	LH-28WS	LH-40WS
Shaping capacity (round)	Ø3"-28"	Ø3"-40"
Shaping capacity (rectangle)	12.5"x25"	15"x36"
Round disc dia.	Ø18"	Ø27"
Round disc speed	1.5-6 RPM	
Main spindle revolving speed	9000 RPM	
Main spindle dia.	Ø30m/m (25.4m/m)	
Shaping cutter dia.	Ø100m/m	
Driven wheel dia.	Ø100m/m	
Round disc power	2HP	
Main spindle power	7-1/2 HP	7-1/2 HP
N.W./G.W.	760kgs/960kgs	890kgs/1140kgs
Machine size	1550x1530x1750 m/m	1850x1760x1750 m/m
Packing size	1423x1334x1990 m/m	1610x1470x1990 m/m



SPECIFICATIONS:

Model	LH-28-DS
Shaping capacity	1"-7"
Round disc dia.	Ø 18"
Round disc speed	1.5-8 RPM
Main spindle dia.	25.4m/m
Main spindle revolving speed	9000RPM
Shaping cutter dia.	Ø100m/m
Driven wheel dia.	Ø100m/m
Round disc driving power	2HP
Main spindle driving power	5 HPx2
Working speed	5-6 times/minute
N.W./G.W.	960kgs/1160kgs
Machine size	1499x1422x1930m/m
Packing size	1790x1550x2220m/m

LH-28-DS WITH AUTO. FEEDING SYSTEM

**PATENT
NO.26115
55814**




AUTO COPY SHAPING MACHINE

Have you ever troubled by wood chips, dust, and dangerousness on the woodworking machines?

Please try the new solution from HOLYTEK :

AUTO COPYING SHAPING MACHINE with Dust-Proof Safety Door, which is available on models LH-28-2D, LH-40-2D.

This machine is suitable for working medium & large size furnitures, such as tables, chair legs, doors, etc. With twin cutter head device, it is proceeding by the wood stripe for getting rid of the wood breakage during operation and avoiding the troubles from re-sanding process.



LH-28-2D WITH DUST-PROOF SAFETY DOOR
LH-40-2D PATENT NO.34293



SPECIFICATIONS:


Model	LH-28-2D	LH-40-2D
Shaping capacity (round)	Ø3"-28"	Ø3"-40"
Max. shaping capacity (rectangle)	25"x12.5"	36"x12.5"
Round disc dia.	Ø18"x2"	Ø27"x2"
Round disc revolving speed	1.5-6RPM	1.5-5RPM
Main spindle revolving speed	9000RPM	9000RPM
Main spindle dia.	Ø30m/m(25.4m/m)	Ø30m/m(25.4m/m)
Shaping cutter dia.	Ø100m/m	Ø100m/m
Driven wheel dia.	Ø100m/m	Ø100m/m
Round disc driving power	2HPx2	2HPx2
Main spindle driving power	7-1/2HPx2	7-1/2HPx2
N.W./G.W.	1900kgs/2300kgs	2700kgs/3100kgs
Machine size	2260x1400x1750m/m	3030x1710x1850m/m
Packing size	2335x1500x1925m/m	3080x1800x2025m/m



FEATURES

- A combined design of copy shaping machine is suitable for the medium & small workpieces shaping and profiling.
- Optional accessories of AUTO COPYING SEAT & FEEDING SEAT are available for automatic production.

LH-28-2 LH-40-2



SPECIFICATIONS:

Model	LH-28-2	LH-40-2
Shaping capacity (round)	Ø3"-28"	Ø3"-40"
Max. shaping capacity (rectangle)	25"x12.5"	36"x12.5"
Round disc dia.	Ø18"x2"	Ø27"x2"
Round disc revolving speed	1.5-6RPM	1.5-5RPM
Main spindle revolving speed	9000RPM	9000RPM
Main spindle dia.	Ø30m/m(25.4m/m)	Ø30m/m(25.4m/m)
Shaping cutter dia.	Ø100m/m	Ø100m/m
Driven wheel dia.	Ø100m/m	Ø100m/m
Round disc driving power	2HPx2	2HPx2
Main spindle driving power	7-1/2HPx2	7-1/2HPx2
N.W./G.W.	1800kgs/2200kgs	2500kgs/3100kgs
Machine size	2260x1550x1750m/m	3030x1900x1850m/m
Packing size	2335x1650x1925m/m	3080x1990x2025m/m

AUTO COPY INNER SHAPING MACHINE

LH-920



LH-23




Model	LH-920
Shaping capacity	6"~36"
Round disc dia.	1300m/m
Round disc inner dia.	920m/m
Cutter diameter range	100m/m
Main spindle dia.	ø35m/m
Main spindle revolving speed	9000 RPM
Main spindle driving power	10 HP
Table turning power	2 HP (D.C.Motor)
N.W./G.W.(kgs)	1960/2200
Machine size (m/m)	1890x1460x2015
Packing size (m/m)	2010x1570x2250

Model	LH-23
Shaping capacity	1"~23"
Round disc dia.	880m/m
Round disc inner dia.	Large-585m/m; Small-410m/m
Cutter diameter range	5m/m to 100m/m
Main spindle dia.	ø30m/m
Main spindle revolving speed	9000 RPM~16000 RPM
Main spindle driving power	7-1/2 HP
Table turning power	2 HP
N.W./G.W.(kgs)	1120/1200
Machine size (m/m)	1397x1168x1910
Packing size (m/m)	1549x1270x2032

1. This machine is a new improvement & design on traditional manual inner shaping process. Its working speed is as high as the NC copying machine but the price is much more economical. It will reduce not only the investment but also the production cost.
2. It is suitable for inner shaping on square and round irregular workpieces, such as the toilet seat cover, clock shell & photo frame, etc.

Various size machines are available upon request, and the capacity for workpieces width from 1"-100" is suitable for solid woods, plywood, acrylic, bent wood, etc.



HOLYTEK

HOLYTEK INDUSTRIAL CORP.

9F-1 NO. 400, SEC. 1, CHANG PING RD., TAICHUNG, TAIWAN, R.O.C.
 TEL: 886-4-2323453 (REP.) FAX: 886-4-2336928