

KUPER ZFS

System Josting


Double Knife Veneer Guillotine

KUPER

KUPER ZFS – System Josting

Cuts veneer parallel and straight.

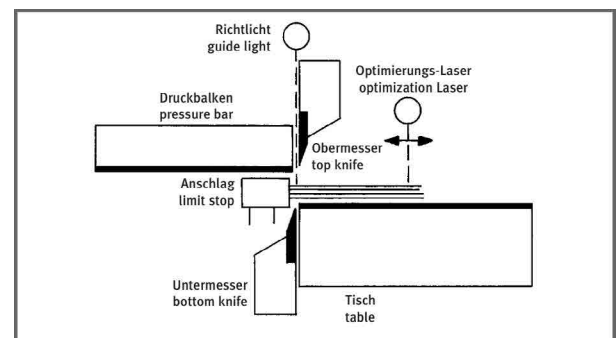
Cuts veneer packs exactly parallel and straight on two sides with a top and bottom knife.




Function KUPER ZFS System Josting

The veneer pack is placed on the machine table and up against the limit stop. The rear cutting line is clearly indicated by a guide light and the front cutting line by an optimization laser. Once the cutting width is entered, the cutting cycle is executed: The table moves into cutting position, the pressure bar clamps the veneer pack in place, and the top and bottom knife cut the pack ready for jointing. When the cutting cycle is completed, the table returns to the alignment position. Veneer strips are cut only with the top knife in incremental mode.

High-speed positioning drive



The machine table with the bottom knife can be adjusted for various width dimensions by means of a high-speed positioning drive. First the pressure bar clamps the veneer-pack, then the top knife cuts downwards towards the table and the bottom knife upwards towards the pressure bar.



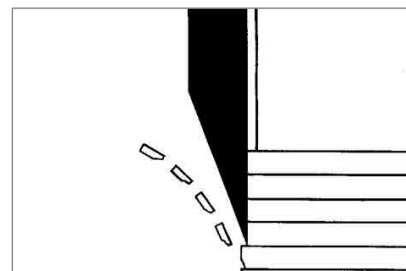
Technical data

Insertion height	80 mm
Cutting range	20 – 470 mm*, ZFS 1600: 45 – 400 mm
Pressure bar	3 hydraulic cylinders, 2 pressure stages
Top knife	brake motor, gearing, crank drive
Bottom knife	1 hydraulic cylinder
Operating voltage standard	400 V, 3 Ph, 50 cycl. or special voltage
Total connected load	approx. 12 kVA

*Upon request different range possible.

Cutting lengths

ZFS 1600	1610 mm
ZFS 2800	2810 mm
ZFS 3200	3210 mm
ZFS 3800	3810 mm
ZFS 4200	4210 mm




Option finishingcut

Rough cut + finishing cut = Super veneer joints. No break-outs from the bottom of the veneersheets. Tighter joints with all types of veneer.


KUPER ZFS System Josting

Innovative Details and Options




Visible marking of cutting line

Clearly visible marking of the cutting line by means of a guide light. Occupational safety regulations are met by a light barrier safety device, two-hand operation, electric safety control system and protective gratings at the rear.



Cuts of highest quality

Straight and parallel cutting of the veneers – Maximum precision in cutting ensures the tight-joint splicing after the cut for all kinds of veneer.



Swinging and powerfull drawing motion

Cuts of highest quality thanks to the swinging and powerfull drawing motion of the knife at an angle of approx. 20°. Knife with 30 mm grinding allowance for longest possible use.



Easy operation

Telescreen positioning control system for diverse modes of operation and storable program operations.



Less veneer scrap

An adjustable optimization laser reduces the amount of veneer scrap.



Saving of time

The machine has a cutting capacity of approximately 2 to 3 packs per minute. This includes inserting, aligning, cutting and removing the veneer.

KUPER

Heinrich KUPER GmbH & Co. KG
Heinrich-Kuper-Straße 10 – 15
33397 Rietberg
Germany

Phone +49 52 44/9 84-0
Fax +49 52 44/9 84-201
E-Mail info@KUPER.de
Internet www.KUPER.de