- All moulders awarded CE certification.
  Faster feed speeds of up to 24 meters a minute are standard.
- Adjustment of each spindle can be easily performed using the front adjustment level.
- The full safety enclosure serves as a chip guard and helps to reduce noise.
- Each spindle is driven by an individual motor for powerful drilling and easy control.
- Pneumatic pressure of the feed rollers can be easily set to provide an outstanding feeding effect.
- Table surface is hard-chrome plated for maximum wear resistance.
- All manually adjusted turning parts are housed in dry bearings for oil-free lubrication.

ORDER OF SPINDLES

- ○ Upper horizontal spindle
- ○ Lower horizontal spindle
- □ Right vertical spindle
- ⊡ Right vertical saw spindle
- □ Left vertical spindle
- ⊡ Left vertical saw spindle

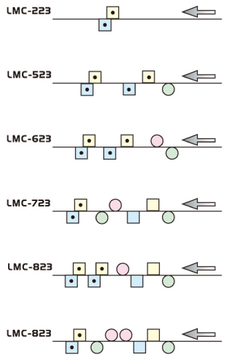

Slicermac series

Quality Features add More Value to Your Production

STANDARD

Working width (at a cutting circle of 125 mm.)	200mm
Working height (at a cutting circle of 125 mm.)	10-150mm
Number of spindles, min-max.	2-8
Basic motor capacity per spindle	5.5 KW / 7.5HP
Basic motor capacity of feed	4 KW / 5HP / INVERTER
Spindle speed	6000 RPM
Spindle diameter	50 mm
Tool cutting circle (first bottom spindles) min-max.	125-160mm
Saw blade cutting circle (1st right & 1st left vertical spindles) max.	250mm
Saw blade cutting circle (2nd right & 2nd left vertical spindles) max.	300mm
Tool cutting circle (top horizontal spindles) min-max.	100-200mm
Tool cutting circle (bottom horizontal spindles) min-max.	100-200mm
Feed speed, infinitely variable by frequency driven motor	6-24 m/min
Feed roller diameter	140mm
Feed roller width	50mm
Pneumatic pressure for feed rollers, max.	6 kg/cm^2 (87psi)
Adjustment range for infeed table and edge-jointing fence	10mm
Adjustment range of vertical spindles (axial)	30mm
Adjustment range of horizontal spindles (axial)	20mm
Length of straightening table	2M

All dimensions and specifications are subject to change without prior notice.

STANDARD EQUIPMENT

- Full sound and safety enclosure.
- Motorized vertical adjustment of feed.
- Lateral pressure roller opposite first right spindle.
- Chainless cardan feed system.

OPTIONAL EQUIPMENT

- Tool setting and measuring devices.
- Increased horsepower
- CE specifications
- Feed speed 36 M/min.
- Cooling system for sawing spindle
- Inverter motor for sawing spindle

LMG LEADERMAC

LEADERMAC MACHINERY CO., LTD.

No. 20, Lane 662, Sec I, Sha-Tien Rd., Tadu Hsiang, Taichung Hsien, Taiwan.

TEL: +886-4-2693-7599 FAX: +886-4-2693-7588 / 2693-7589

http://www.leadermac.com e-mail: lmcemail@ms24.hinet.net

sales@leadermac.com

info@leadermac.com

1500. 03. 2007

SLICERMAC

With Speed and Versatility to Boost Your Productivity

4-Side Moulder 24 M/min.

Feed Speed Slicer on Last Vertical Spindle

CE SLG certified ISO-9001 TÜV certified TÜV CERT

LMG LEADERMAC The Moulder of Moulders

With Speed and Versatility to Boost Your Productivity

Today's manufacturer needs an efficient moulder to stay competitive. Moulder that not only reduces machining time, but also features flexibility and versatility. Leadermac's Slicer Series 4-side moulder is just the machine designed and engineered with these concepts in mind. It provides faster feed speeds of 24 meters/min. combined with 6,000 RPM spindle speed to meet requirement of high speed machining. Rigid, cast iron construction allows consistent deformation-free precision machining. Slicing sawblades on last vertical spindle permits direct slicing on the machine. With Leadermac's Slicermac, you get speed and versatility to significantly boost productivity.

With fine features to give you the winning edge in 4 side moulding



Extremely Short Feeding Capability

- The unit can feed stock as short as 200mm. The cutting heads are specially designed so that there is a uniquely short distance between them. This results in a superior moulding finish.
- 6000 RPM high speed spindle

Slicing Mechanism

The last vertical spindle is available to mount with slicing saublade. It permits direct slicing once wood moulding is accomplished for greatly increasing efficiency.

Liftable Auxiliary Feed Roller

The mechanism provides added smoothness for short workpiece feeding. The auxiliary feed rollers are power driven for effortless feeding effect, and are liftable for convenient cutter change or setup.

Accurate Pressure Display

The pressure on front and rear pressure plate for the top spindle is accurately displayed by the digital meter. This increases cutting stability.



Short Stock Feeder

This device permits the feeding of short stocks with a minimum length of 8". The Short Stock Feeder is driven by a gear drive unit for a powerful and smooth effect.

Powered Infeed Bottom Roller

The smooth initial feeding of the stock is achieved by means of the independently powered infeed rollers.