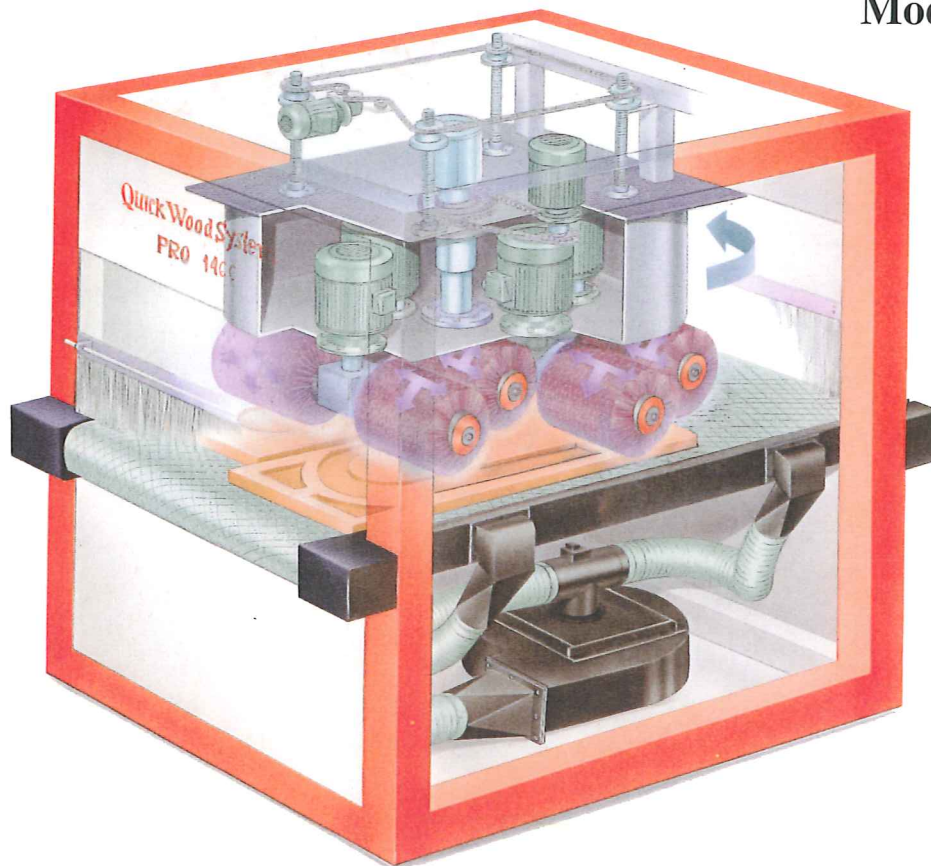


# QuickWood System

Automatic Machines for Fine Finish and Sealer Sanding



Model PRO 800  
PRO 1100  
PRO 1400




## New finishing technology for all types of shaped surfaces and profiles

- Wood finishing and sealer sanding.
- Possibility of fitting various types of brushes with quick change system. Our special brochures will give you further information on the different types of brushes.
- All our machines are prepared for finishing surfaces treated with wax, oils and paints and for sanding MDF, plywood, veneer and solid wood.
- Easy checking of all the functions, with digital indication of the rotation of spindles and carousel, feed speed and height of the workpiece.
- Homogeneous breaking of edges and in-depth cleaning of the whole profile. Exceptional sanding effect on first coat, whether polyurethane, transparent or pigmented.
- Considerable saving of sealer and respect for environmental ecology.
- Optional Eex execution if required for the spray line.
- Feed system with vacuum, standard or electrically adjustable belt.

# QuickWood



# PRO 800 / PRO 1300 - 4 brushes



## Model QuickWood PRO

The PRO model is the result of a further improvement of the technology of the QUICKWOOD rotary machine.

This machine highlights its excellent brushing capacities and production speed, especially if put in line with automatic sanding machines.

### Characteristics that are only found in this type of machine:

- excellent finishing and sanding of sealed wood, thanks to 8 right-left rotating spindles arranged in parallel;
- graduated electronic adjustment of brush and carrousel speed;
- sanding action, also in the centre line;
- QN and QD brushes with oscillating system - QuickWood patent;
- possibility of mounting various types of brushes with fast and easy change of shafts;
- electrical height control using a digital instrument;
- three different types of belt, vacuum, standard or electrical-ly adjustable belt with side guides;
- noiseless vacuum pump – no silencer needed.

Optional supply of the PRO model with PLC control.

Optical electronic devices can also be inserted on the work surface to detect the presence of pieces. This application is

helpful to the operator and contributes towards creating a safer working environment.

## Development and Innovation

For many years now QuickWood have developed, produced and distributed innovative machines for finishing, sealer sanding and many other solutions.

Every day QuickWood offices in Germany, the USA, Denmark, Russia and Italy respond to stimuli in the field of use that lead to this type of development. Consequently we have responded to many requests and quickly reached a leading position on the market.

The technology developed by QuickWood will help the client even more with their exclusive performance in the field of the finishing of shaped surfaces.

## QuickWood Finishing System

The QuickWood QD finishing discs and QN wheels are patented and guarantee the careful finishing and sanding of sealed wood. This type of finishing removes all types of microscopic fibres from the surface.


Indeed in traditional finishing, that is, with belt sanding machines, the fibres are cut and consequently micro fibres are created where the wood fibres preferentially arrange themselves; this is especially the case when you have to sand along the grain.

As soon as the fibre comes into contact with damp elements,


PRO carrousel




Carrousel with hold down brush




PRO 1400 + vert. brushes infeed




Outfeed of PRO 1100 with horizontal brush



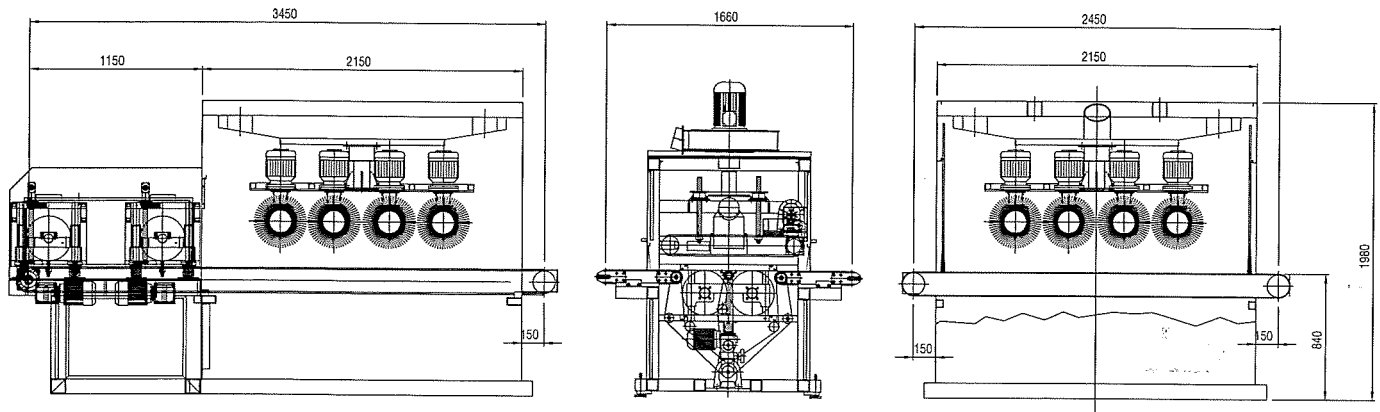
# Finishing and Sealer Sanding of Top and Bottom of Doors in Line



Photos of PRO machines with horizontal oscillating brushes superfinishing, UD2 and PRO



Graphic sketch for sanding line top-bottom



Technical drawing with dimensions for sanding top and bottom

## Finishing and Sealer Sanding of Top and Bottom of Doors in Line (PRO+UD2)

Thanks to Quickwood technology, with the appropriate combination of two brushing machines it is possible to sand the two surfaces of any piece requiring a quality finish. You can have a PRO machine to do the top of the doors where it will come down and sand even deep profiles. In line with the PRO machine you can have a CD2 to sand the rear side of the doors as the difference in level will normally be small.

The most interesting thing is that the piece need not be moved for the two processes to take place, but once it is put on the infeed belt, it will come out at the end of the line perfectly sanded and ready for the sealer or top coat.

# PRO 1400 - 8 brushes



- PRO 800 with standard belt, electrically adjustable belt with side guides and vacuum belt.
- PRO 1100 with standard belt, electrically adjustable belt with side guides and vacuum belt.
- PRO 1400 with standard belt, electrically adjustable belt with side guides and vacuum belt.

All the models can be delivered according to your wishes with the type of belt most suited to your own working process.

The control panel can be placed on right or left side according to your wishes.

The machine can also be easily converted from right to left by turning over the feed belt.

The structure of PRO machines, amply sized for the brushing function needed, is welded profile frame with stove-enamelling

The gears for the brush shaft are dry running, made in a heavy duty construction, to allow the use of heavy brushes such as QN steel.

The noiseless vacuum pump with large air volume is housed in the base of the machine.


The circulation air is removed from the pump through ducts in the walls of the machine that lead upwards.

The dust is also removed along ducts, in the head of the machine, which lead upwards, where they are then connected by flexible tubing to the main piping.


On request, all the PRO machines can be equipped with various accessories, such as:

- vertical brushes at machine infeed or outfeed ;
- manually adjustable guides on the standard or vacuum belts;
- horizontal brushes at the machine outfeed, complete with lifting and hood;
- electronic inverter instead of mechanical (where not already present);
- “vactronic” electronic vacuum system that concentrates the vacuum only on the piece while it advances on the belt;
- digital brush height display with resetable zero;
- personalised solutions at the client’s request (such as blowers, deionisers, etc.).


View of Quickwood srl production facility




Exit blowers




PRO 1400 vertical machine



Frontal view of PRO 1400 vertical



Automatic line PRO 1400 + robot



## PRO 1100 - 8 brushes



such as impregnating water-based lacquers and primers, due to the surface tension, the hair is raised.

If all of the fibres are not removed before the application of the sealer and the filler, very careful and laborious intermediate sanding will be necessary, with the consequent waste of precious time and quality as well as prolonged contact with dusty environments.

The QuickWood finishing system is different from other finishing and sanding systems because it is capable of removing the fibres radically.


At the same time the QUICKWOOD finishing system is so flexible that it reaches points that other normal systems cannot manage to.

### Elements that can be machined:

- cupboard sides and bottoms
- raised panels and doors
- shelving
- untreated and painted MDF elements
- laminated doors and panels

- windows and doors
- waxed items
- any kind of moulding and profile.


QUICKWOOD PRO 800-1100-1400 automatic machines are available in various working widths, denoted by the number of the model in mm. and with 3 different types of belt:



PRO 800 + horizontal oscillating brush




View of horizontal oscillating brushes



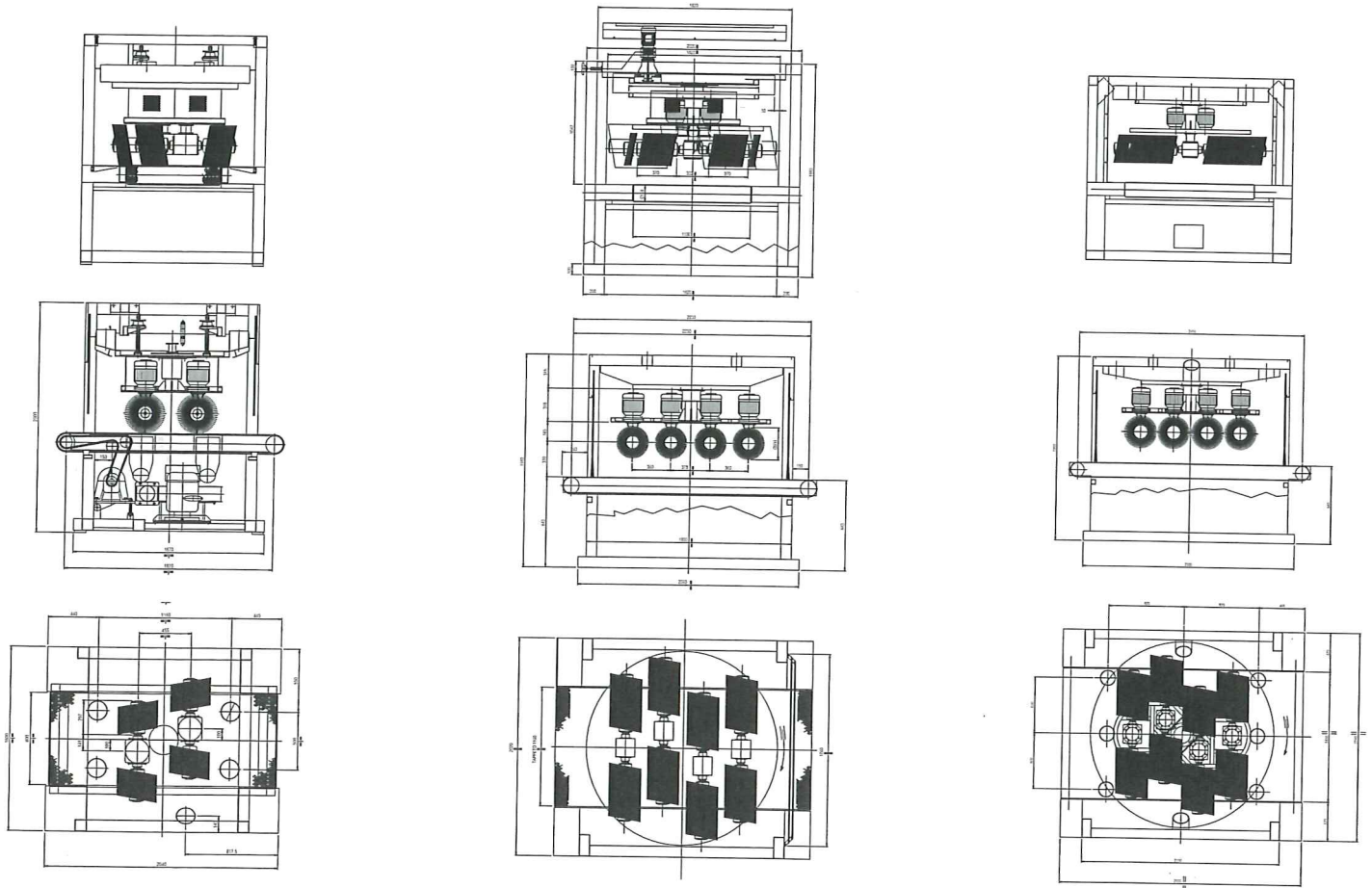
Particular of oscillating system



PRO 800 with vert. brushes infeed




# Technical Specifications



## PRO Models

	800	1300	1100	1400
Max. height mm	100	100	100	100
Max. width mm	800	1.300	1.100	1.400
Length	infinite	infinite	infinite	infinite
Working speed m/min	2-12	2-12	2-12	2-12
Rotation speed of carousel rpm	3-16	3-16	3-16	3-16
Rot. speed of spindles rpm	300-1150	300-1150	300-1150	300-1150
Length of spindles mm	375	500	375	540
No. of shafts	4	4	8	8
Max. diameter of brushes mm	350	350	350	350
No. Quick-Disc/QN/spindle	20/10	40/20	29/15	41/21
Total no. Quick-Disc/QN	80/40	160/80	232/120	328/168
Brush motor kW	2x1,5	2x2,2	4x1,5	4x2,2
Frequency inverter kW	4	5,5	7,5	11
Carousel motor kW	0,75	1,1	1,1	1,5
Lifting motor kW	0,37	0,37	0,37	0,37
Feed motor kW	1,1	1,5	1,1	1,5
Feed motor with vacuum kW	1,1	1,5	1,5	2,2
Vacuum turbine kW	7,5	11	11	2x7,5
Dust extraction duct mm	4x170	4x170	4x170	6x170
Extracted air m <sup>3</sup> /h	6800	6800	6800	9000
Machine volume m <sup>3</sup>	6	7,8	8,1	12
Net weight kg	1100	1500	1800	2100
Dimensions (length x width x height) mm	2040x1600x2000	2480x1980x2100	2410x2020x2050	2630x2240x2050

# QuickWood



QuickWood ApS

P.O. BOX 180 - Tinvej 4  
DK-3060 Espergaerde - Denmark

+45 49 13 19 48  
FAX +45 49 13 31 91



qw@quickwood.dk  
<http://www.quickwood.com>