


gabbiani g 2/gt 2

automatic horizontal beam saws




gabbiani g 2/gt 2

automatic horizontal beam saws



gabbiani gt 2 115



gabbiani g 2 115



gabbiani g 3



gabbiani g 2



gabbiani s



gabbiani p



gabbiani gt 2 130



gabbiani g 2 130



gabbiani gt 3



gabbiani gt 2



gabbiani st



gabbiani pt

gabbiani g 2/gt 2


automatic horizontal beam saws

gabbiani g 2/gt 2 designed to satisfy all requirements of companies competing in a continuously changing market.

gabbiani g 2/gt 2 are equipped with a new “EASY & RESPONSIVE” production system with flexible and advanced technologies according to “industry 4.0” philosophy.



gabbiani		g 2 115	gt 2 115	g 2 130	gt 2 130
Cutting dimension	mm	3200/3800/4500	3200/3800/4500	3200/3800/4500	3200/3800/4500
Blade projection	mm	115	115	128	128
Main blade motor	kW (Hp)	7,5	7,5	15	15
Saw carriage speed	m/min	150	150	150	150
Pusher speed	m/min	70	70	70	70



gabbiani g 2/gt 2

easy and powerful programming software



Maestro Cut: create all the panels suggested by the imagination

- **superior performances** compared to the previous versions
- **intuitive, reliable and customizable operator's interface** depending on customers' needs
- **materials stock:** creation of a panels storage with an integrated bi-directional connection to Maestro Watch
- **off-cuts stock:** automatic off-cuts restocking that will be displayed together with the materials stock
- **part handling management during machining:** parking solution for end products, off-cuts and scraps

New control panel: simple, linear and elegant design

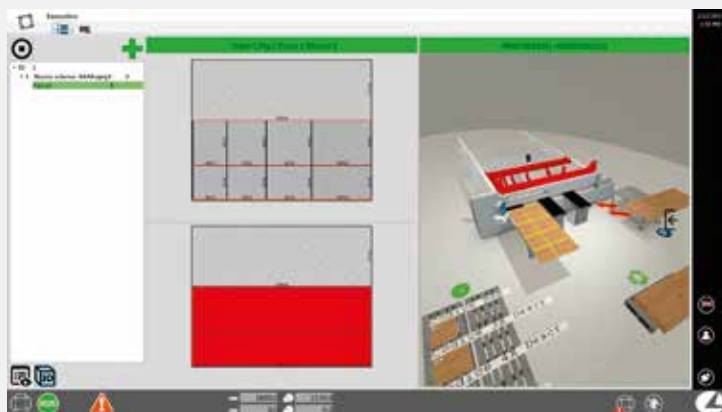
- 16/9 21" touch screen



Telesolve

Remote service system to connect the machine's PC with the service department via Internet.

SUPPLEMENTARY MODULES TO INCREASE MAESTRO CUT POWER:

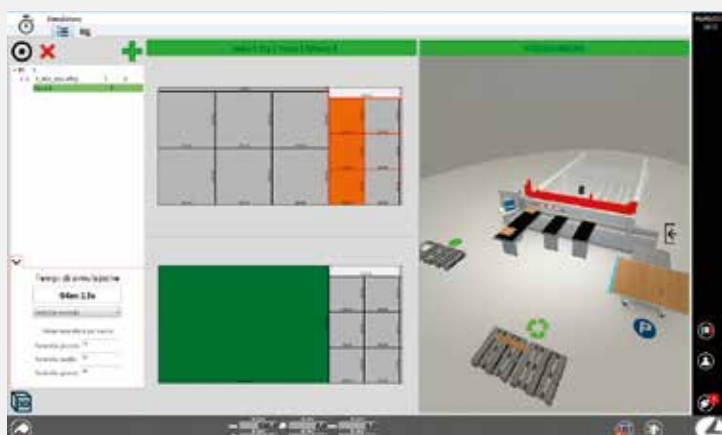


MAESTRO CUT 3D EDITOR:

- labels printing software
- 3D simulator on board
- graphic editor for cutting diagrams
- panels editor
- **cutting editor for grained panels (flame-cut):** help functions for programming cutting diagrams with shapes organized according to the layouts on the origin panel
- editor for Macro machining creation



MAESTRO CUT 3D EDITOR

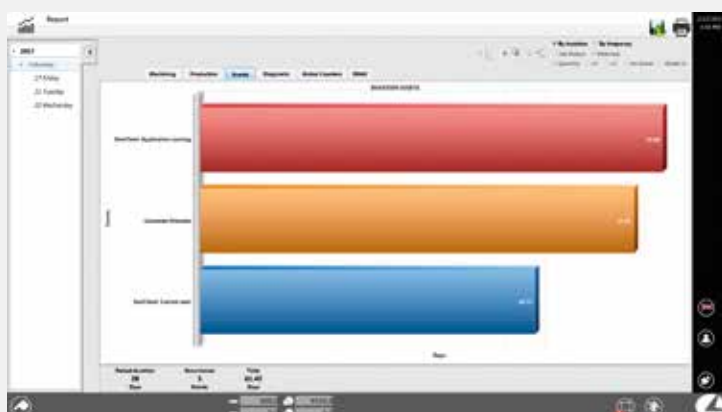


MAESTRO CUT UTILITY:

- **cuts editor for panels de-tensioning:** software program that reduces tensions inside the material on longitudinal cuts guaranteeing cut linearity
- dynamic cutting diagrams editor
- automatic panels editor (FILLER)
- **off-cuts stock management:** identification and automatic insertion functions of the off-cuts into stock for a future use



MAESTRO CUT UTILITY



MAESTRO CUT MANAGER:

- simulator for cycle time calculation, simulated execution of the cutting diagrams of single or multi orders, to verify the machine cycle time needed. It includes 2D instantaneous simulation and 3D real time simulation of the entire process
- priority-based and date-based scheduling of the order
- advanced report



MAESTRO CUT MANAGER

gabbiani g 2/gt 2

easy and powerful optimization cutting software

MAESTRO PATTERN

The best sizing formula



scm
woodworking technology

MAESTRO PATTERN

Optimisation program installed on the machine for:

- simple and efficient creation of optimized cutting programs
- fast configuration of a simplified number of parameters
- off-cuts reduction due to the creation of an overproduction for each element
- off-cuts stock creation with the most used parts (max. 550 pcs/line, max 100 lines)

EASY IMPORT (optional)

This software transfers columns and rows previously selected by the user and containing all necessary datas for the optimisation to Maestro Pattern.

Functions are easy to access through icons inserted on the MS Excel toolbar:

- n° 10 fields for panel description (length, width, quantity, grain...)
- n° 36 fields of information import for labelling machine
- File XLS import > = Excel 97

Label printer:

traceability of all finished parts
(even the off – cuts).



MAESTRO OTTIMO CUT

The best sizing formula

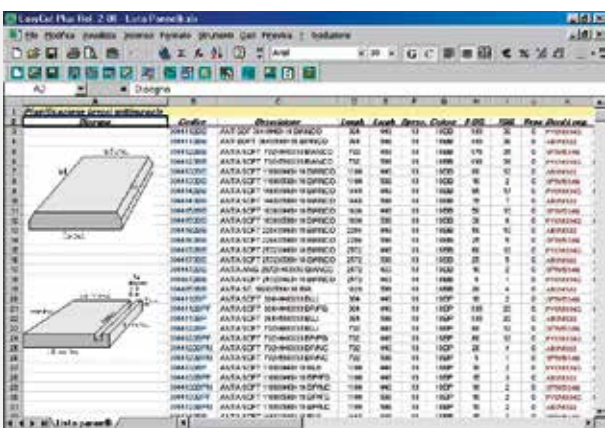



MAESTRO OTTIMO CUT (optional)
 Maestro Ottimo Cut is the cutting plans optimisation program thought for an immediate and functional management of the single blade beam saws, directly from the office.
 The new Maestro Ottimo Cut algorithm permits the automatic generation of the cutting plans identifying the best solution among different results suggested, depending on users' parameters.
 It includes the following functions:

- material, pieces and edges stocks management
- grained panels management (longitudinal and cross)
- optimization of orders and multi-orders
- preventive calculation of costs and machining time
- labels with integrated graphic editor
- 3D simulator
- sending of cutting programs comprehensive with labeling data to the beam saws control
- connection with the business management software

EASYCUT (optional)
 MS Excel integrative software which transfers to Maestro Cut:

- n° 10 fields for panel description (length, width, quantity, grain...)
- n° 36 fields for labelling machine information import (minimum configuration required Excel 97)



Config.	Descrizione	Length	Width	Area	Volume	Price	Paper Stock
00411000	ALY 200 210000 18 SPANCO	204	993	18	1800	36	0
00411001	ALY 200 210000 18 SPANCO	204	993	18	1800	36	0
00411002	ALY 200 210000 18 SPANCO	204	993	18	1800	36	0
00411003	ALY 200 210000 18 SPANCO	204	993	18	1800	36	0
00411004	ALY 200 210000 18 SPANCO	204	993	18	1800	36	0
00411005	ALY 200 210000 18 SPANCO	204	993	18	1800	36	0
00411006	ALY 200 210000 18 SPANCO	204	993	18	1800	36	0
00411007	ALY 200 210000 18 SPANCO	204	993	18	1800	36	0
00411008	ALY 200 210000 18 SPANCO	204	993	18	1800	36	0
00411009	ALY 200 210000 18 SPANCO	204	993	18	1800	36	0
00411010	ALY 200 210000 18 SPANCO	204	993	18	1800	36	0
00411011	ALY 200 210000 18 SPANCO	204	993	18	1800	36	0
00411012	ALY 200 210000 18 SPANCO	204	993	18	1800	36	0
00411013	ALY 200 210000 18 SPANCO	204	993	18	1800	36	0
00411014	ALY 200 210000 18 SPANCO	204	993	18	1800	36	0
00411015	ALY 200 210000 18 SPANCO	204	993	18	1800	36	0
00411016	ALY 200 210000 18 SPANCO	204	993	18	1800	36	0
00411017	ALY 200 210000 18 SPANCO	204	993	18	1800	36	0
00411018	ALY 200 210000 18 SPANCO	204	993	18	1800	36	0
00411019	ALY 200 210000 18 SPANCO	204	993	18	1800	36	0
00411020	ALY 200 210000 18 SPANCO	204	993	18	1800	36	0

MAESTRO PATTERN

The best sizing formula




Maestro Pattern even for the office (optional).

gabbiani g 2/gt 2

perfection and flexibility of cut


The base: the very best result is guaranteed
Solid and compact machine base ensures **precise carriage movements** by providing **maximum cutting quality** for many years.




Air floating table: an essential tool
High efficiency air floating table with feeding rollers eases the sliding of heavy or delicate materials. **Maximum protection against risks of friction.**

Pusher with brushless motor: always high performances

The best quality and the maximum working speed thanks to the pusher stroke on rectified steel round guides. The machine base is composed by sturdy tubular steel with wheels for moving panels, even the heaviest without damaging them.






Quality sliding on the carriage with rectified steel round guides: speed, maximum linearity and precision that last with our structure.



Inverter: no compromise

The possibility to adjust the main blade speed allows a **perfect finish** with any panel stack height.



Optimised blade height: for smart cut

The main blade projection is automatically adjusted according to the panel thickness to be cut. It always **guarantees an optimum cut quality** and **reduces the machine cycle time** (optional).

gabbiani g 2/gt 2

perfection and flexibility of cutting

Pressure beam: many qualities in a single structure


This new structure guarantees a uniform pressure on panels and an optimum extraction of shavings and sawdust with the triple dust conveying system (one on the top applied directly to the pressure beam, one on the bottom applied to the saw carriage and another one on the lateral beam). Absence of maintenance is granted thanks to the mechanical solution studied by SCM which foresees the pressure beam movement on prismatic guides.



Rear pneumatic side aligner for cross cuts: perfect alignment of the piece against the squaring fence and cycle time reduction.

Floating clamps with single finger: safe grip at the maximum speed, also when panels are not perfectly planar.



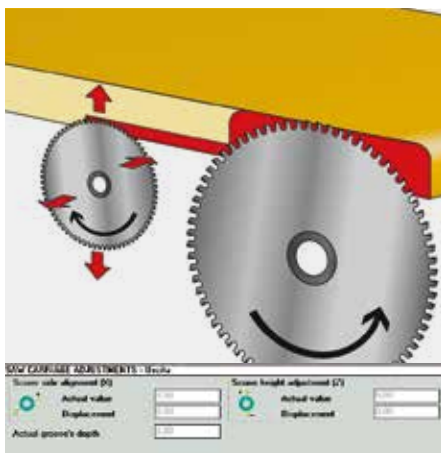


Sturdy saw carriage with independent pneumatic raising of the main blade and scoring blade, on prismatic guides with recirculating ball screws.



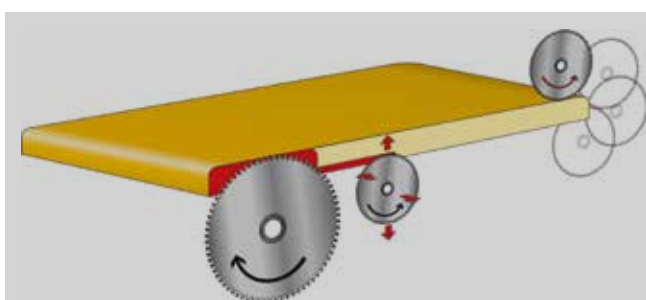
gabbiani g 2/gt 2

optional cut solutions for every need



Scoring unit electronic adjustment: technology for a real support

The setting from the PC allows the management of a powered system for the scoring unit automatic positioning, drastically **reducing the blade set-up time and avoiding** any possible errors.




Postforming

Lateral scoring of edged and postformed bars by means of the scoring blade rise.




Slots execution device: at the operator's service

This particular device allows the carrying out of interrupted cuts inside the panel to produce, for example, slotted doors.



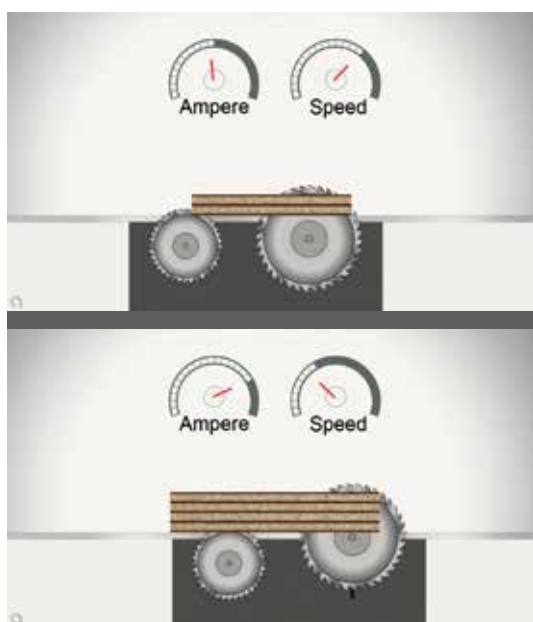
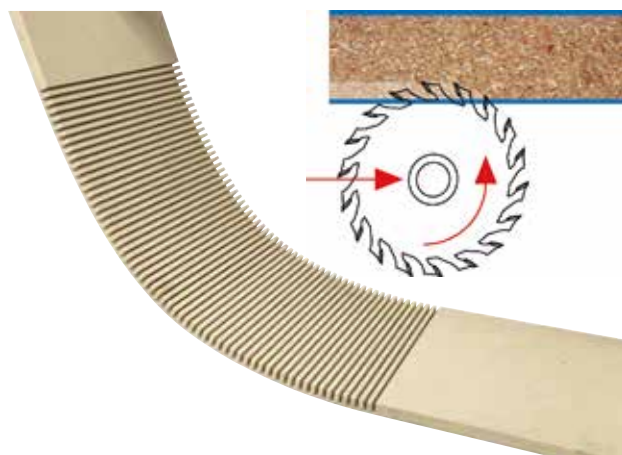
Execution of panels de-tensioning cuts

Device that reduces tensions inside the material on longitudinal cuts guaranteeing cut linearity.



Grooving execution: production and flexibility

Grooving execution allows machine customisation and makes the machine more productive and versatile.



Adaptive control of the saw carriage speed: safe working

The automatic monitoring of energy absorption of the motor according to the thickness/type of material and the type of the blade used gives the best results avoiding errors or wastes.

Clamps with on/off
pneumatic stops for covered
panels with overhanging
edges.



gabbiani g 2/gt 2

optionals





Prismatic guides with recirculating ball screws: improve machine performances

Minimum friction and automatic lubrication with a remarkable maintenance reduction.

Maximum speed reachable both during the feeding stroke (100 m/min with a single sheet, 50 m/min with a panel stack) and the return stroke (up to 170 m/min).

The pressure beam for any material, even the softest one

The pressure beam with axis controlled by pc is positioned at the cutting height entered by the operator, ensuring a perfect grip of the piece during cutting operations. The surfaces of materials to be processed (honeycomb, polystyrene, cardboard, plastic and other materials) will stay safe.





Automatic closure of the cutting line: it avoids the fall of waste trim cuts inside the machine.



Powered side alignment device: drastic cycle time reduction and better grip of the piece by means of the brushless motor.

Device for the selective closing of the clamps: the special shape of the clamps allows a **safe panel grip** at the **maximum speed**, while the **selective closing device prevents ruining panels** which edges are exactly positioned in correspondence of the clamps working area.



gabbiani g 2/gt 2

optional cut devices



Rapid blades locking/unlocking: machining safety in a reduced time

This system provides safe and constant blades locking and unlocking, thanks to the pneumatic system which minimises the stand-by times for blade changeovers.



Saw-set: tool changing has never been so easy

In a few seconds the "SAW-SET" device carries out a fast and precise tools adjustment thanks to the electronic setting, allowing an intuitive use of the machine and a productivity increase.



AKE device

Rapid locking/unlocking of the scoring blades with “AKE” mechanical flanges “EASYFIX” (“AKE” patent) allowing a quick and easy change of the blades. The tightening is ensured both with high blade-motor power and machining of the hardest materials.

“HI-TRONIC vertical stroke” device: top of productivity with the new saw carriage

The device allows an optimum finishing and precision cut even at high speed.

The device includes:

- optimised blade stroke
- fast blades unlocking with AKE mechanical flanges
- self-learning pressure beam
- post-forming
- scoring blade electronic adjustment
- electronic mortising device
- cuts out “windows”



gabbiani g 2/gt 2

flexibility and productivity

FLEXCUT

The modular FLEXCUT system enables the processing of complex cutting patterns in very rapid cycle times.

Incomparable precision

The use of brushless motors sliding on prismatic guide with recirculating ball screws reduce mechanical parts friction and guarantee best precision.

The extreme flexibility of these devices is also ensured by the presence of the main pusher grippers, which can be excluded from the working area, so that strips with different widths can be secured and as a result any type of different cutting can be performed without limiting the stroke.



Simultaneous execution of two-differentiated cuts


Devices consisting of a mobile grippers unit whose stroke is completely independent thanks to the two independent pushers which enable the following operations:

- cross and rip cuts
- cross cuts on side-by-side bars
- cross cut during the platform loading of a following longitudinal cut

INCREASING OF PRODUCTIVITY UP TO 40% AND SPACE SAVING UP TO 20% THANKS TO THE SIMULTANEOUS EXECUTION OF BOTH RIP AND CROSS CUTS.


FLEXCUT 1/S

Effective panels movement with the use of the triple "finger" clamp.



FLEXCUT 1/D

Extreme flexibility of the device because the mobile unit is fitted with two grippers with double finger, one of which can be excluded, in this way guaranteeing a wide variability in the width of the strips that can be gripped.



gabbiani g 2/gt 2

loading platform

Loading platform: when sturdiness and precision make the difference

The lifting system running on 4 large trapezoidal screws is able to maximize the load capacity, with any material and format, always ensuring a **parallel lifting** of the panels stacks. In this way machine downtimes are avoided achieving **maximum productivity**.

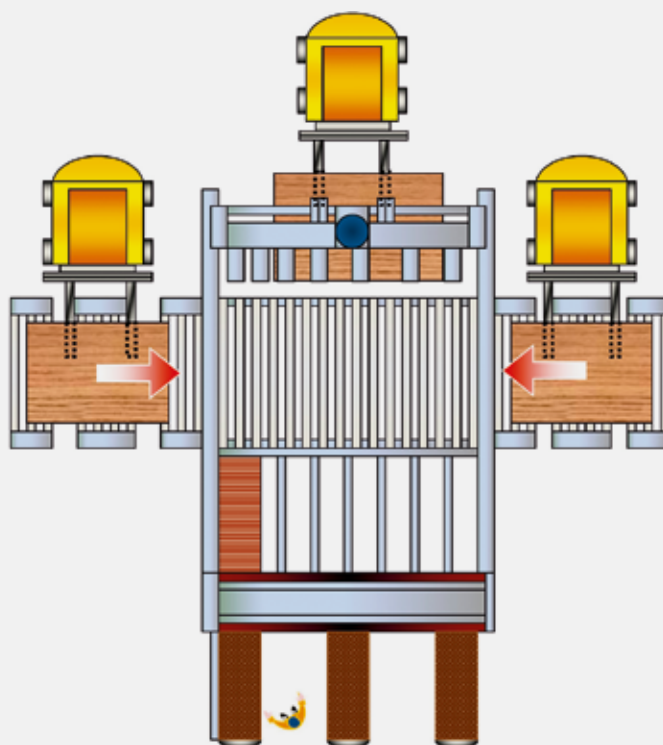
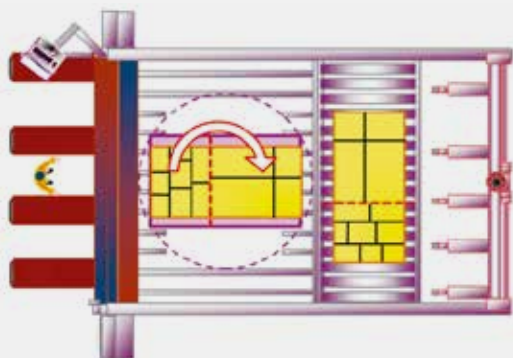


Front alignment devices for the automatic loading.

Preloading roller conveyors: space is not a problem anymore

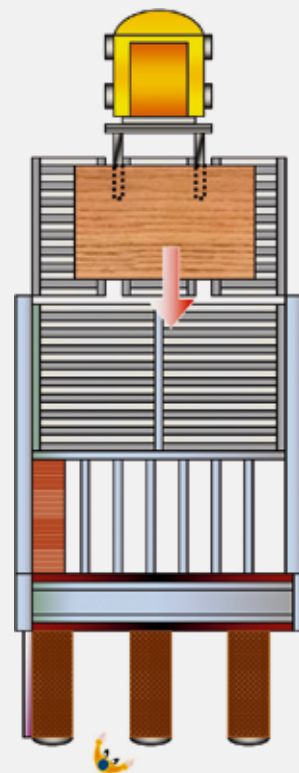
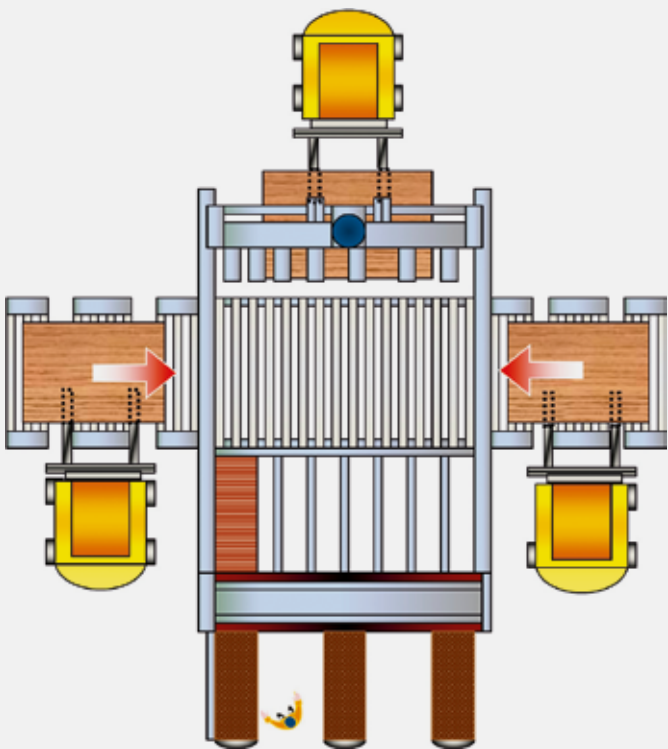

One or more preloading roller conveyors allow the endless running of the saw.

Loading and unloading systems of the “half stack” and the baseboard or pallet handling offer effective solutions to space and production needs.



Automatic head-cut management device: produce faster

A sturdy metallic frame holds up the panels stack during the rotation cycle. The main pusher automatically moves the panels stack from the loading rear table to the centre of the rotating table. The system automatically manages the cutting of the "Slave" section and the reintroduction and rotation of the "Master" section.



gabbiani g 2/gt 2

automatic loading of thin and delicate panels



**AUTOMATIC LOADING
SYSTEM OF THIN PANELS:
GABBIANI EXPERIENCE AT
CUSTOMER DISPOSAL**

Precise and **effective** device which ensures the automatic loading of thin panels with thickness ranging between 3 and 10 mm.

The device foresees the machine worktable with closure covers.


For the thin panels stack loading/unloading it is compulsory a support panel (25 mm minimum thickness).

The minimum panel stack which can be loaded and aligned is 15 mm.



Suction cup loading system: the perfect solution for panels with delicate coating

The suction cup loading system is integrated in the machine to guarantee minimum space requirements.



The suction device takes the single panel and puts it down in masked-time in the alignment station inside the machine.



gabbiani g 2/gt 2

integrated solutions

**flexstore el storage fully integrated in the beam saw:
optimising has never been so easy**

flexstore el is the SCM solution for the **needs of companies making items to order** with “just-in-time” production: processing orders quickly, keeping costs down and high quality and productivity standards.

flexstore el is the automatic storage system which is able to serve beam saws, guaranteeing precision, **high component quality** and great **reliability**.



The excellent materials management permits high productivity and flexible machining. Ensure:

- material savings thanks to management of material remaining after machining
- maximum flexibility for multi-function cells
- optimised material management in the production process: less space occupied, without compromising on efficiency
- reduced risk of damage to material thanks to the absence of sliding movements
- full traceability for batch 1 production with automatic labelling
- machines with integrated production process
- reduced order execution times



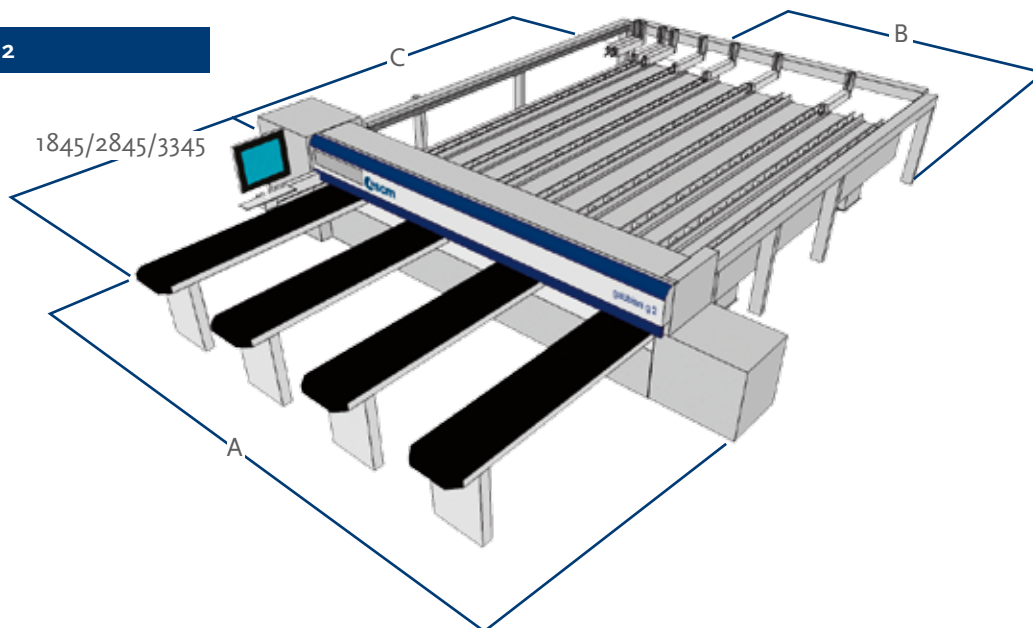
Secure and precise panel transfer.
The suction cup arm automatically adapts to the different lengths and widths of the panels to be picked up.



gabbiani g 2/gt 2

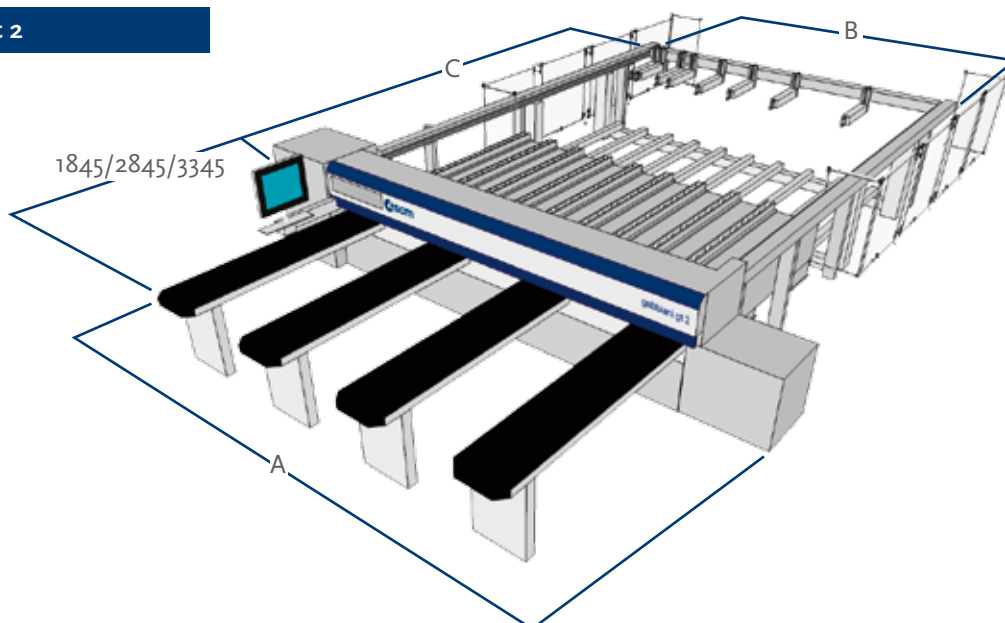
overall dimensions

gabbiani g 2



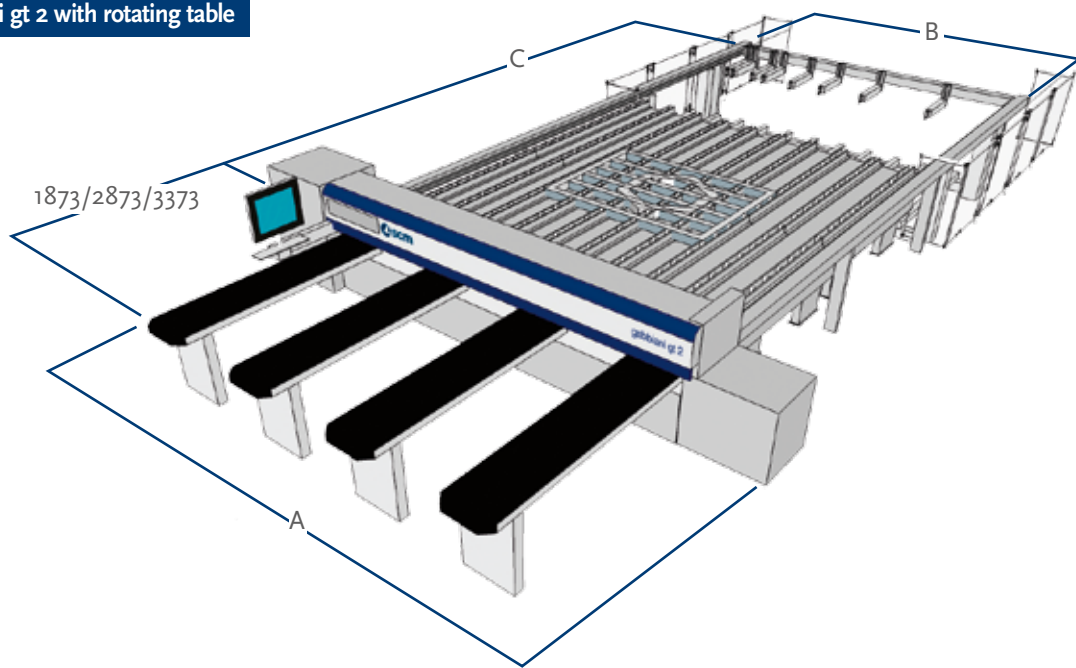
Cutting dimensions	A	B	C
3200 x 3200	5663	3761	4567
3800 x 3800	6263	4361	5279
4500 x 4300	6963	5061	5780

gabbiani gt 2



Cutting dimensions	A	B	C
3200 x 1850	5663	4513	6740
opt. 3200 x 2440	5663	4513	8100
3800 x 1850	6263	5113	6740
opt. 3800 x 2440	6263	5113	8100
4500 x 2440	6963	5813	8100

gabbiani gt 2 with rotating table



Cutting dimensions	A	B	C
3200 x 2440	5663	4513	10747
3800 x 2440	6400	5113	10747
4500 x 2440	7100	5813	10747



SAVENERGY

LOWER CONSUMPTION = LOWER COSTS

SavEnergy allows the use of **power only when it is required**, making things operate only when they are really necessary. It means the machine automatically enters “stand-by” mode when there are no panels to be machined at any particular time. Year saving up to 10% (optional).

Maximum noise levels measured according to the operating conditions established by EN 1870-13:2012
 Acoustic pressure in process 85 dbA (measured according to EN ISO 11202:2010, uncertainty K = 4 dB)
 Acoustic power in process 103 dbA (measured according to EN ISO 3746:2010, uncertainty K = 4 dB)
 Even if there is a correlation between above mentioned “conventional” noise emission values and average levels of personal exposure of operators over eight hours, these last also depend on the real operating conditions, duration of exposure, acoustic conditions of the working environment and presence of further noise sources, this means the number of machines and other adjacent processes.

THE STRONGEST WOOD ARE IN OUR DNA

SCM. A HERITAGE OF SKILLS IN A UNIQUE BRAND

Over 65 years of success gives SCM the centre stage in woodworking technology. This heritage results from bringing together the best know-how in machining and systems for wood-based manufacturing. SCM is present all over the world, brought to you by the widest distribution network in the industry.

65 years history

3 main production sites in Italy

300.000 square metres of production space

17.000 machines manufactured per year

90% export

20 foreign branches

350 agents and dealers

500 support technicians

500 registered patents

In SCM's DNA also strength and solidity of a great Group. The SCM Group is a world leader, manufacturing industrial

SCM GROUP, A HIGHLY SKILLED TEAM EXPERT IN INDUSTRIAL

INDUSTRIAL MACHINERY

Stand-alone machines, integrated systems and services dedicated to processing a wide range of materials.



WOODWORKING TECHNOLOGIES



TECHNOLOGIES FOR PROCESSING
COMPOSITE MATERIALS, ALUMINIUM,
PLASTIC, GLASS, STONE, METAL



The technical data can vary according to the requested machine composition. In this catalogue, machines are shown with options. The company reserves the right to modify technical specifications without prior notice; the modifications do not influence the safety foreseen by the CE Norms.

TECHNOLOGIES



equipment and components for machining the widest range of materials.

MACHINES AND COMPONENTS

INDUSTRIAL COMPONENTS

Technological components for the Group's machines and systems, for those of third-parties and the machinery industry.

HITECO

SPINDLES AND TECHNOLOGICAL
COMPONENTS

Les

ELECTRIC PANELS

steelmec

METALWORK

scmfonderie

CAST IRON

scm
woodworking technology

is more



SCM GROUP SPA

via Casale 450 - 47826 Villa Verucchio, Rimini - Italy
tel. +39 0541 674111 - fax +39 0541 674274
gabbiani@scmgroup.com
www.scmwood.com



00L0380033A