


Wadkin Model EKA SINGLE END TENONER

Leaflet No. 976/3
(British Standard Classification No. 81.11)



Renowned for reliability and accuracy used in hundreds
of woodworking shops throughout the world

SINGLE END TE

This machine has successfully met the test of day-to-day service under all working conditions in hundreds of woodworking shops in every part of the world. It is built to exacting standards which, coupled with sound practical design, explains why users everywhere are unanimous in endorsing its reliability, accuracy and output capacity.

DESCRIPTION

Horizontal Headstocks

The horizontal headstocks are each arranged with 5 h.p. built-in totally enclosed motors, guaranteed of ample size for the heaviest cuts. Experience with hundreds of machines in service has proved this to be the correct distribution of power for efficiency and maximum power factor with low running cost.

Both headstocks are mounted in vee slides and have independent adjustment, both vertically and horizontally, by handwheel and screw. Powerful locks are fitted.

If required, an attachment can be supplied for adjusting both heads together.

Headstocks are fitted with stops to prevent fouling each other and efficient guards are provided to both tenon heads.

Spindles revolve in heavy type ball-bearings in dust-proof housings.

Two 3 in cutterblocks are fitted to each head, enabling the cut to be distributed round the cutting circle. Spur cutters are fitted for giving a clean finish to the shoulders.

Vertical or Cope Heads

These heads are each attached to the main headstock slides and adjust with them, thus simplifying setting. In addition, they have vertical and horizontal adjustments by handwheel and screw.

A separate 2 h.p. motor is built into each head. The cutterblocks, which are of steel, have four dovetail slots. They are secured to 1¼ in diameter keyed spindles. By substituting a loose spindle and appropriate tools for the square cutterblock on bottom scribe only, a variety of joints such as double tenons, fork joints, can be worked.

Cut-off Saw

This unit is mounted at the rear of the machine out of the way of the operator. The motor is built into the main frame and forms a circular slide which adjusts horizontally by handwheel.

Saw is mounted directly on the 1 in diameter end of the motor spindle and is efficiently guarded.

Main Frame

The main frame carrying the headstocks is a robust casting designed to absorb all vibration when working at maximum capacity. It is mounted on a substantial base which also carries the table runways, which are secured by screws and accurately located by heavy dowel pins.

Control Gear

Housed inside the base in a dust-tight recess is the automatic contactor type control gear, operated by the push-buttons in the headstock. Control gear embodies full protective features.

Table

Table is on ball-bearing rollers for easy operation and designed to maintain perfect alignment with the cutter heads. Either two quick-acting lever clamps or eccentric type clamp can be supplied.

Table Fence

Table fence swivels to 45°; the 90° and 45° angles are positively located. Fence carries stop bar and adjustable turnover stop. Sliding bridge piece in table is fitted with a spring stop along its full length for working stock in multiples.

TENONER TYPE EKA

Some of the many operations that can be done on the Single End Tenoner EKA.



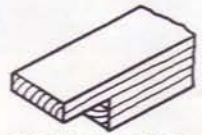
PLAIN TENON



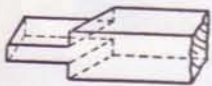
TENON WITH TOP
& BOTTOM SCRIBE




DOUBLE TENON




TEE HALVING JOINT



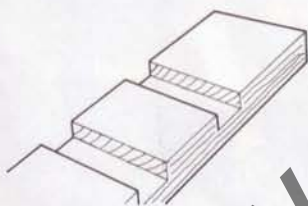
ANGULAR TENON



SASH CHECK RAIL



BWMA (EJMA) CORNER LOCK JOINT




TRENCHING, GROOVING, OR HOUSING



MODEL EKA SINGLE END TENONER

Eccentric Clamp

A quick-acting, rubber-faced eccentric clamp can be supplied. It provides a positive and safe grip for the stock when working in multiples.



SPECIFICATION

Will admit timber up to	610×150 mm	24 in×6 in
Will cut tenons at one operation	150 mm	6 in length
Will trench or groove up to	610 mm	24 in wide
Will cross cut up to	610 mm	24 in wide
Fence may be swivelled 45° for angular tenoning.		
Top cutterhead will rise 165 mm (6½ in) above the table.		
Will admit between table and cramps	180 mm	7 in deep
Will take 2235 mm (7 ft 4 in) between shoulder of tenons, using turnover stop on table.		
Size of table	1065×675 mm	42 in×26½ in
Height of table from floor	840 mm	33 in
Diameter of cutting-off saw	355 mm	14 in
Maximum diameter of cross-cut saw for fixing to top head	355 mm	14 in
Diameter of grooving heads	280 mm	11 in
Maximum width of grooving heads	100 mm	4 in
Motors on scribing heads and cut-off saws are 1.5kw (2 h.p.) at 3,000 rev/min for 50 Hertz and 3,600 rev/min for 60 Hertz.		
Motors on tenon heads are 3.7kw (5 h.p.) at 3,000 rev/min for 50 Hertz and 3,600 rev/min for 60 Hertz.		
Floor space	2360×2130 mm	93 in×84 in
Net weight with bottom scribing head	1400 kg	3,080 lb
Gross weight with bottom scribing head	1630 kg	3,580 lb
Net weight with top and bottom scribers and cut-off saw	1600 kg	3,520 lb
Gross weight with top and bottom scribers and cut-off saw	1830 kg	4,030 lb
Shipping measurements	5.6 m ³	200 ft ³



Wadkin Ltd.

Green Lane Works, Leicester, LE5 4PF, England
Telephone 0533 769111 Telex 34646 (Wadkin G)

and at York House, Empire Way, Wembley, Middx HA9 0PA
Telephone: 01-902 7714 (3 lines) Telex: 26220

As our policy is constantly to improve the design of Wadkin woodworking machinery, the details given in this leaflet are not to be regarded as binding.