


Wadkin



VERTICAL BANDSAWS


MODELS C5,6,7,8,9

WITH TILTING TABLES




- ❖ **Extra large tilting, precision ground tables**
- ❖ **Sealed for life bearings**
- ❖ **Poly-vee belt drive for prolonged belt life**
- ❖ **Ball bearing guides for improved blade control**
- ❖ **Long life urethane stretch-on tyres**
- ❖ **Efficient dust extraction**

A complete range of Wadkin vertical band saws designed for reliability and maintenance.



POLY-VEE BELT DRIVE

Gives improved power transmission. Longer belt life and requires less frequent adjustment.




BALL BEARING GUIDES

For accurate blade control, ease of adjustment, reduced blade fatigue and minimum maintenance with replaceable standard bearings. (Bottom guide optional extra).



MITRE FENCE *

For increased versatility. Crosscutting, mitring and compound bevelling are possible in conjunction with the tilting table.



SAW BLADE TENSION INDICATOR *

Conveniently placed for easy reading. Indicates correct tension, considerably reducing the risk of blade breakages.



FOOTBRAKE AND ELECTRICAL INTERLOCK *

For stopping the machine. And a safety feature in an emergency. Electrically interlocked to automatically cut power. Reduces the time involved in blade changing.



RIP FENCE *

The long deep face gives good stock support.

*Optional extras




UNIQUE TELESCOPIC GUARD *

The ultimate in safety and ease of operation. The blade is totally enclosed in the guard and the top guide is counterbalanced.


Set meet Right ac to cope w Extra large Bearings are Durable vee belt wheels as standar features to suit yo With first class m team cover the UK All Wadkin vertical are included thro Noise levels are w Efficient dust extra

A complete range of Wadkin vertical band saws designed for reliability and maintenance.



POLY-VEE BELT DRIVE

Gives improved power transmission. Longer belt life and requires less frequent adjustment.



BALL BEARING GUIDES

For accurate blade control, ease of adjustment, reduced blade fatigue and minimum maintenance with replaceable standard bearings. (Bottom guide optional extra).



MITRE FENCE *

For increased versatility. Crosscutting, mitring and compound bevelling are possible in conjunction with the tilting table.



SAW BLADE TENSION INDICATOR *

Conveniently placed for easy reading. Indicates correct tension, considerably reducing the risk of blade breakages.



FOOTBRAKE AND ELECTRICAL INTERLOCK *

For stopping the machine. And a safety feature in an emergency. Electrically interlocked to automatically cut power. Reduces the time involved in blade changing.



RIP FENCE *

The long deep face gives good stock support.

*Optional extras



UNIQUE TELESCOPIC GUARD *

The ultimate in safety and ease of operation. The blade is totally enclosed in the guard and the top guide is counterbalanced.


Set meet Right ac to cope w Extra large Bearings are Durable vee belt wheels as standar features to suit yo With first class m team cover the UK All Wadkin vertical are included thro Noise levels are w Efficient dust extra

bandsaws with tilting tables and minimal



URETHANE STRETCH-ON TYRES

Several times more durable than cork. No balancing is required and tyres can be changed in minutes. (Models C5, 6,7, & 8 only).



DISC WHEELS WITH RUBBER TYRES

Standard disc wheels for added safety. Rubber tyres for increased durability (Model C9 only).

ing new standards in quality and design, Wadkin vertical bandsaws
every operating requirement.
ross the range, all are engineered to the same high standard – powerful enough
ch the heaviest work loads.
tilting tables are precision ground with aluminium inserts.
ealed for life for minimal maintenance.
s are used throughout. All machines are fitted with telescopic blade guards and disc
d. There is a wide range of optional extras to choose from – you can specify extra
ur requirements.
achines you expect first class service. Backed by a fast spares supply, our service
and abroad, providing the finest service operation available.
bandsaws conform to the latest Health & Safety regulations. Features
hought to minimise operator accident or machine damage.
ell within prescribed limits.
ction ensures that machines remain dust free during operation.

Specifications

	C5		C6		C7	
Diameter of Wheels	500mm	19.7in	600mm	23.6in	700mm	27.5in
Width of Saw Blade (max)	25mm	1in	30mm	1.125in	40mm	1.6in
Length of Saw Blade (max)	4165mm	164in	4500mm	177in	5080mm	200in
(min)	4090mm	161in	4425mm	174in	4940mm	194in
Depth under Saw Guide	410mm	16in	470mm	18.5in	485mm	19in
Maximum cut width	480mm	19in	580mm	22.8in	680mm	26.75in
Speed of Motor. 50 Hz	3000rev/min		3000rev/min		3000rev/min	
60 Hz	3600rev/min		3600rev/min		3600rev/min	
Speed of Saw Blade	1500m/min		1500m/min		1500m/min	
	5000ft/min		5000ft/min		5000ft/min	
Power of Motor – standard	1.5kW	2hp	2.25kW	3hp	3kW	4hp
– optional	2.25kW	3hp	3kW	4hp	4kW	5.5hp
Size of table	500x700mm		600x830mm		765x1000mm	
	19.7x27.5in		23.6x32.7in		30x39in	
Height of table	850mm	33.5in	850mm	33.5in	900mm	35in
Table tilt (standard)	0-45°		0-45°		0-35°	
Floor space	550x890mm		600x1020mm		770x1340mm	
	21.7x35in		23.6x40.6in		30x52.7in	
Weight (approximately)	220kg	485lb	260kg	573lb	483kg	1064lb

	C8		C9	
Diameter of Wheels	800mm	31.5in	900mm	35.5in
Width of Saw Blade (max)	40mm	1.6in	45mm	1.8in
Length of Saw Blade (max)	5535mm	218in	6300mm	248in
(min)	5395mm	212in	6160mm	240in
Depth under Saw Guide	530mm	20.75in	600mm	23.5in
Maximum cut width	780mm	30.75in	88mm	34.75in
Speed of motor. 50 Hz	3000rev/min		3000rev/min	
60 Hz	3600rev/min		3600rev/min	
Speed of Saw Blade	1500m/min		1500m/min	
	5000ft/min		5000ft/min	
Power of motor – standard	4kW	5.5hp	5.5kW	7.5hp
– optional	5.5kW	7.5hp		
Size of table	765x1100mm		765x1200mm	
	30x43in		30x47in	
Height of table	955mm	37in	1000mm	39in
Table tilt (standard)	0-35°		0-35°	
Floor space	770x1340mm		770x1440mm	
	30x52.7in		30x56.7in	
Weight (approximately)	508kg	1120lb	533kg	1176lb

Setting new standards, Wadkin vertical bandsaws are designed to meet every operating requirement. Manufactured at a specialist factory the C-Series is a high quality range of machines produced at highly competitive prices.

Wadkin supplies a complete range of vertical band resaws with power feed. For details, please refer to our companion leaflets.



Wadkin Durham, Fence Houses, Houghton-le-Spring, Tyne & Wear, DH4 5RQ, England.
Telephone: (091) 385 2385. Telex: 53441 (Burdrm G). Fax: (091) 385 3311.

As our policy is constantly to improve the design, details given in this broadsheet are not to be regarded as binding.

A Division of Wadkin plc. A Member of the Thomas Robinson Group.
CLEVELAND COUNTY Council, England.