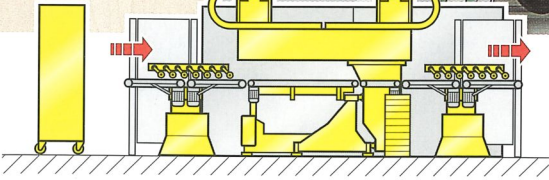





profi line BHT 800

Hochleistungsbearbeitungszentrum High Performance Machining Center High - End - CNC-Technologie

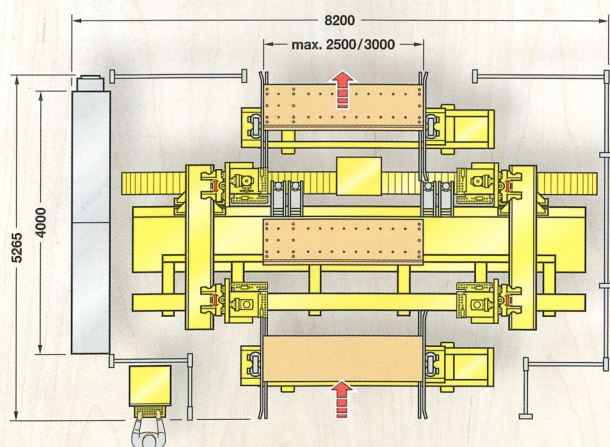
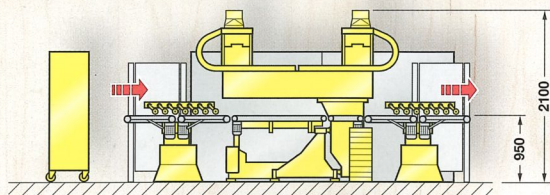


<ul style="list-style-type: none"> • Hohe Leistung • WEEKE Modulsystem 	<ul style="list-style-type: none"> → höhere Produktivität → Komplettbearbeitung 	<ul style="list-style-type: none"> = Ihr Gewinn = Ihre Fertigungssicherheit
<ul style="list-style-type: none"> • High performance • WEEKE modular system 	<ul style="list-style-type: none"> → higher productivity → complete processing 	<ul style="list-style-type: none"> = Your profit = Your manufacturing safety ✓

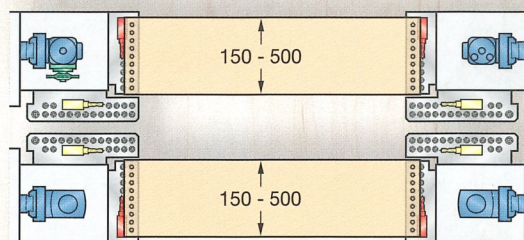




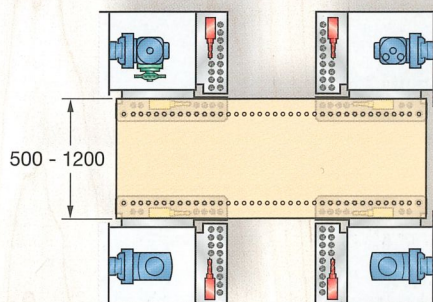
Aufstellplan / Set-up plan



Doppelbearbeitung / Two field operation



Einzelbearbeitung / Single field operation



TECHNISCHE DATEN/TECHNICAL DATA BHT 800

Werkstück/Workpiece:		
Länge/Length	mm	250 - 2500
Breite/Width	mm	150 - 1200
Stärke/Thickness	mm	12 - 45
Verfahrgeschwindigkeit/ X - Y - Z - Achse	m/min	80/80/20
Positioning Speed		
X - Y - Z - axis	m/min	80/80/20
Transportgeschwindigkeit/ Transport speed	m/min	120

Technische Änderungen und Weiterentwicklungen vorbehalten.
 Maschinenfotos zeigen auch Optionen, die nicht zur Standardausführung gehören.
 Subject to technical changes and further developments without notification.
 Machine photos also show options which do not pertain to the standard machine configuration.