


The flexible cross-cutting system for progressive woodworking companies




WEINIG OptiCut S 50+ from the DimterLine: The modular system

Performance, flexibility and maximum safety:

These features have always been characteristic for the OptiCut S 50. Moreover, the follow-up model of the revolutionary machine design offers universal applications for small and medium-sized companies. The modular design offers a perfect fit to your needs to give you the necessary flexibility for future extensions. This pushfeed saw is the right choice wherever packets or individual boards are cut in large quantities. Thanks to the optimized cutting process you can cut up to four times more than with a manual chop saw. The best thing about it? Your production remains highly efficient combined with a maximum yield. There is a lot of potential for increasing productivity, profit and added value in length cutting.

In addition to solid wood, many other materials can be processed, e.g. synthetics, aluminium or wood composites and a variety of profile shapes. No problem for the automatic OptiCut S 50+ ! Even inconvenient or heavy pieces can be handled without making time consuming pre-settings.



Efficient working – Cross-conveying directly after the cut

The perfect solution for 1-man-operation. The finished parts are lying next to each other in the cut sequence at the outfeed of the saw. This means very short distances for the operator to carry out destacking (e.g. while the machine is treating the next workpiece).

Universal access to the high-performance class of pushfeed saws



Simply unbeatable – Infeed and outfeed table

Get into the world of full optimization at low cost. The OptiCut S 50+ with its infeed and outfeed table forms the basis for any other module. For an optimum cutting process various options are available to further increase the performance of your cutting line.


Maximum flexibility and performance – Cross-feeding with buffer function

The cross-conveyor with catch series automates not only the feeding process, but also increases the performance. Several buffer stations free up time for the operator for other work or tasks while the saw is processing the material out of the buffer.



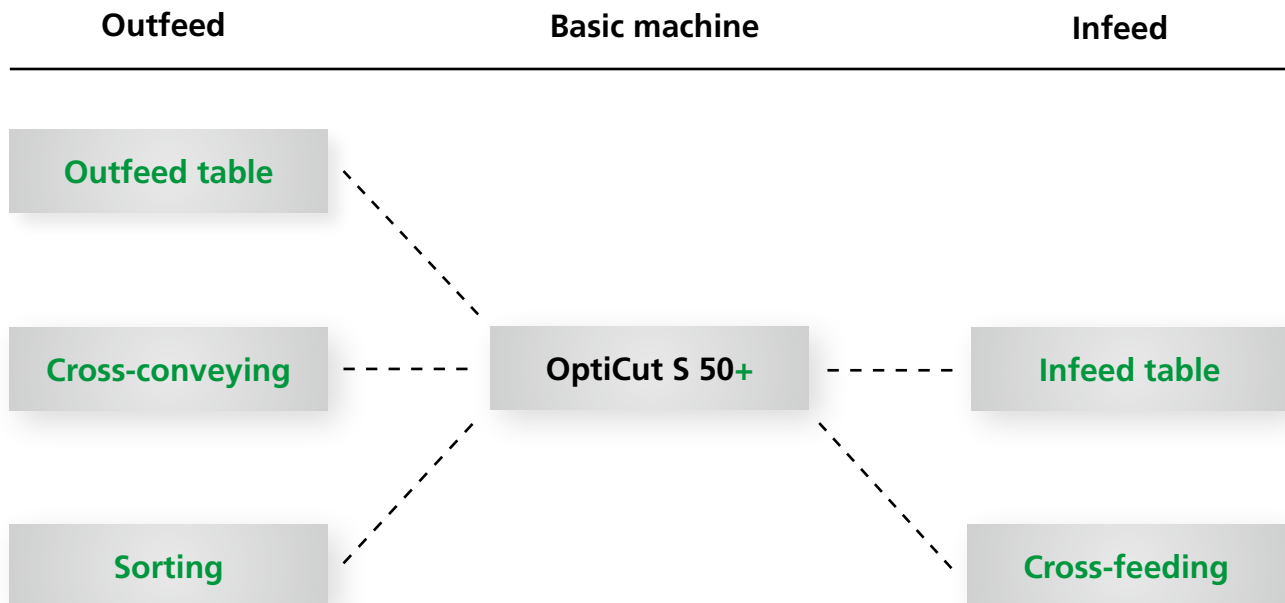
Highest productivity – Automatic sorting

Optionally equipping the machine with automatic sorting increases productivity while reducing unit costs. Sorting can be done either by fixed length, grade or job.



The WEINIG DIMTER modular system +

Our Concept. Your individual machine.



OptiCut S 50+ : Entering into profitable and powerful cross-cutting

- High flexibility from batch size 1
- Reduced costs per piece due to 1-man-operation
- Up to four times higher performance compared to a manual cross-cut saw
- Easily upgradeable towards a complete cutting line
- Automatic, intelligent waste removal
- Maximum timber yield thanks to optimization
- Manual cutting function at the push of a button
- Extremely easy to handle
- Mainly maintenance-free
- Highest working safety standards

Technical data OptiCut S 50+


Max. ingoing length	6500 mm
Max. cutting range	300 mm x 100 mm / (220 mm x 120 mm) (300 mm x 60 mm)
Max. weight of workpiece	60 kg
Max. traversing speed	60 m/min
Positioning accuracy	+/- 0.5 mm
Nominal power of saw motor	5.5 kW / (7.5 kW)

Subject to technical modifications. The information and illustrations in this brochure also include extras which are not part of the standard package. Protective coverings may have been removed for purposes of photography.

(*) option


Highest added value

Always the least amount of waste or the highest value. Full optimization not only guarantees the optimum utilization of the raw material, but also takes into account the defect and grade marks. The laser photoeye required for full optimization is mounted on the underside of the swivelling pusher.



Comfortable workpiece clamping

The optional clamping device consists of a lateral guiding device and a pressure roller. The lateral guide guarantees alignment and clamping of the pieces in order to ensure a perfect cut. Behind the saw blade, the workpiece is pushed against the fence by a swivelling lateral pressure roller which ensures an exact angularity even for the last cuts.



Marking of the parts

Whether for in-house parts tracking, safe identification in production or as quality labeling - marking by retrofittable ink-jet printer (automatic) or label printer (manual) is perfectly integrated in the flow of the OptiCut S 50+.



Waste flap before cross-conveying

Waste pieces are reliably discharged directly after cutting by means of the waste flap. This prevents time-consuming separation between good and waste parts which helps to increase output and to reduce non-productive times. The waste flap is pneumatically controlled.



OPTICUT S 50+



WEINIG

WEINIG GROUP

sales@weinig.com
www.weinig.com