



BMS
Holland

Edge sanding machines

The edge sanding machines KS of the BMS Holland delivery program are strong and steady machines. Different models are possible : with oscillating sanding belt, fixed or tiltable sanding unit, reinforced model or with folding device for sanding veneered edges.



Measurements, weights and construction changes are subject to reserve.

BMS
Holland


by

 **BOERE**

Boere Machinefabriek BV
P.O. Box 8, 2740 AA
Brugweg 121, 2741 LA
Waddinxveen, Holland
Phone: 0031.182.614400
Fax: 0031.182.618349
E-mail: info@boere.nl
Internet: www.boere.com

 **BOERE**

Edge sanding machines KS



Edge sanding machine KS-150/200


Steady edge sanding machine with oscillating sanding belt for sanding of wooden, metal, plastic and glass edges.

Important features :

- Sanding unit tiltable from 0° up to 45° by means of adjustment handle and degree graduation
- Adjustable angle stop
- Manually adjustable table height and depth for full use of the sanding belt
- End sanding device with tiltable end table for sanding curved workpieces

Technical details

Sanding belt length	: 2600 mm/3000 mm
Sanding belt width	: 150 mm/200 mm
Table dimensions	: 930 x 300 mm/1000 x 300 mm
Sanding belt motor	: 3 HP (2,2 kW)/4 HP (3,0 kW)
Oscillation motor	: 0,25 HP (0,18 kW)
Pulleys	: Ø 120 mm
Diameter exhaust hood	: Ø 140 mm
Weight	: approx. 270 kg/300 kg
Dimensions	: approx. 170 x 80 cm/190 x 90 cm



Edge sanding machine KS-200 with fixed sanding unit

A heavy and steady edge sanding machine with oscillating sanding belt, reinforced sanding belt motor and fixed sanding unit.

Important features :

- Fixed sanding unit
- Fixed angle stop
- Manually adjustable table height for full use of the sanding belt
- End sanding device with tiltable end table for sanding curved workpieces

Technical details

Sanding belt length	: 3500 mm
Sanding belt width	: 200 mm
Table dimensions	: 1300 x 500 mm
Sanding belt motor	: 5,5 HP (4,0 kW)
Oscillation motor	: 0,25 HP (0,18 kW)
Pulleys	: Ø 120 mm
Diameter exhaust hood	: Ø 140 mm
Weight	: approx. 320 kg
Dimensions	: approx. 170 x 80 cm



Edge sanding machine KS-150/200 for sanding veneered and solid wooden edges


This machine is the same as the KS-150/200. However in addition, it is possible to sand veneered edges by means of the veneer edge folding sanding device.

Important features :

- Sanding unit tiltable from 0° up to 45° by means of hand wheel and degree graduation
- Adjustable angle stop
- Manually adjustable table height and depth for full use of the sanding belt
- End sanding device with tiltable end table for sanding curved workpieces
- Folding sanding device with fine adjustment for sanding veneered edges
- Sanding pad can be used at 3 sides

Technical details

Sanding belt length	: 2600 mm/3000 mm
Sanding belt width	: 150 mm/200 mm
Table dimensions	: 930 x 350 mm/1000 x 350 mm
Sanding belt motor	: 3 HP (2,2 kW)/4 HP (3,0 kW)
Oscillation motor	: 0,25 HP (0,18 kW)
Pulleys	: Ø 120 mm
Diameter exhaust hood	: Ø 140 mm
Weight	: approx. 270 kg/300 kg
Dimensions	: approx. 170 x 80 cm/190 x 90 cm



Two-sided edge sanding machine KS-150/200 for sanding veneered and solid wooden edges

This edge sanding machine can be used at both sides, one side for sanding solid wooden edges or other materials, the other side for sanding veneered edges.

Important features :


- Adjustable (angle) stops
- Manually adjustable table height and depth for full use of the sanding belt
- End sanding device with tiltable end table for sanding curved workpieces
- Fine adjustment for sanding veneered workpieces
- Swivelling control panel

Technical details

Sanding belt length	: 3000 mm
Sanding belt width	: 150 mm/200 mm
Table dimensions	: 1000 x 300 mm
Sanding belt motor	: 4 HP (3,0 kW)
Oscillation motor	: 0,25 HP (0,18 kW)
Diameter exhaust hood	: Ø 160 mm
Weight	: approx. 400 kg
Dimensions	: approx. 200 x 100 cm




Control panel




Sanding pad for sanding veneered edges



Graduation and hand wheel for adjusting the sanding unit under an angle



Tiltable end table for sanding curved workpieces



Raised folding sanding device