


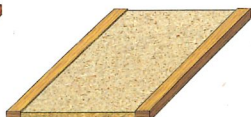
Wide Belt Sanding Machines Optimat STO 111-313



Bütfering STO 111-313




Frames



Calibrating solid edges



Glued up panels

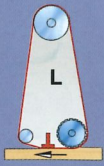


Solid wood components



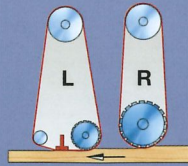
Veneer sanding with
air cushion pad

Calibrating and Fine Sanding with 1 to 3 Heads



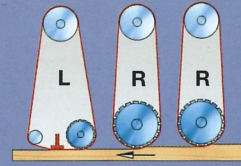
STO 109 L* / 111 L / 113 L

- Precise calibrating with the contact roller
- Sanding of solid wood:
 - 1st pass with contact roller
 - 2nd pass with air cushion pad
- Sanding of veneered workpieces with air cushion pad only



STO 209 RL* / 211 RL / 213 RL


- Precise calibrating with one or two contact rollers
- Sanding of solid wood with 2 heads in one pass with a choice of using a contact roller or air cushion pad within the 2nd head
- Sanding of veneered workpieces in one or two passes with air cushion pad only




STO 313 RRL

- Precise calibrating using contact rollers
- Sanding of solid wood with 3 heads in one pass with a choice of using a contact roller or air cushion pad within the last head
- Sanding of veneered workpieces in one or two passes with air cushion pad in last head only

* upon request




Control panel



Rubberised conveyor belt drive drum

Conveyor table supported on four double supported spindles 5 Ton jack screws



Automatic conveyor belt tracking

Easy regulation of the sanding pressure within the air cushion pad




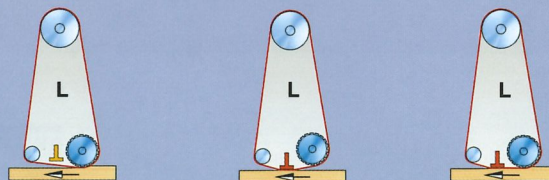
Mode 1
Calibrating with the contact roller lowered



Mode 2
Fine sanding with the sanding pad




Mode 3
Combi-sanding with both contact roller and sanding pad



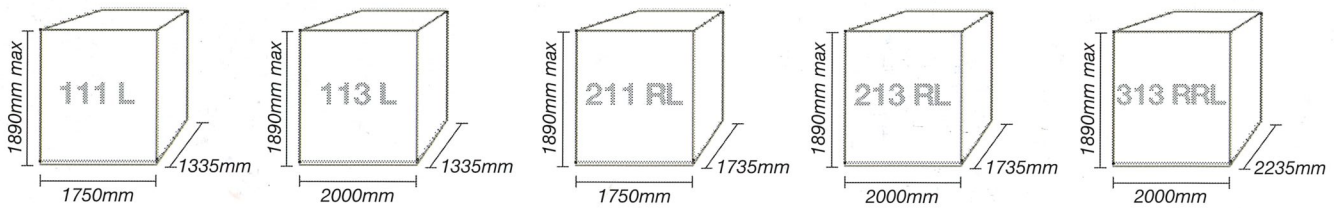
Other standard features:

- Automatic workpiece thickness setting with joystick control
- Indexing button for precise stock removal adjustment
- Machine ready indicator lights
- Feed table with high quality natural rubber belt
- Electrical braking system on all heads
- Electronic abrasive belt tracking
- Storage area for sanding inserts
- Overthickness protection device



STO Technical Data

Model		111 L	113 L	211 RL	213 RL	313 RRL
Number of heads		1	1	2	2	3
Working width	mm	1100	1350	1100	1350	1350
Abrasive belt width	mm	1120	1370	1120	1370	1370
Abrasive belt length	mm	1900	1900	1900	1900	1900
Workpiece thickness min.-max.	mm	3 - 150	3 - 150	3 - 150	3 - 150	3 - 150
Drive motors Head 1	KW	15	15	15	18.5	22
Head 2	KW			15	15	18.5
Head 3	KW					11
Cutting speeds	m/sec.	18	18	18 + 18	18 + 18	18 + 18 + 9
Feed motor	KW	0.75	0.75	1.0	1.0	1.5
Feed speed	m/min	4 + 8	4 + 8	4 + 8	4 + 8	2.5 - 13
Compressed air	bar	6	6	6	6	6
Compr. air consumption max.	L/min.	10	10	20	20	30
Air-jet belt blower	L/min.					550
Extraction capacity approx.	m³/h	1800	2000	3600	4000	6000
Air speed	m/sec.	20	20	20	20	20
Length	mm	1335	1335	1735	1735	2235
Width	mm	1750	2000	1750	2000	2000
Height	mm	1890	1890	1890	1890	1890
Total connected load	KW	17	17	32	36	55
Weight	kg	1500	1800	2300	2600	3400



A Company of the Homag Group



Bütfering
 Schleiftechnik GmbH
 Stromberger Straße 170
 D-59269 Beckum
 Telefon ++49 - 25 21 - 842 - 0
 Telefax ++49 - 25 21 - 842 - 67
 Internet: www.buetfering.de
 e-Mail: info@buetfering.de