



# FINGER-JOINT FINGER-JOINT LINE



C.M. MACCHINE realizza macchine su SPECIFICA RICHIESTA DEL CLIENTE. - C.M. MACCHINE manufactures machines on CUSTOMER REQUEST.

## FINGER-JOINT AUTOMATICI E SEMI-AUTOMATICI


*AUTOMATIC AND SEMI-AUTOMATIC FINGER-JOINT  
JOINTEUSE IN CONTINU ET SEMI-AUTOMATIQUE  
AUTOMATISCHE UND HALB-AUTOMATIK KEILZINKENANLAGE  
FINGER JOINT Y AUTOMÁTICA SEMIAUTOMÁTICO*



ECO-LOGIC  
GIUNTATRICE  
FINGER-JOINT  
JOINTEUSE  
KEILZINKENMASCHINE  
ENSAMBLADORA



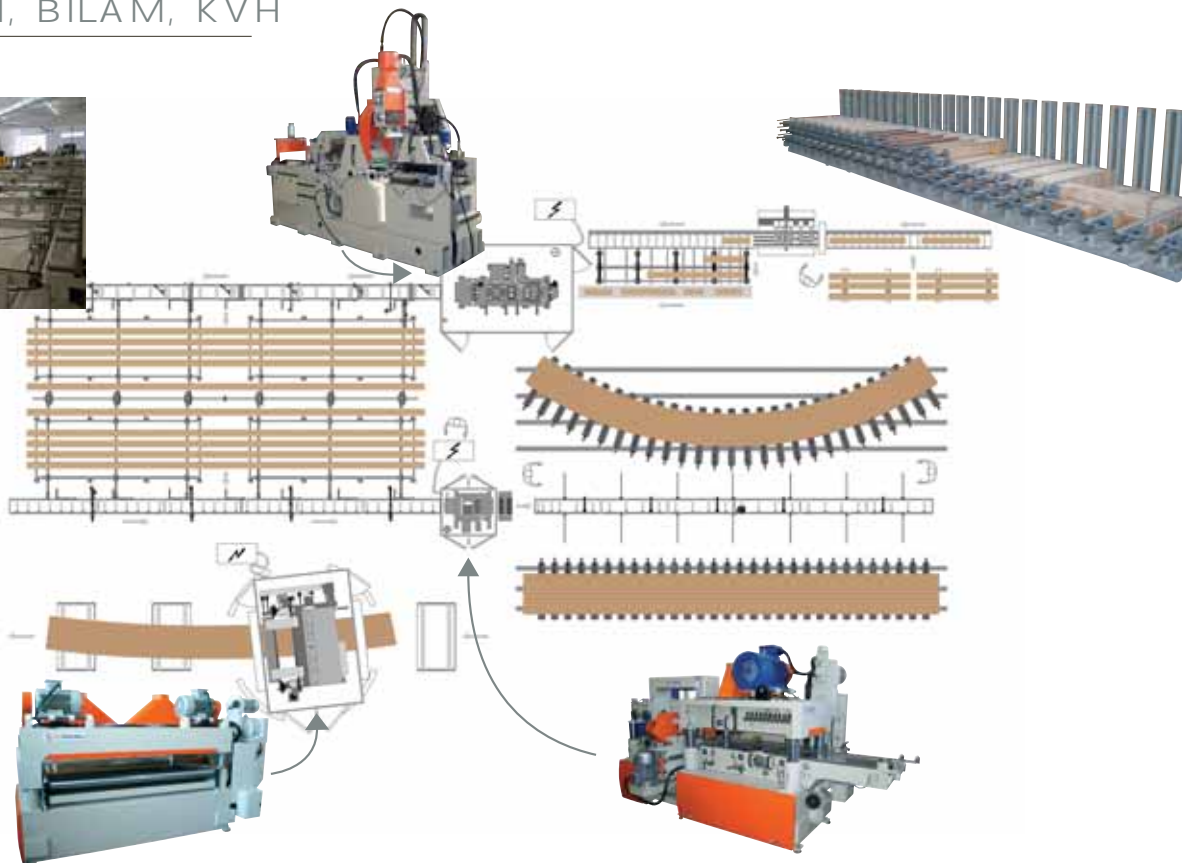
HPX-O  
HPX-V



STM 1400 - 2000  
STRETTOIO PER TRAVI LAMELLARI  
PRESS UNIT FOR LAMINATED BEAMS  
PRESSE POUR POUTRE LAMELLE  
SPANPRESSE  
PRENSA POR VIGAS LAMINADAS

## IMPIANTI AUTOMATICI COMPLETI PER TRAVI LAMELLARI, BILAM, KVH

*COMPLETE AUTOMATIC PLANTS FOR LAMINATED BEAMS, BILAM AND KVH  
АВТОМАТИЗИРОВАННЫЕ ЛИНИИ ПО ПРОИЗВОДСТВУ КЛЕЕННОГО  
КОНСТРУКЦИОННОГО БРУСА BILAM, KVH*





## LEVIGATRICI SANDING LINE

## LINEA PAVIMENTI FLOOR LINE

C.M. MACCHINE realizza macchine su SPECIFICA RICHIESTA DEL CLIENTE. - C.M. MACCHINE manufactures machines on CUSTOMER REQUEST.

### LEVIGATRICI A NASTRO

BELT SANDER FOR WOOD BEAMS  
ШЛИФОВАЛЬНЫЙ СТАНОК




SAND 4 2-4 LATI mm. 600x300 h.  
mm. 600x600 h.



### SCOLPITRICI

CARVING MACHINE  
СТАНОК ДЛЯ СТАРЕНИЯ  
ДРЕВЕСИНЫ



SKAUT



### FRESATRICE TRASVERSALE

AUTOMATIC TRANSVERSAL  
MILLING MACHINE  
FOR PARQUET



FT 400





MACCHINE PER LA LAVORAZIONE DEL LEGNO - WOODWORKING MACHINERY



# *LA PRODUZIONE CM MACCHINE*

THE CM MACHINE PRODUCTION

[www.cmmachine.com](http://www.cmmachine.com)



# PIALLATRICI PLANERS



C.M. MACCHINE realizza macchine su SPECIFICA RICHIESTA DEL CLIENTE. - C.M. MACCHINE manufactures machines on CUSTOMER REQUEST.

## PIALLATRICI 4 LATI


4-SIDE PLANERS - RABOTEUSE - HOBELMACHINEN  
CEPILLADORAS 4 CARAS - СТРОГАЛЬНЫЕ СТАНКИ



BASIC 400  
mm 400x300 h.



KOMPAT 600  
mm 600x300 h.



KOMPAT 600 FSTM  
mm 600x300 h.



KOMPAT FSM CON ALBERO MULTILAME



GRUPPO PREPIALLA  
PRE-PLANING UNIT



KSA STANDARD  
mm 600x300 h.



KSA 300 - 600 HYDRO DA 60 A 120 MT/MIN.  
mm 300/600x300 h.



DISPOSITIVO SPIGOLATORI CON COPIATORE  
AUTOMATIC CHAMFER RING (WITH COPIO)



GRUPPO 5° ALBERO SEMIUNIVERSALE  
5° SEMI-UNIVERSAL SPINDLE UNIT



KSA 1000 - 1300 - 1600  
mm 1000/1300/1600x300 h.



KSA 2200  
mm 2200x300 h.



GRUPPO 5° ALBERO INFERIORE O SUPERIORE  
5° TOP OR BOTTOM SPINDLE UNIT



# RUSTICATRICI RUSTIC-TOUCH BRUSHING AND POLISHING MACHINES



C.M. MACCHINE realizza macchine su SPECIFICA RICHIESTA DEL CLIENTE. - C.M. MACCHINE manufactures machines on CUSTOMER REQUEST.

## RUSTICATRICI SPAZZOLATRICI 1 LATO

1 SIDE RUSTIC-TOUCH BRUSHING AND POLISHING MACHINES  
BROSSEUSE - 1 SEITE BÜRSTMACHINEN - RUSTICADORAS 1 CARAS  
СТАНКИ ДЛЯ СТАРЕНИЯ ДРЕВЕСИНЫ И ШЛИФОВАЛЬНЫЕ СТАНКИ



MID 400  
mm 400x300 h. - n° 3 spazzole/brushes



MID 600 T  
mm 600x300 h. - n° 5 spazzole/brushes  
(3 side rustic-touch)



GRUPPO PER SPIGOLO RUSTICO  
(PER RUSTICATRICI MOD. ROS 600-2-3-4)  
GROUP FOR RUSTIC EDGE  
(FOR BRUSHING MACHINES MODEL ROS 600-2-3-4)



PRIMA - BEFORE



ROS 600 - 2  
mm 600x500 h. - n° 2 spazzole/brushes



ROS 600 - 3  
mm 600x500 h. - n° 3 spazzole/brushes



ROS 600 - 4  
mm 600x500 h. - n° 4 spazzole/brushes



DOPO - AFTER



## RUSTICATRICI SPAZZOLATRICI 3 LATI

3 SIDE RUSTIC-TOUCH BRUSHING AND POLISHING MACHINES  
BROSSEUSE - 3 SEITE BÜRSTMACHINEN - RUSTICADORAS 3 CARAS  
СТАНКИ ДЛЯ СТАРЕНИЯ ДРЕВЕСИНЫ И ШЛИФОВАЛЬНЫЕ СТАНКИ



BIG 25-6 (n° 6 spazzole/brushes)  
BIG 40-3 (n° 3 spazzole/brushes)  
mm 400x600 h.



BIG 25-6 RUSTIFLEX  
BIG 40-3 RUSTIFLEX  
mm 400x600 h.



BIG 25-14 7 LATI



## SPIGOLATRICI



RUSTIFLEX CENTRO SPIGOLATURA  
KANTENBEARBEITUNGSMACHINEN





# IMPREGNATRICI IMPREGNATING MACHINES



C.M. MACCHINE realizza macchine su SPECIFICA RICHIESTA DEL CLIENTE. - C.M. MACCHINE manufactures machines on CUSTOMER REQUEST.

## IMPREGNATRICI

IMPREGNATING MACHINES - MACHINES À IMPRÉGNER  
IMPRÄGNIERMASCHINEN - IMPREGNADORAS  
СТАНКИ ДЛЯ ПРОПИТКИ-ПОКРАСКИ



TIN SPECIAL  
mm 300x200 h. - n° 8 spazzole/brushes



TIN-EVO 300  
mm 300x300 h. - n° 10 spazzole/brushes




TIN-EVO 450  
mm 300x450 h. - n° 10 spazzole/brushes



TIN-EVO 600  
mm 450x600 h. - n° 10 spazzole/brushes



TIN-EVO 800  
mm 450x800 h. - n° 10 spazzole/brushes




DISPOSITIVO TC: dispositivo a copiare per teste applicabile  
mod. TIN-EVO 300-450-600-800  
DEVICE TC: device to copy for heads applicable  
on mod. TIN-EVO 300-450-600-800



BIO-LOGIC - CHIARIFICATORE (L 115)  
BIO-LOGIC - WATER CLARIFIER (L 115)



BIO-LOGIC - CHIARIFICATORE (L 200)  
BIO-LOGIC - WATER CLARIFIER (L 200)  
BIO-LOGIC - CLARIFICATEUR (L 200)  
BIO-LOGIC - WASSER KLÄRER (L 200)  
BIO-LOGIC - CLARIFICATOR (L 200)



RULLIERA MOTORIZZATA CON SCARICO AUTOMATICO  
MOTORIZED ROLLERWAY WITH AUT. UNLOADING  
VOÏE À ROULEAUX MOTORISÉ AVEC BOUTON-PRESSION DÉCHARGE  
MOTORISIERTE ROLLERBAHN MIT AUT. ENTLADUNG  
RODILLOS MOTORIZADO CON DESCARGA CORCHETE AUTOMATICO



DISPLAY TOUCH SCREEN

