


CROSS-CUT SAWS – OPTIMIZING SYSTEMS – LOAD/UNLOAD AUTOMATIONS

SPECIAL
CROSS-CUT SAW
series

TRV 1200L
TRV 1600L

For
LATERAL STRIPS FROM
MULTI-RIP SAW •
SLABS FROM BAND SAW •
FIREWOOD •

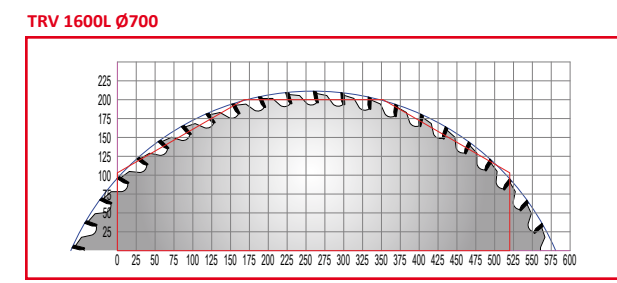
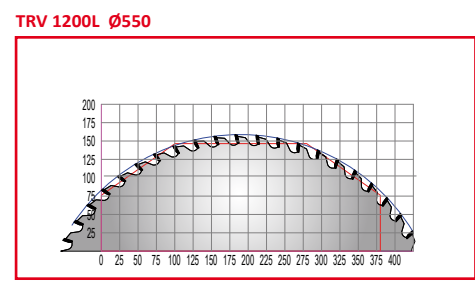


The manufacturer reserves the right to make changes without prior notice. This brochure cancels and replaces the previous ones

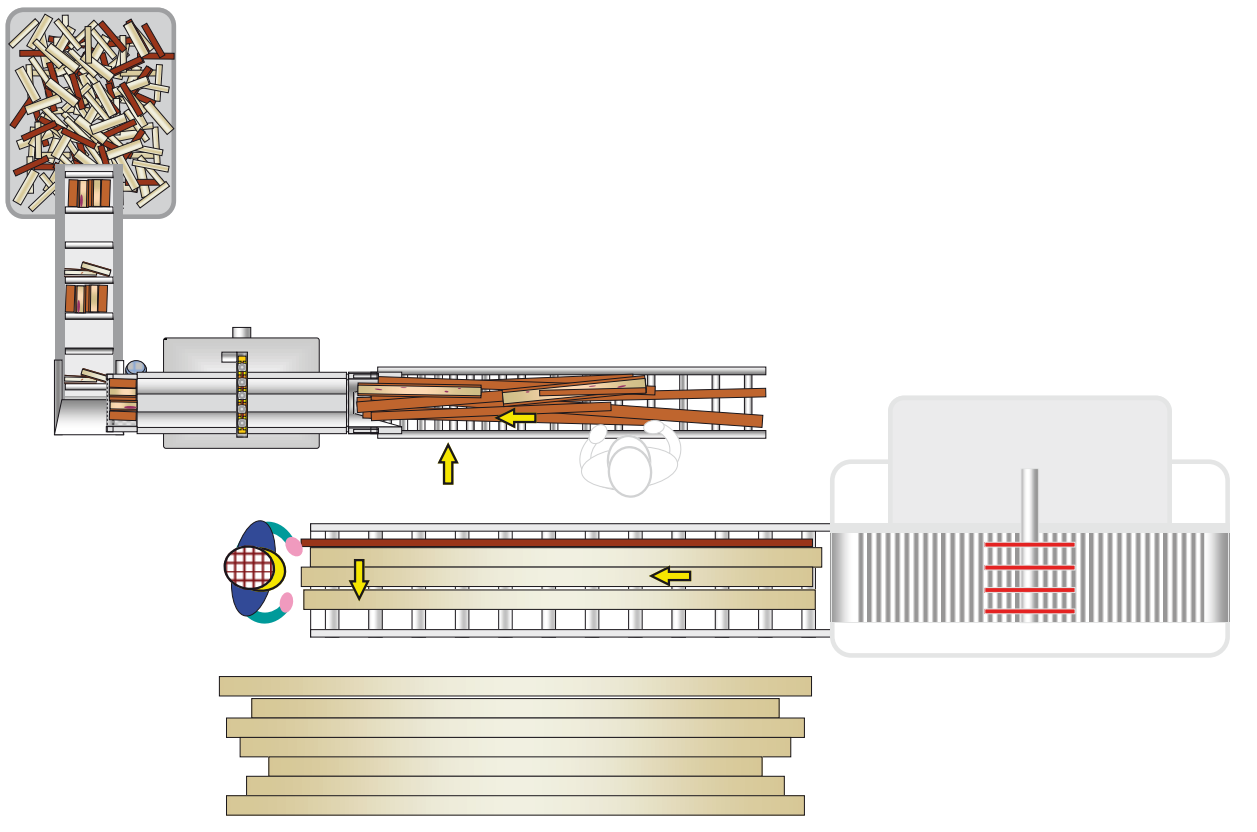


Standard technical data

Model	Power (kW)	Blade mm.	Working height surface mm.	Dust outlet Ø mm.	Compressed air consumption nl/min.	Average noise level on operator DBA	Max. forward speed mt./min.	Cutting height on the guide H mm.
TRV 1200L 550	4	Ø 500 Ø 35 Z/120	900 ±20	140 + 100	320	< 80	5 +50 variable	70
TRV 1600L 700	11	Ø 700 Ø 40 Z/80	950 ±20	140 + 100	520	< 80	5 +50 variable	95



Example of installation with multi-rip saw



Agent

www.cursal.com - info@cursal.com

Cursal s.r.l. via Bradolini, 38/a - 31020 San Fior (TV) Italy
tel. +39 0438 400963 - fax +39 0438 401851



In solid wood field, the massive quantity of lateral waste strips from the multi rip saw or slabs from the band saw become a problem: normally they need to be stacked, transported and stored.

Cursal since a lot of years has been developing a range of dedicated crosscut saws to be placed in line with other machineries. They are suitable for cutting to size the wastes of the production, automatically discharging them in boxes or sending them to the grinder.

These professional lines are studied for resisting to extreme treatment:

- > pieces can be loaded "by fall down" without damaging the belt conveyors.
- > pieces can be loaded overlapping randomly without paying attention (a normal cutting system would stop working immediately in the described conditions).

The high speed of this machine allows application in companies principally engaged in the production of firewood. It is available in 3 sizes with blades $\varnothing 500$ to $\varnothing 700$ mm.



Safety standards for the entire range of the TRV 1200L – TRV 1600L

- Wooden strips and wastes are loaded randomly on a low wear belt conveyor, damped on the bottom side, to avoid damaged caused by the sharp edges of the wastes
- A system of clamps, which work independently, allow to process overlapped pieces different in thickness and shape

- a) Access door to parts in motion, that is protected by safety micro switch with forced opening. Unique lead covered key, that cannot be copied on the market
- b) Protection tunnel equipped with safety microswitch with lead covered key, against forced removal
- c) Blade motor with rapid shutdown (less than 10 sec.)
- d) Thick casing to protect the blade for total blocking any splinters
- e) Drop air lubricator. Keeps the oil from nebulizing in breathable air.