


J-40

Multiple-Spindle Combination Boring Machine



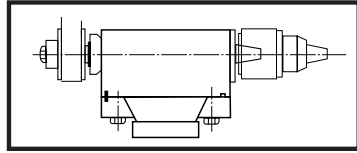
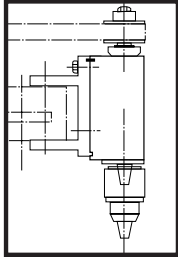
**WITH HYDRAULIC POWER UNIT,
SUITABLE FOR AUTOMATIC FEED DEVICE**

DOUCET MACHINERIES INC.

ISO 9001

www.hoechsmann.com

DOUCET



The **J-40 Combined Vertical and Horizontal Boring Machine** is equipped with a fixed but adjustable table. For vertical boring, heads with spindles move up and down, while for horizontal boring, the spindle carriage moves back and forth.

Since the table is fixed, vertical and horizontal boring can be done alternatively or simultaneously and/or the machine can be equipped with an automatic feeding device. Also, either the horizontal or vertical boring can be programmed to remain idle. As an option, the J-40 can be equipped with individual boring units mounted at one end of the table.

The J-40 is available in 4, 5, 6, 8, or 10 foot width.



MODEL J-40

SPECIFICATIONS (4 foot model)

BORING	VERTICAL	HORIZONTAL
TABLE DIMENSIONS	▶ 24" x 48"	n/a
STROKE	▶ up to 8" stroke	up to 6" stroke
BORING AREA	▶ 24" X 48"	6" X 48"
FEED SPEED	▶ variable	variable
NUMBER OF SPINDLES	▶ as required	as required
SPINDLE MOUNTING	▶ on arms, dovetail beam or template	on a dovetail beam
SPINDLE	▶ 1½" in diameter with spring collet for ½" shank	
SPINDLE SPEED	▶ 2300 RPM	
SPINDLE MOTOR(S)	▶ 1 HP, 208/220/440/575 volts, 3 Ph., 60 cycles	
NUMBER OF MOTORS	▶ quantity as required (depends on the size of the machine)	
GUARD	▶ clear plastic guard and individual guards on vertical spindles	
DIMENSIONS	▶ height 72", width 54", depth 60"	
WEIGHT	▶ approximate net weight: 4500 lbs. - approximate shipping weight: 5000 lbs.	

OPTIONAL FEATURES

DIMENSIONS	▶ 60", 72", 84", 96" or 120" table width
SPINDLE	▶ 2" in diameter with spring collet for ½" shank ▶ 1½" or 2" in diameter with Jacobs chuck ½" capacity ▶ 1½" or 2" in diameter with set screw for ½" shank ▶ 1½" or 2" in diameter for 7/8" X 14 threaded shank
MOTOR	▶ 1.5, 2 HP, 208/220/440/575 volts, 3 Ph., 60 cycles ▶ 110/220 volts single phase
HOLD DOWNS	▶ 2 air-operated for horizontal, 3 spring-loaded with arms for vertical
IDLER	▶ pulley (vertical and horizontal)
DOVETAIL	▶ dovetail beam and cross arms (vertical boring only)
TEMPLATE	▶ upon request
CLUSTER	▶ 2, 3, 4, 5 or more spindles or 32 mm center in line

Distributed by:

DOUCET MACHINERIES INC
ISO 9001

340, 6th Street
Daveluyville, Quebec, Canada G0Z 1C0
Tel.: (819) 367-2633 / Fax : (819) 367-2100
info@doucetinc.com

Visit our website at www.doucetinc.com
www.hoechsmann.com