

MU 3 / MU 3-D

Manual Dovetail Routing Machine



Transportable and adaptable bench-top machine, to rout a single dovetail slot with each machine cycle for Hoffmann Keys sizes W-0/-1/-2/-3 /-4.

Operation

Position and secure the fence plate and lay the work-piece against it. By drawing down the hand lever, the workpiece is clamped and the motor starts. Continued pressure on the lever raises the router unit through the workpiece and to the pre-set routing depth. When the hand lever is returned to its original position motor switches off automatically and the routed work-piece is released.

On the model version MU 3-D the routing position, as well as the routing depth are digitally displayed to an accuracy of 1/10th mm.

Additional features

| optimized height capacity | increased routing depth | hand lever with ball bearing guide

Technical data


Electrical connection	1ph/N/PE 230 V 50/60Hz 1.0 kW
Motor	1 x 1000 W
Rotation speed without load	34.000 1/min.
Control	manual
Work-piece clamping	manual
Height capacity	130 mm
Routing depth	0 - 85 mm
Extraction port size	Ø 50 mm
Hoffmann Key sizes	W 1 / 2 / 3 / 4
Overall sizes B/W/H	740 / 650 / 835 mm
Weight	32 kg
Order No.	W1031000


Technical changes without notice.




Hoffmann GmbH Maschinenbau

Mergelgrube 5 · 76646 Bruchsal (Germany)
Phone +49 7251 9544-0 · Fax +49 7251 9544-44
info@hoffmann-schwalbe.de · www.hoffmann-schwalbe.de







Nickel plated fences



Butt stop fence




Internal fence



Cornice fence




Angle fence plate elevation




Butt stop fence elevation



Internal fence elevation



Flip stop



Adjustable internal fence




Adjustable fence „Synchro“ 0-90°




Digital display for fence plate/routing position, routing depth



Digital display for flip stops



Routing depth and lever limiter



Centre line location jig

Accessories

Right Angle fence, 45° W3060000

Internal fence W3010000

Adjustable internal fence W3012000

Adjustable fence „Synchro“ W3011000

Digital displays for routing position + depth W3013000

Digital display for flip stops W3014000

Table extension, 400 mm W3015000

Magnifying lense W3016000

Angle fence plate elevation W3017000

Butt stop fence elevation W3018000

Internal fence elevation W3019000

Butt stop fence W3020000

Cornice fence W3021000

Flip stop for extension fence W3022000

Flip stop for rear fence plane W3023000

Flip stop „Mini“ W3024000

Centre line location jig W3025000

Multi digital gauge W3026000

Laser line W3027000

Routing depth and lever limiter W3028000

Extension fence, 1000 mm each W3029000

Mullion fence guide W3030000

Sliding fence W3031000