

Band Saw


**CURVED CUTTING
RIP CUTTING
MORE EFFICIENCY**



All cast-iron flywheels with rigid and heavier frame, the new BAND SAW built with latest technical concepts is for safety and dependability!

HOLYTEK

HOLYTEK



HB-600
HB-700
HB-800
HB-900


HB-500R
HB-600R
HB-700R

*THE BEST
BAND SAW
MODEL WE
HAVE.....*

Flywheel with rubber on HB-500R, 600R, and 700R is for more curve working, protecting saw blade and decreasing the noise.



Although flywheel without rubber on HB-600, 700 and 800, with much wider flywheel, bigger horsepower motor and better strong rip cutter are their characteristics.

BAND SAW



The brush scrapers cleaning of the flywheels with rubber surface protect the rubber and easy working of the blade for model HB-500R 600R, 700R. The dust chute guarantees the best suction of sawing. Also, foot pedal brake ensures emergency stop and saves the waiting time.


The scrapers with brass blade allow a good cleaning for the surface of the flywheels and obtain the easy working of the blade for model HB-600, 700, 800. The cast-iron parallel guide allows working on either side.




BAND SAW POWER FEEDER (OPTIONAL)

The power feeder HF-150 can be equipped with a two-stage roller assembly enabling the HB-600, 700, 800 to rip cut very thin and great thickness, thus allowing the sawblade guide to be placed near the workpiece to be cut. The roller conveyor stand is optional.


MODEL	HF-150
Height of roll	150mm
Diameter of roll	160mm
Feed speed	5-20 m/min
Motor	1 HP
N.W./G.W.	90/110 kgs



European type roller bearing blade guide is standard for HB-500R, 600R, 700R. With micrometric adjustment knob is for use narrow blades.



Bakelite fitted on the blade guide assembly gives extra rigid side support. Special for model HB-600, 700, 800, when a wide blade is applied.



The tension blade indicator indicates the blade tightening and reduces the breaking risks.

Compact and fully guard is easy adjustment by handwheel.

The working table can be tilted to 45° on all models. The tilting base is half-round and blade central line is always no change when tilting table, so that you don't worry about the blade touches the table when working.

OPTIONAL EQUIPMENT

- * Emergency stop electronic brake motor, overload electric protection.
- * Magnetic switch.

SPECIFICATION

MODEL		HB-500R	HB-600R/600	HB-700R/700	HB-800
Flywheel diameter	(mm)	500	600	700	800
Width of flywheel	(mm)	35	35/68	40/75	90
Flywheel speed	(r.p.m)	720	710	710	600
Working table size	(mm)	850×520	800×605	100×700	1150×800
Cutting capacity height×Width	(mm)	300×475	350×580	420×678	390×778
Length of blade	(mm)	3965	4450/4424	5454/5424	5514
Motor power	(hp)	2	3/5	5/7.5	10 (15HP optional)
Net weight of machine	(kg)	280	315/340	460/500	800
Packing weight	(kg)	380	480/490	660/700	1015
Machine size (L×W×H)	(cm)	97×70×188	106×80×207	133×90×229	150×93×242
Packing size (L×W×H)	(cm)	197×58×101	216×63×110	238×72×121	253×78×141

* All specifications, dimensions and design characteristics show in this catalogue are subject to change without notice

HOLYTEK

HOLYTEK INDUSTRIAL CORP.

NO. 132, LIU YANG W. RD., PEITUN DIST., TAICHUNG, TAIWAN, R.O.C.
TEL: 886-4-2323453 (REP.) FAX: 886-4-2336928