

Spindle Moulder

*A Complete New Series of Soundly
Constructed Spindle Shapers*



The Holytek HS Series Spindle Shaper provides shaping operations that are both accurate and vibration-free. The most rigid and modern design with convenient adjustable handwheel in front, the tilting spindle handwheel with gravity indicator can easily set up the angle at any time. The Spindle Shaper delivers first-rate shaping performances with ease, while minimizing any troubles that might occur. With full models to choose from (each precision built with fine craftsmanship), you are at all times guaranteed smooth, precise shaping.


HS-100TS

HOLYTEK


NEW RANGE OF INDUSTRIAL SPINDLE MOULDER

FEATURES

- **INTERCHANGABLE SPINDLES:**
 - Choose from five spindle diameters: 1", 1-1/4", 30mm, 35mm and 40mm. Also available is a 50mm diameter fix spindle.
- **QUICK CHANGE SPINDLE SPEEDS:**
 - 4 spindle speeds can be achieved when driven by a pulley. By simply loosening a lock lever and shifting the assembly, the speed may be changed quickly and efficiently.
- **REVERSIBLE SPINDLE ROTATION.**
- **TABLE INSERTS:**
 - A wide variety of cutter shapers can be used as the spindle is fitted with three insert rings. The maximum insert opening diameter is 350mm.
- **FENCE:**
 - All micro-adjustable fence guarantee fence accuracy with micro adjustment knob and precise size. A 2-piece outlet dust hood is attached to the fence assembly and the machine base under the table.
- **TABLE:**
 - The large, extra-heavy, iron-cast table is surface precision ground and is also rib-reinforced for maximum rigidity.
- **ROUTING:**
 - The machine spindle can accept router bits.
- Guaranteed full power 5HP drive motor (HS-100 series).
- Guaranteed full power 7.5HP drive motor (HS-120 series).
- Complete dust hood device.
- Gravity indicator for tilting head wheel.
- Front hand wheel operation
- Extra fix tilting spindle device.




Complete dust hood system



CE type safety guard & pressure unit for Fence (optional)



HS-100TS / HS-120TS



Extra fix tilting spindle device.



Gravity indicator for tilting hand wheel.



HS-100T / HS-120T



HS-100 / HS-120



HS-100S / HS-120S



HS-100L / HS-120L (With extension table & front supporter)

SPECIFICATIONS

MODEL	HS-100	HS-120	HS-100TS	HS-120TS
Working table size	1000 x 800 mm	1200 x 900 mm	1000 x 800 mm	1200 x 900 mm
Sliding table	---	---	300 x 1000 mm	300 x 1200 mm
Working table height	900 mm		900 mm	
Spindle				
-Stroke	170 mm		170 mm	
-Diameter	ON REQUEST		ON REQUEST	
-Tilt	---	---	-5° ~ 45°	
Speed (rpm)	(50 Hz) 3200 / 4200 / 6000 / 8000 (60 Hz) 3900 / 5000 / 7200 / 9400		(50 Hz) 3200 / 4200 / 6000 / 8000 (60 Hz) 3900 / 5000 / 7200 / 9400	
Table inserts	Max. dia Ø: 350 m/m (3 pcs)		Max. dia Ø: 350 m/m (3 pcs)	
Motor power	5 HP	7.5 HP	5 HP	7.5 HP
Overall dimentions	1060 x 950 x 1125 mm	1260 x 1050 x 1125 mm	1060 x 1110 x 1125 mm	1260 x 1210 x 1125 mm
Pack dimentions	1260 x 1050 x 1100 mm	1360 x 1250 x 1100 mm	1260 x 1210 x 1100 mm	1360 x 1410 x 1100 mm

MODEL	HS-100S	HS-120S	HS-100T	HS-120T
Working table size	1000 x 800 mm	1200 x 900 mm	1000 x 800 mm	1200 x 900 mm
Sliding table	300 x 1000 mm	300 x 1200 mm	---	---
Working table height	900 mm		900 mm	
Spindle				
-Stroke	170 mm		170 mm	
-Diameter	ON REQUEST		ON REQUEST	
-Tilt	---	---	-5° ~ 45°	
Speed (rpm)	(50 Hz) 3200 / 4200 / 6000 / 8000 (60 Hz) 3900 / 5000 / 7200 / 9400		(50 Hz) 3200 / 4200 / 6000 / 8000 (60 Hz) 3900 / 5000 / 7200 / 9400	
Table inserts	Max. dia Ø: 350 m/m (3 pcs)		Max. dia Ø: 350 m/m (3 pcs)	
Motor power	5 HP	7.5 HP	5 HP	7.5 HP
Overall dimentions	1060 x 950 x 1125 mm	1260 x 1050 x 1125 mm	1060 x 1110 x 1125 mm	1260 x 1210 x 1125 mm
Pack dimentions	1260 x 1050 x 1100 mm	1360 x 1250 x 1100 mm	1260 x 1210 x 1100 mm	1360 x 1410 x 1100 mm

* Specifications and design characteristics are subject to change without prior notice.

STANDARD ACCESSORIES

- Micro adjustment fence.
- 2-piece dust hood unit.
- Safety guard
- Cutter block protection shield.
- Spring hold down.
- Tool box.

OPTIONAL

- Aluminum fence
- CE regulation (including auto. brake motor).
- Long table type:
HS-100L, L = 2150 m/m
HS-120L, L = 2350 m/m
HS-100TL, L = 2150 m/m
HS-120TL, L = 2350 m/m

HOLYTEK

HOLYTEK INDUSTRIAL CORP.

9F-1, NO. 400, SEC. 1, CHANG PING RD., TAICHUNG, TAIWAN, R.O.C.

TEL: 886-4-2245-2818 (REP.) FAX: 886-4-2243-6928

E-mail: holytek@ms13.hinet.net

<http://www.holytek.com.tw>