



HS-1H

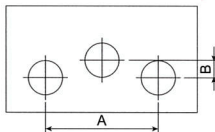
HINGE BORING MACHINE



FEATURES

- Convenient operation is made by simply pressing on a foot pedal . Easy to maintain.
- Mechanical digital read out allows for accurate and consistent depth setting.
- Motor starts only when in boring stroke to extend service life, saving power consumption and reducing noise.
- Boring unit from bottom side of workpiece has 2 advantages:
Even when the thickness of workpieces differs, the depth doesn't change.
The dust falls into machine's body.
(You don't need to clean dust from the working table)

Hinge specifications



NO	A	B
1	38	7.5
2	42	11
3	45	9.5
4	48	-2.5
5	48	6
6	48	-7.5
7	48	9
8	52	5.5
9	52	6

SPECIFICATIONS

MODEL	HS-1H
Hinge boring head	52 × 6 mm
Table size (mm)	490 × 1230 mm
No. of clamps	1
Total motor power	2 HP
Spindle speed	2800 r.p.m.
N.W. / G.W. (kgs)	150 / 170
Machine size (mm)	1230 × 730 × 1330
Packing size (mm)	1250 × 830 × 1280

*Specifications subject to change without prior notice.