

Tilting Arbor Saw

Cross Cutting
Rip Cutting
For Solid Wood & Panels




HEAVY CUTTING, RIPPING for SOLID WOOD, SMOOTHLY SLIDING SAWING for PANELS

We handle large jobs fast, easily and accurately at economical prices. Heavy duty construction with large cast iron table, overload protection and cam switch. Precision aluminum alloy fence guides are standard, industrial safety protection with riving knife and Suva guard is optional.

HOLYTEK

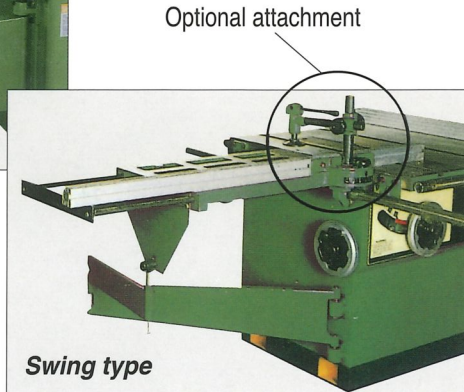
DESIGN FEATURES

- Saw guard is made of plastic. Splitter and anti-kickback pawls are standard.
- European style riving knife with safety guard available upon request. Special Suva guard for large panel sawing is optional.
- T-slot miter gauge for miter cutting from 30° - 90°.
- New accurate aluminum rip fence smoothly moves on plastic rollers. Single clamp handle locks fence as it aligns itself parallel to the saw blade.




SPECIALLY DESIGNED SLIDING TABLE (Optional)

- To ensure smoothest possible travel, the sliding table rides on two ball bearings and V-roller, which is guided by a precision ground steel bar.
- Hold-down clamp & miter fence system are optional attachments available upon request.
- Cross cut fence has a built-in scale to use in conjunction with the stops provided for panel sizing. Length stop is also included.
- Two types of sliding table to choose from.




OPTIONAL EQUIPMENT

- New sliding table attachment
- Arbor extension for dado & dado insert
- Riving knife and safety Suva guard
- Electric brake, star delta switch
- Clamping system for sliding table



Overarm saw Suva guard (Optional)



EXCLUSIVE RIP FENCE AND GUIDE RAIL ASSEMBLY

- New type fence assembly slides on the front and rear guide rail smoothly by means of a plastic pad.
- Single clamp handle locks fence to front guide rail. Parallelism to the sawblade is conveniently adjusted by screw.
- Guide rail is calibrated in inches and millimeters, and has a magnifier for good visibility.

SPECIFICATIONS

MODEL	TBS-400	TBS-350	TBS-300	TBS-250
Saw blade diameter	16" (405mm)	14" (350mm)	12" (305mm)	10" (250mm)
Max. depth of cut at 90°	6" (152mm)	5" (125mm)	4" (101.6mm)	3" (76mm)
Max. depth of cut at 45°	4 1/4" (108mm)	3 1/2" (88mm)	2 3/4" (70mm)	2" (54mm)
Arbor diameter	1" or 30mm	1" or 30mm	1" or 30mm	1" or 30mm
Arbor speed	3750 RPM	3750 RPM	3850 RPM	4200 RPM
Main table size	48" x 38" (1220 x 965mm)	48" x 38" (1220 x 965mm)	48" x 30" (1220 x 762mm)	36" x 27" (915 x 685mm)
Table height	34 1/4" (857mm)	34 1/4" (857mm)	34 1/4" (857mm)	34 1/4" (857mm)
Sliding table size	30" x 26" (760 x 660mm)	30" x 26" (760 x 660mm)	30" x 26" (760 x 660mm)	30" x 18" (760 x 460mm)
Sliding table stroke	60" (1525mm)	60" (1525mm)	60" (1525mm)	44" (1118mm)
Sliding table capacity	4" x 8" (1220 x 2440mm)	4" x 8" (1220 x 2440mm)	4" x 8" (1220 x 2440mm)	3" x 6" (914 x 1828mm)
Max. rip to right of blade	49" (1245mm)	49" (1245mm)	38" (965mm)	25" (635mm)
Motor	7.5 HP standard 10 HP optional	5 HP standard 7.5 HP optional	3 HP standard 5 HP optional	2 HP standard 3 HP, 5HP optional
Net weight	869 lbs (395 kgs)	847 lbs (385 kgs)	572 lbs (260 kgs)	407 lbs (185 kgs)
Gross weight	1034 lbs (470 kgs)	1012 lbs (460 kgs)	704 lbs (320 kgs)	495 lbs (225 kgs)
Packing size(LxWxH)	37" x 44" x 42"	37" x 44" x 42"	32" x 36" x 42"	29" x 36" x 42"

*All specifications, dimensions and design characteristics shown in this catalogue are subject to change without notice.

HOLYTEK

HOLYTEK INDUSTRIAL CORP.

9F-1, NO. 400, SEC. 1, CHANG PING RD., TAICHUNG, TAIWAN, R.O.C.

TEL: 886-4-2245-2818 (REP.) FAX: 886-4-2243-6928

E-mail: holytek@ms13.hinet.net

http://www.holytek.com.tw