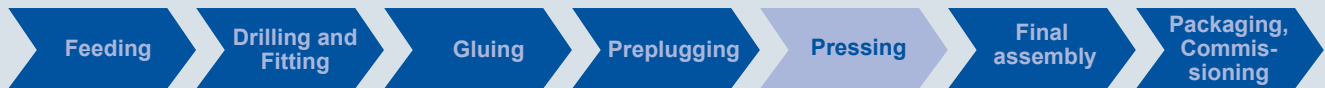

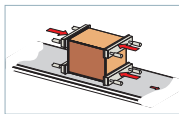


powerTouch



Patented System EP 1 046 482; EP 1 852 230; China 101066602; US 11/712,405



MDE 120 Electric continuous case clamp

Electric continuous clamp for the automatic pressing of carcass furniture. Absolutely tight carcasses for maximum quality. Suited for series operation up to batch size 1

- Genuine zero-edge pressing
- Freely positionable horizontal pressing units
- Electronic weight compensation
- Careful pressing thanks to a possible lower forming pressure

- Bevel pressing
- Automatic workpiece measurement at the infeed
- Can be integrated into an assembly line



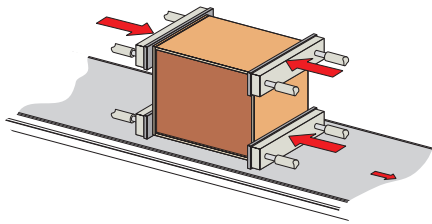
- Thanks to a reduction in the pneumatic system, the energy expenses are decreased by up to 50%.

MPC 410
MPC 300
MPC 100
MDE 160
MDE 120
MPH 510
MPH 450
MPH 410



LIGMATECH Automationssysteme GmbH
Phone: +49 37323 160
info@ligmatech.de · www.ligmatech.de

Assembly | Packaging | Automation



MDE 120 Electric continuous case clamp

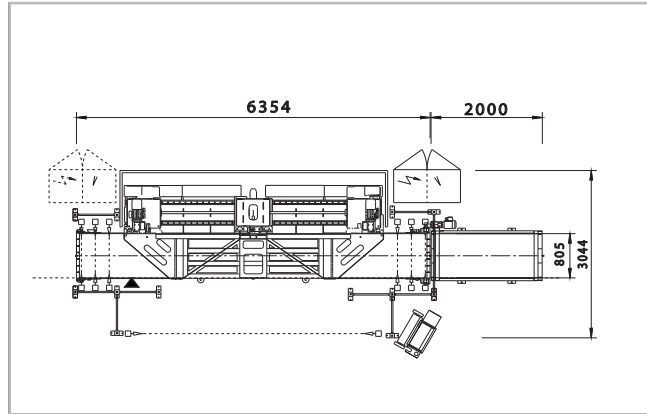
The pressing is centrally effected at the zero line at the operator's side. Thus the carcass is at the machine outside edge and is completely free accessible. The press capacities are electrically created and separately variable. They are applied vertically by one pressure plate and horizontally by three clamping plates.

Positioning of clamping plates:

- top clamping plate pneumatically lowerable by 80 mm via forced guide at the top pressure
- central clamping plate individually programmable and moveable via common drive with the bottom clamping plate
- bottom clamping plate individually programmable and motorized moveable

The main dimensions length and height are traced at the carcass infeed and allow the automatic positioning of the top pressure as well as of lateral pressure elements.

Via a belt the transport inside the machine is effected.



	MDE 120
Corpus length	250 - 2,500 mm
Corpus depth	
MDE120/25/08	120 - 800 mm
MDE120/25/10	120 - 1,000 mm
Corpus height	220 - 1,340 mm
<small>with 3 lateral clamping plates, when the option 0510 is used, the max. carcass height is reduced to 1,260 mm</small>	
Pressure vertical	max. 30 kN
Pressure horizontal	max. 15 kN
Capacity MDE120/25/xx	max 2 Takte/min
<small>depending on the assembly technology, belt feed speed, operations</small>	
Feed speed transport	12...40 m/min
Working height	500 mm
Weight	5.0...5.5 t
Operating pressure	6 bar
Transport interface	ja
Control	powerTouch



- **1** Additional pair of lateral pressing plates
- **2** Fixing unit of furniture parts at the upper pressure element
- **3** MMR Professional machine data collection
- **4** Preassembly and conveyor belt at the outfeed

Other options, see price list



© LIGMATECH Automationsysteme GmbH 04/2013



lifeline | service

- **eparts** Spare parts ordering online - around-the-clock !
- MDE 120 emergency package
- **WE CARE** - Full service package
warranty extension, inspection, data storage...

Assembly | Packaging | Automation