

SU-series

SB-series

ST-1300SSS

SU-610SS

MST-610MS

MST-1300MS

MST-1300SS

MT-610

MV-300

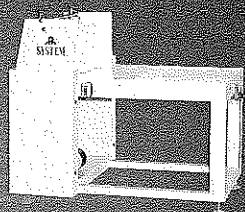


HIGH QUALITY

Perfect High Quality
完美高品質



WWW.HONGTONGMACHINE.COM



ATF-610

Wood processing

MDF. 密迪板

Plywood 三夾板

Solid wood 實木

Veneer 薄片

Lacquer 底漆

Metal & Non-Metal Processing
金屬非金屬


Steel Plate 鐵板

Brass Plate 銅板

Aluminium Plate 鋁板

Rubber & Plastic 橡塑膠

Stone Panel 石材



Taiwan Patent
台灣專利



USA Patent
美國專利




CE Certificate
CE認證




China Patent
中國專利

Top-bottom Sanding Systems

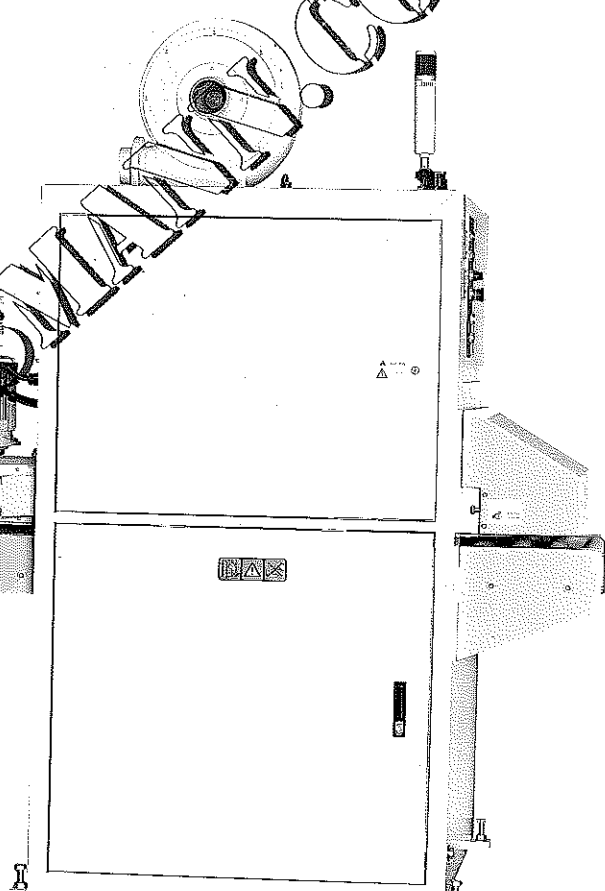
上下面砂光機



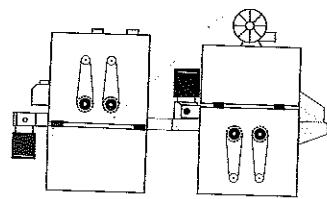
- Top-Bottom sanding finished in one process without belt conveyor installed, could be connected or stood alone, suitable for solid wood, sealer, and veneer. 上下砂一次完成、節省空間、人力，可分開或合併使用。



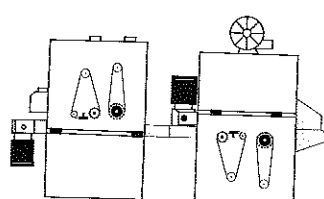
SU-series



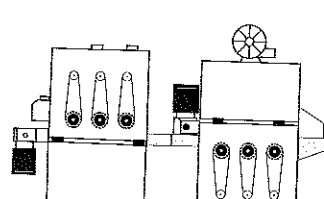
SB-series



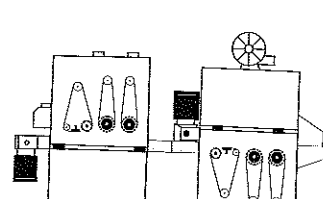
SS+SS




PS+PS



SSS+SSS



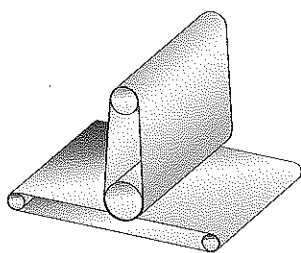
PSS+PSS



ST,SU,SB-Series Specifications / 砂光機系列規格

Primo / 單頭

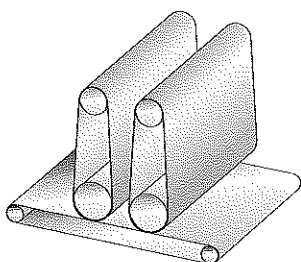
Model	機型		610	915	1100	1300
Unit	砂頭單位		1	1	1	1
Working width	加工寬度	mm	610	915	1100	1300
Workpiece thickness min.-max.	加工厚度	mm	3-150	3-150	3-150	3-150
Operation height	工作高度	mm	900	900	900	900
Belt width	砂帶寬度	mm	635	940	1120	1320
Belt length	砂帶長度	mm	1905	1905	1905	1905
Feed speed	送料速度	m/min	5-15	5-15	5-15	5-15
Main power	砂帶馬力	HP1	15	20	25	30
Feed power	送料馬力	HP	1	2	2	2
Table lifting power	升降馬力	HP	1	1	1	1
Total power	總馬力	HP	17	23	28	33
Air pressure bar	使用壓力		6	6	6	6
Length	長度	mm	1700	1700	1700	1700
width	寬度	mm	1200	1500	1700	1900
Height	高度	mm	1900	1900	1900	1900



S Type

Duplex / 雙頭

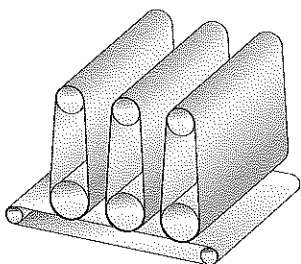
Model	機型		610	915	1100	1300
Unit	砂頭單位		2	2	2	2
Working width	加工寬度	mm	610	915	1100	1300
Workpiece thickness min.-max.	加工厚度	mm	3-150	3-150	3-150	3-150
Operation height	工作高度	mm	900	900	900	900
Belt width	砂帶寬度	mm	635	940	1120	1320
Belt length	砂帶長度	mm	1905	1905	1905	1905
Feed speed	送料速度	m/min	5-15	5-15	5-15	5-15
Main power	砂帶馬力	HP1/HP2	20/10	20/15	25/20	30/20
Feed power	送料馬力	HP	2	3	3	3
Table lifting power	升降馬力	HP	1	1	1	1
Total power	總馬力	HP	33	39	49	54
Air pressure bar	使用壓力		6	6	6	6
Length	長度	mm	2100	2100	2100	2100
width	寬度	mm	1200	1500	1700	1900
Height	高度	mm	1900	1900	1900	1900



SS Type

Triplex / 三頭

Model	機型		610	915	1100	1300
Unit	砂頭單位		3	3	3	3
Working width	加工寬度	mm	610	915	1100	1300
Workpiece thickness min.-max.	加工厚度	mm	3-150	3-150	3-150	3-150
Operation height	工作高度	mm	900	900	900	900
Belt width	砂帶寬度	mm	635	940	1120	1320
Belt length	砂帶長度	mm	1905	1905	1905	1905
Feed speed	送料速度	m/min	5-15	5-15	5-15	5-15
Main power	砂帶馬力	HP1/HP2/HP3	20/20/10	30/20/15	30/20/15	40/30/20
Feed power	送料馬力	HP	3	5	5	7.5
Table lifting power	升降馬力	HP	1	1	1	1
Total power	總馬力	HP	54	71	71	99
Air pressure bar	使用壓力		6	6	6	6
Length	長度	mm	2500	2500	2500	2500
width	寬度	mm	1200	1500	1700	1900
Height	高度	mm	1900	1900	1900	1900



SSS Type

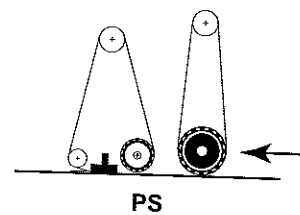
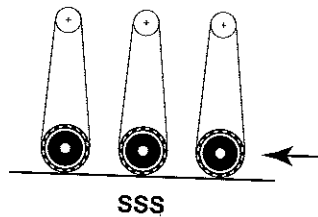
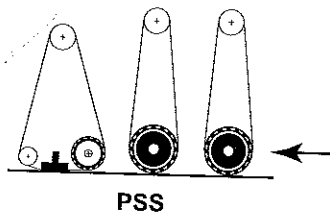
ST-Series Table Up Down 下調式上面砂光機


- Suitable for single operation.
適合單機操作



ST-1300SSS


Modular Construction System



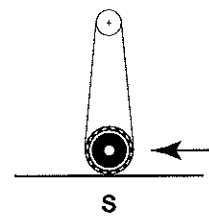
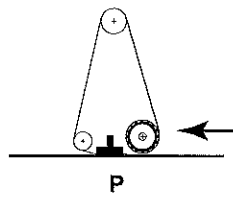
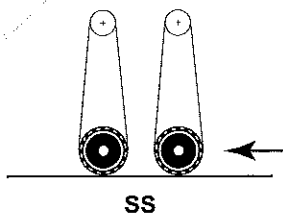


SU-Series Table Fixed 上調式上面砂光機

- Suitable for Auto line operation.
適合連線操作




Modular Construction System



MST-Series Milling Sanding Machine

銑板砂光機

- Running smoothly and silently, without tearing woods apart, milling and sanding finished in one process.
- 低噪音，木材無撕裂問題，銑板砂光一次完成。

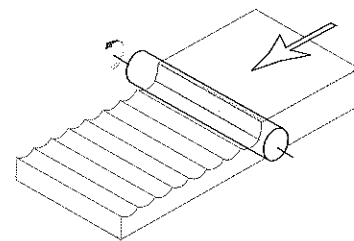
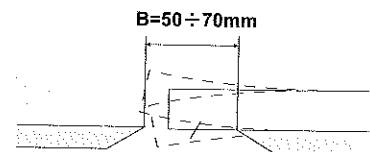


MST-610MS

MST-610



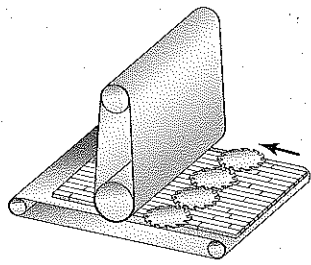
Conventional Planing



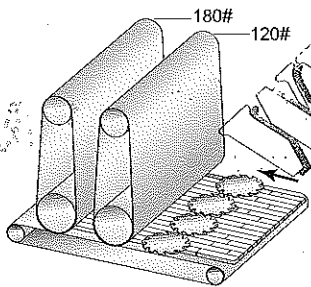
MST-Series Specifications / 銑板砂光機系列規格

Model	機型		610MS	610MSS	1300MS	1300MSS
Working width	加工寬度	mm	610	610	1300	1300
Workpiece thickness min.-max.	加工厚度	mm	3-125	3-125	3-125	3-125
Feed speed	送料速度	m/min	4-14	4-14	4-14	4-14
Number of cutter	刀頭數量		2	2	4	4
Spindle power	主軸馬力	HP	20	20	20x2	20x2
1st sanding power	第一砂馬力	HP	15	20	30	40
2nd sanding power	第二砂馬力	HP	-	15	-	30
Feed power	送料馬力	HP	3	5	5	7.5
Table lifting power	升降馬力	HP	0.5	0.5	0.5	0.5
Sanding belt size	砂帶尺寸	mm	635x1900	635x1900	1320x1900	1320x1900
Air pressure bar	使用壓力		6	6	6	6
Length	長度	mm	2660	3100	2660	3100
width	寬度	mm	1250	1250	1930	1930
Height	高度	mm	1950	1950	1950	1950
Net weight	淨重	kgs	2600	3300	4200	5800

- Saving Power 省電
- Saving abrasive belt 省砂紙
- Great Saving of time 省時間


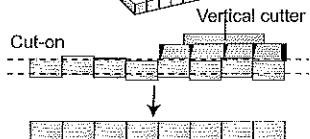
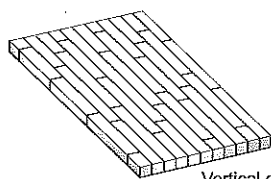
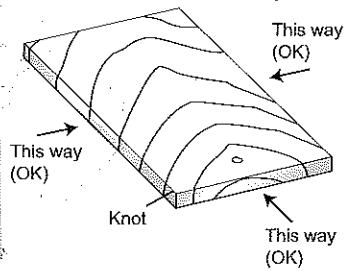


M+S Type





M+SS Type

■ MILLING



MST-1300MS

MST-1300



MST-1300MSS

MT-Series Milling Machine

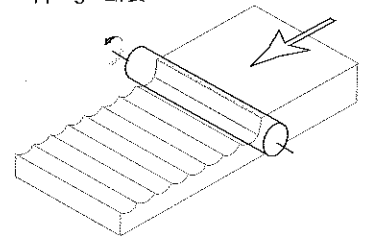
銑板機



Conventional Planing

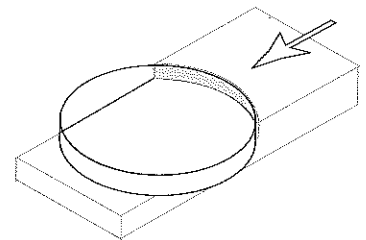
Planing system 鉋刀式

Shaft marks / 波紋
Tears out / 撕裂
Snipping / 斷裂



Milling system 銑刀式

No Shaft marks / 無波紋
No Tears out / 無撕裂
No Snipping / 無斷裂



MT-610



MT-Series Specifications / 銑板機系列規格

Model	機型		MT-610	MT-1300
Working width	加工寬度	mm	610	1300
Workpiece thickness min.-max.	加工厚度	mm	6-150	6-150
Min work able length	最短物件	mm	380	380
Number of cutter	刀頭數量		2	4
Feed speed	送料速度	m/min	5-15	5-15
Spindle power	主軸馬力	HP	20	20x2
Feed power	送料馬力	HP	2	3
Table lifting power	升降馬力	HP	0.5	0.5
Total power	總馬力	HP	23	44
Air pressure bar	使用壓力		6	6
Length	長度	mm	1700	1700
width	寬度	mm	1200	1900
Height	高度	mm	1900	1900


ATF-Series Auto Feeder 自動送料機

ATF-Series Specifications / 自動送料機系列規格


Model	機型	ATF-610	
Working width	加工寬度	mm	610
Working length	加工長度	mm	1220
Operation height	工作高度	mm	900
Workpiece thickness min.-max.	加工厚度	mm	3.5~25
Working speed	送料速度	m/min	8~17
Main power	電源馬力	HP	0.5
Air pressure bar	使用壓力		6



Roll type glue spreader



Sander




Planer

MV-Series Plano Milling Machine 龍門式銑板機

• Application: High precision, short and / or thin pieces.

適用：高精度、短料、薄片



MV-300

Models 規格：310w.610w.1300w