





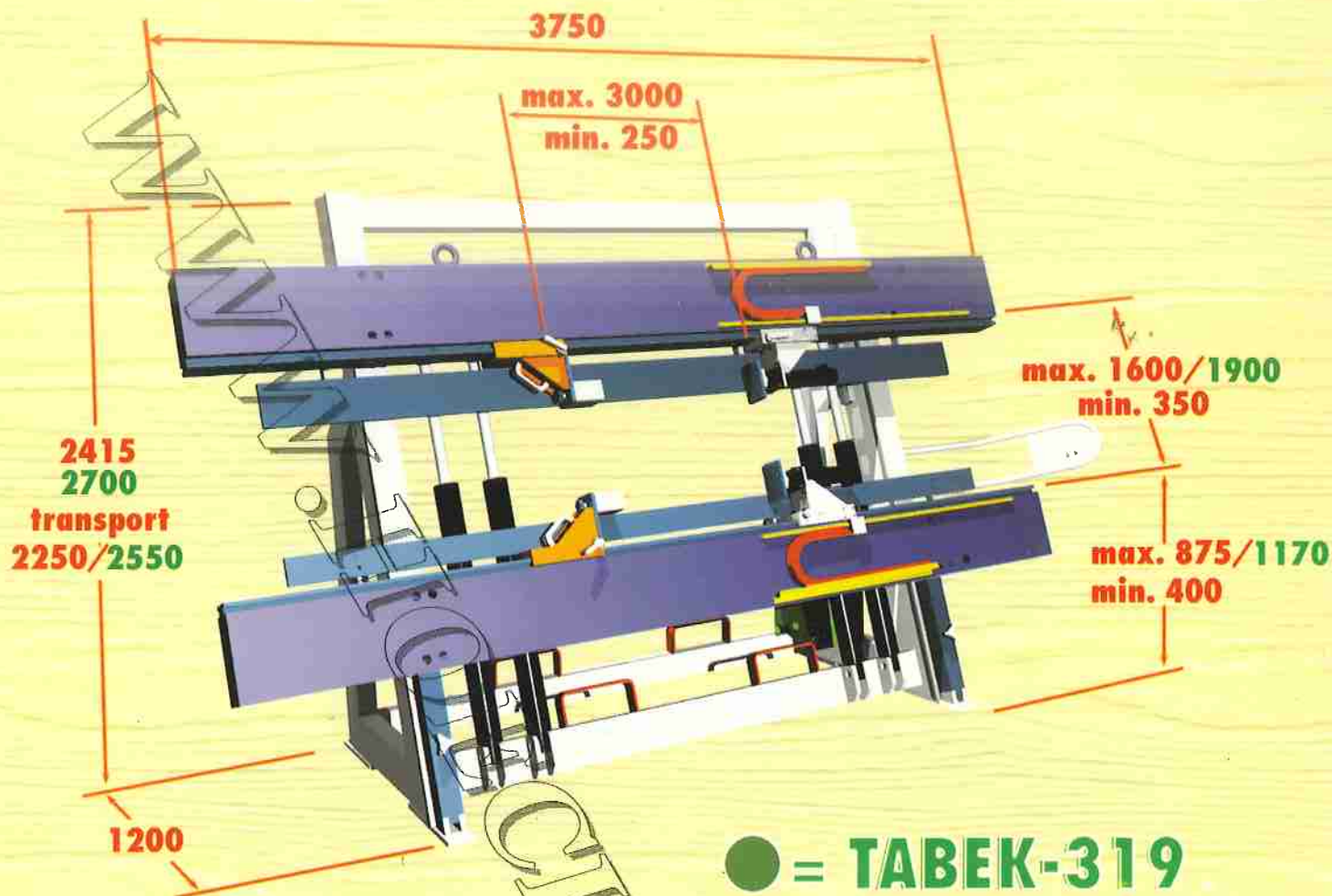
RAMARCH



TABEK DUPLA



B4



TABEK ESPECIAL «VALERA»

DATOS TECNICOS / TECHNICAL DATA / DONNEES TECHNIQUES / TECHNISCHE DATEN

UTIL TRABAJO / WORKING SIZES / UTILE DE SERRAGE / NUTZMESSER

| | TABEK V.316 | TABEK V.319 |
|--------------------------------------|-------------|-------------|
| longitud / length / longueur / länge | 3000 mm. | 3000 mm. |
| altura / height / hauteur / höhe | 1600 mm. | 1900 mm. |
| ancho / width / largeur / breite | 120 mm. | 120 mm. |

ALTURA DE TRABAJO / WORKING HEIGHT / HAUTEUR D'ENTRAÎNEMENT / ARBEITSHÖHE

| | | |
|-------|---------------|--------------|
| TABEK | 400 / 875 mm. | 400/1170 mm. |
|-------|---------------|--------------|

APRIETE VERTICAL / VERTICAL PRESSURE / PRESSION VERTICAL / VERTIKALKRAFT

| | | |
|--|---------------------------|---------------------------|
| presion de trabajo / working pressure / pression du travail / arbeitsdruck | 0-100 kg./cm ² | 0-100 kg./cm ² |
| max. fuerza vertical / max. vertical thrust / max. force vertical / max. vertikalkraft | 14000 kg. | 14000 kg. |
| nº cilindros - carrera / nº cylinders - stroke / nº cylindres - course / nº zylinder | 2 cil. / 800 mm. | 2 cil. / 950 mm. |

APRIETE HORIZONTAL / HORIZONTAL PRESSURE / PRESSION HORIZONTAL / HORIZONTALKRAFT

| | | |
|--|---------------------------|---------------------------|
| presion de trabajo / working pressure / pression du travail / arbeitsdruck | 0-100 kg./cm ² | 0-100 kg./cm ² |
| max. fuerza horizontal / max. horizontal thrust / max. force horizontal / max. horizontalkraft | 6000 kg. | 6000 kg. |
| nº cilindros - carrera / nº cylinders - stroke / nº cylindres - course / nº zylinder | 2 cil. / 200 mm. | 2 cil. / 200 mm. |

DIMENSIONES EXTERIORES / OVERALL DIMENSIONS / DIMENSIONS D'ENCOMBREMENT / ABMESSUNGEN

| | | |
|--|---------------------|---------------------|
| longitud / length / longueur / länge | 3750 mm. | 3750 mm. |
| altura / height / hauteur / höhe | 2400 mm. | 2700 mm. |
| ancho / width / large / breite | 1200 mm. | 1200 mm. |
| potencia instalada / total power installed / puissance totale / stromanschlußwert | 2.2 kw. | 2.2 kw. |
| dimensiones transporte/ overall transport dim./ dimensions de transporter / transportmessungen | 1200x3750x 2250 mm. | 1200x3750x 2550 mm. |
| peso / weight / poids / nettogewicht | 1500 kg. | 1600 kg. |

• Las características técnicas pueden ser modificadas sin previo aviso.
• Cettes donées techniques on preuvent être modifiè sans préavis.

• Technical specifications may vary without prior notice.
• Technische Daten unverbindlich, Änderungen vorbehalten.