



Large-sized working tables which allow an optional working condition.

The machine basement includes a 6mm-thick steel structure which offers a high stiffness although maintaining a full planarity of the tables.

These models stand out for their high levels of safety during work as well as for their reliability.

Their main features are:

- Cutterblock diameter: 112 mm with 4 knives
- Very long tables
- Infeed table 1630 mm long for Rapid 500 which allows a perfect planing on large-sized workpieces.
- Mortising unit (optional) : the machine is arranged for mounting a mortising unit.
- 45° and 90° tilting with inclination indicator.



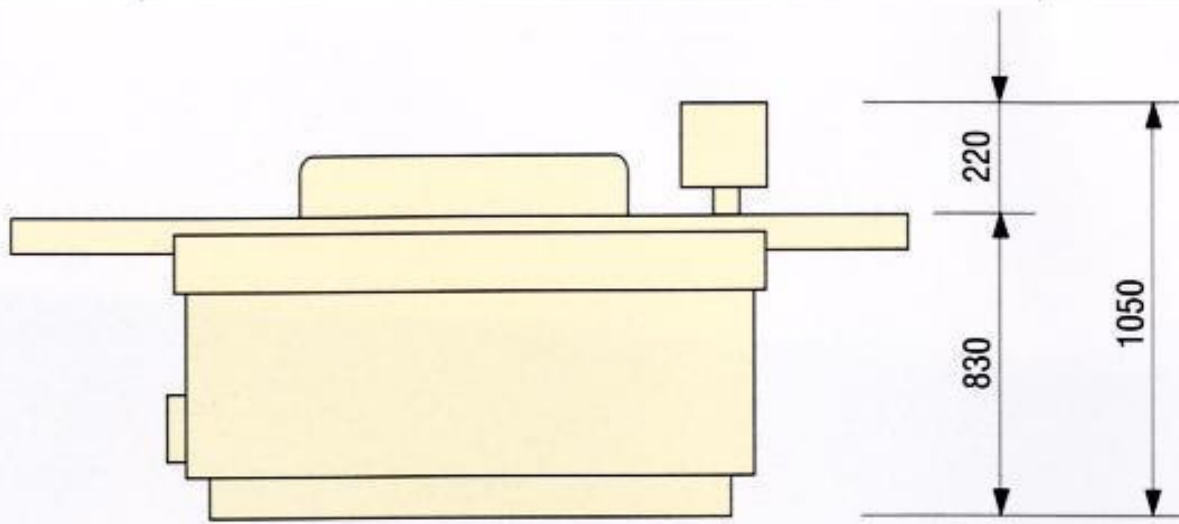
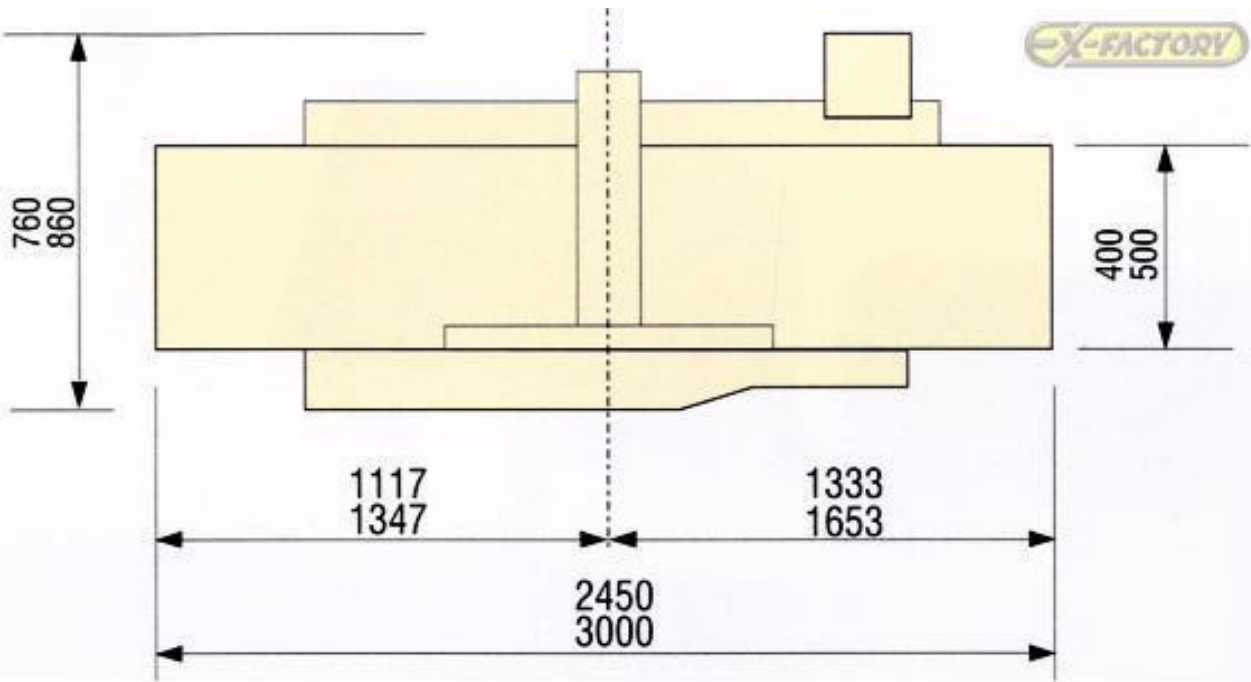
TABLES IN CAST-IRON



Tables in cast-iron with a parallelogram system moving on connecting rods which ensure a parallelism of the tables with respect to the linearity of the cutterblock.




X-FACTORY



Packing dimensions

Accessori a richiesta Optional accessories Zuberhär auf verlangen Accessoires en option Accesorios opcionales		RAPID 400	RAPID 500
Cavatrice Mortiser Langlochbohrapparat Mortaiseuse Escopleadora		•	•
Motore maggiorato Increased Motor für Moteur plus puissant Motor con potencia superior	HP	5,5 7,5	7,5
Albero elicoidale Helicoidal cutterhead Messerschleifeinrichtung mit Schleifstein Arbre Helicoidal Eje helicoidal		•	•
Coltelli a gettare Throw-away knives Auswerfbare Messer Fers à jeter Cuchillas de echar		•	•
Affilacoltelli con mola Knives sharpening with grinding cup Messerschleifeinrichtung mit Schleifstein Affûteuse de fers avec meule Afilacuchillas con muela		•	•

Dotazioni standard Accessoires standard Standard-Zuberhär Accessoires standard Accesorios standard		RAPID 400	RAPID 500
Chiavi di servizio Service wrenches Betriebsschlüssel Clé s de service User de servicio		•	•
Apparecchio per la registrazione dei coltelli Knife-setting device Messerverstelleinrichtung Régleur de fers Dispositivo para registrar la cuchillas		•	•
Protezioni antinfortunistiche anteriori a ponte Bridge front safety guard Vordere Sicherheitsvorrichtung Protecteur antérieur à pont Protector anterior a puente		•	•
Protezioni antinfortunistiche posteriore guida Rigid rear safety fence Hintere Sicherheitsvorrichtung Protecteur ardiere guide Protector trasero guía		•	•
Piano in ghisa rettificati Ground steel working tables Geschliffene Tische aus Gußeisen Table en fonte rectifié es Mesas de fundición rectificadas		•	•

Pialla A Filo Surface Planer Abrichthobelmaschine Dégauchisseuse Cepilladora		RAPID 400	 RAPID 500
Larghezza piani Width of table Breite der Arbeitstische Largeur des tables Ancho de las mesas	mm	400	500
Lunghezza piani Length of table Länge der Arbeitstische Longueur des tables Longitud de las mesas	mm	2450	3000
Lunghezza piano in entrata Infees table lenght Länge des Eingangstisches Longueur des tables d'entrée Longitud de las mesas de entrada	mm	1310	1630
Asportazione max. Max cutting depth Max. Arbeitstiefe Profondeur de coupe Profundidad max. de corte	mm	8	8
Diametro albero Cutterhea diameter Hobelwellendurchmesser Diamètre de l'arbre Diametro del eje	mm	112	112
Velocità rotazione albero Cutterhead rotating speed Drehgeschwindigkeit der Hobelwelle Vitesse de rotation de l'arbre Velocidad de rotación del eje	giri/1' r.p.m. UPM T/1' 2'	5400	5400
Numero dei coltelli N. of knives N. messer N. des fers N. de las cuchillas		4	4
Dimensioni coltelli Knives dimensions Messerabmessungen Dimensions des fers Dimensiones de las cuchillas		400 x 30 x 3	500 x 30 x 3
Inclinazione guida Tilting of fence Neigung des Anschlages Inclinazione du guide Inclinación de la guía		45°	45°
Dimensione guida Dimensions of fence Abmessungen des Anschlages Dimensions du guide Dimensiones de la guía	mm	175 x 1100	175 x 1100
Potenza motore Motor power Motorstärke Puissance du moteur Potencia del motor	HP KW	4 3	5,5 3
Peso netto Net weight Netgewicht Poids net Peso neto	mm	500	585
Livello di potenza sonora nel posto operatore Sound power level at operator's site Schalleistungspegel am Arbeitsplatz Niveau de puissance sonore à la place de l'opérateur Nivel de potencia sonora en el puesto del operador	dBA	100,8	100,8
Livello di pressione sonora nel posto operatore Sound pressure level at operator's site Schalldruckpegel am Arbeitsplatz Niveau de pression sonore à la place de l'opérateur Nivel de presión sonora en el puesto del operador	dBA	84,8	84,8

SICAR 16" Jointer

MODEL: RAPID 400

6.6 HP, 220V, 3Ph Motor



STANDARD EQUIPMENT:

Magnetic Starter w/Overload Protection
Self-Braking Motor
Four Knife Cutter Head
High Precision Tilting Cast Iron Fence
Metal, Boomerang Cutter Head Guard
Ground Cast Iron In feed & Out feed Tables
That are Adjustable & Lockable
Emergency Stop
Knife Setting Gauge w/Standard Head
Operations Manual, Parts List & Tool Kit

OPTIONAL EQUIPMENT:

Tersa Four Knife Cutter Head

ELECTRIC & DUST REQUIREMENTS:

20 AMPS @ 220V
1400 CFM

WARRANTY:

One Year Electrical
One Year Mechanical

SPECIFICATIONS: Meet CE Standards

Table Overall Length	2450mm (~97")
Table Infeed Length	1310mm (~52")
Table Outfeed Length	1140mm (~45")
Table Working Width	400mm (~16")
Table Height	830mm (~")
Maximum Depth of Cut	8mm (~0.3")
Cutter Head Diameter	112mm (~4.5")
Cutter Head RPM	5400
Dimensions of Knives	400x30x3mm
Fence Dimensions	1100x175mm (~43"x7")
Fence Tilt (Degrees)	0 - 45
Shaving Hood Diameter	120mm
Net Weight	~1100 lbs.
Gross Weight	~1330 lbs.
Machine Dimensions	2450x760x1050mm (~97x30x41")
Crated Dimensions	2550x1000x1054mm (~100x40x42")