

4D - high-end
sawing centre

CONTROL

EVOLUTION

STANDARD

COMPACT

STRIEBIG



STRIEBIG 4D

The new dimension.
The vertical high-end sawing centre.

The perfect combination of space and time

■ Welcome to the 4th dimension

The Striebig 4D opens up a new performance spectrum for vertical panel cutting technology.

The name says it all – time as the 4th dimension is an integral part of this high-end sawing centre.

The 4D is the first vertical saw to offer intelligent cut optimisation. The function is integrated into the saw control system and facilitates an automatic cutting sequence. It thus ensures excellent levels of efficiency and top material utilization.

■ Effortless operation

All horizontal and vertical workpiece movements are performed fully-automatically by the Striebig 4D.

Easy, almost effortless 1-person operation of the saw sets a new standard.



One of the numerous functions of the Striebig 4D: automatic motor swivelling. It assists the fully-automatic sawing procedure and makes work significantly easier for the operator



Virtually effortless - 1-person operation of the 4D (illustration shows additional equipment)

Our title picture: The Musegg Wall with the Musegg Towers is part of the town fortifications of the city of Lucerne. Our title picture shows the Zyt Tower (= time tower). It features one of the oldest working tower clocks in the world. The clock's chime has always been ahead of its time. It rings the hour one minute before all the other tower clocks in Lucerne.



STRIEBIG 4D

■ Consultation and variety make the difference

More than 50 years of know-how in connection with vertical cutting technology, numerous patents and awards, perfectly-trained sales partners with many years of experience – these are the foundations behind the 4D.

Each Striebig 4D is the tailor-made solution for your company.

Customizing is the order of the day. The wide variety of custom options is virtually endless.

Use our consultation services, find out about the diversity of solutions for yourself.

■ More can be expected from the inventor

For us, vertical sawing technology is both a passion and a mission.

We create sustainable values - with all our experience, with a high degree of passion in our development team and extensive knowledge of your daily requirements: the STRIEBIG, synonym for vertical panel saws.



Corporate identity in a building. The facade of the corporate headquarters in Lucerne features vertical aluminium pilaster strips that form an excellent point of reference with our products and market partners.

■ **Sawing as easy as ABC**


Complicated panel cutting and strip cutting work are fully-automatic with the 4D.

The panel does not have to be turned. With the PAV (panel lowering device) and PPS unit (programmable panel feeder) options, the saw combines continuous cutting with effortless 1-person operation.

■ **Touch&Saw 2.0**

With the well-known, award-winning Striebig design: the control system of the Striebig 4D.

It is the control and communications centre for the entire saw. Via the 12" touchscreen, you control all the saw functions intuitively and easily and have access to all operating data and additional information. The tool database is integrated as standard for your data for sawing, profile cutter and grooving tools



A 4D carries out even complicated cutting work practically by itself.

Striebig 4D type 6224 (illustration shows optional features)

Intuitive control – at the heart of every saw

With the well-known, award-winning design: the control system of the Striebig 4D. Thanks to significantly enhanced "Touch&Saw 2.0" operation, it is the control centre for the entire saw. Via the 12" touchscreen, it provides the operator with an interactive platform for communicating and working with the 4D

■ Touch&Saw 2.0 – the intuitive user interface

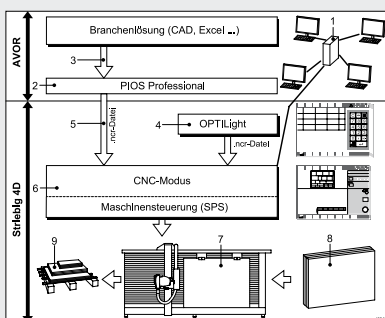
Operators manage the abundance of options provided by the 4D at the tips of their fingers.

■ POP – the panel optimisation programme

The 4D is the first vertical saw to offer intelligent cut optimisation as an option. The programme facilitates an automatic cutting sequence, optimum sawing procedure and the best possible material utilisation.

We will consult you about the interfaces to your PPS system. We programme them in line with your requirements and adapt them perfectly for the POP.

■ Import of cutting lists



1. Network with industry software
2. PIOS Professional (software)
3. Data export from industry software
4. OPTILight
5. .NCR file import into 4D
6. 4D (CNC mode/machine control system)
7. 4D sawing centre/panel cutting
8. Basic formats
9. Cuts



PAV & PPS – an unbeatable pair


The vertical and horizontal workpiece movements are performed fully-automatically by the 4D. The automatic clamping fixtures of the PAV panel lowering device ensure that the panels are held firmly and are transported vertically on the saw frame. The fully-automatic PPS unit (programmable panel feeder) allows the panels to be transported horizontally and efficiently through the 4D.

In consultations sessions, we adapt the Striebig 4D to the specific requirements of your company. Customizing á la Striebig that significantly improves the cutting process in your company.

■ PAV – the fully-automatic panel lowering device

The key advantages which you can benefit from by using the optional PAV automatic panel lowering device.

- The PAV clamps are coated and therefore suitable for sensitive surfaces; they can also hold heavy panels securely.
- The clamps on each lowering device hold panels up to a weight of 130kg.
- Controlled vertical transport of the workpiece through the 4D.
- Facilitating the effortless 1-person operation of the saw
- Significant increase in the efficiency and productivity of the saw.



■ PPS – the fully-automatic, programmable panel feeder

The fully-automatic, programmable panel feeder (PPS unit) allows the workpiece to be transported horizontally. The panel is placed securely on

the roller support. The PPS unit grips the panel with its special clamp and positions it with 0.1mm precision. Done.

All the operator has to do is remove the sawn workpiece and stack it.

■ PAV & PPS – the technical facts

- Trimming dimension of the 4D = 2,100mm
- Fast positioning of the PAV clamps with 0.1mm precision
- Combined vertical and horizontal cutting for complicated cutting work



As standard: perfection, precision, efficiency

Space-saving, economic panel cutting with exceptional operating convenience and absolute precision. These are the basic principles of the Striebig 4D. In addition to the established saw parameters of the length, height and width/depth of the workpiece to be sawn, the 4th dimension – time – is also an integral component of each high-end 4D sawing centre.

With the STRIEBIG 4D, you open up totally new dimensions for vertical panel cutting technology. Perfect standard equipment is a matter of course, the wide variety of options is unique.

■ The saw frame – proven design, stable and accurate



- The machine's precision parts produced with 1/100mm accuracy
- Solid, self-supporting, welded, rigid saw frame
- Full-surface support wall made of birch plywood with integral small workpiece support
- Automatic detection of the central support incl. weight detection
- Automatic roller locking feature during the saw cut



Laser-supported display of the horizontal cut (standard)

■ Saw beam & saw unit – fully-automatic sizing cut

■ Saw beam

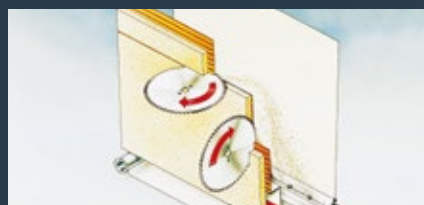
- Stable, durable steel design

■ Saw unit

- Play-free, easy-glide guides
- Very easy to use due to a wide variety of automatic functions
- Robust motor carriage bearing ensures very precise cutting
- 80mm cutting depth (105 or 130mm as options)
- Powerful, high-torque 5.5 kW motor (7.5 hp) (8 kW motor as an option, infinitely variable)
- Electromagnetic motor brake

■ TRK dust extraction system – clean air at all times


Thanks to the integral TRK dust extraction system we achieve dust limit values considerably below 1mg/m³. We are therefore more than 50 % below the applicable recommended values.





■ **Striebig 4D -
a quantum leap in terms of
technology**


- Digital measuring system DMS (both axes)
- 12" touchscreen colour display with touch&saw 2.0 operation
- Automatic saw beam locking with cutting point recognition



- Laser-supported display of the horizontal cut
- Automatic saw unit swivelling in vertical or horizontal cutting position
- Multilingual user interface
- Automatic saw unit plunging and withdrawal
- Electronic positioning system for horizontal cutting EPS.y
- Infinitely variable feed speed 10-25 m/min
- Selectable saw cycle
- Automatic panel end recognition
- Pneumatic clutch for switching easily to manual mode
- Automatic riving knife movement



■ Video of Striebig 4D



- Operating time counter
- Exceptionally efficient integral TRK dust extraction system. Dust limit value well below 1 mg/m^3 .
- Aluminium central support along the entire length of the machine
- Tool database
- Super-silent noise insulation
- ProLock easy-fix tool clamping system
- Horizontal light curtain monitors the danger zone of the 4D and ensures high degree of operating safety

Extend the dimension of space and time

Take advantage of expert consultation services from our market partners to configure your own perfectly customized STRIEBIG 4D. Together, we will design a more efficient production workflow. On request, we will build your 4D with custom dimensions



Striebig 4D 6224 (illustration shows optional features)

■ EPS.x – vertical cutting at your fingertips



Simply tap in the position for the vertical cut on the 12" touchscreen panel. Done!

■ Label printer – comfort directly on the 4D



Positioned directly on the saw, the label printer is fully integrated in the software.

■ ASP – automatic saw beam positioning

Thanks to ASP automatic saw beam positioning, the saw beam does not have to be moved manually.

During the automatic sawing procedure, the saw beam moves to the right position in accordance with the programme settings.

With manual cutting, the operator selects the beam position. The saw beam moves to the right position independently.

■ VSA – even greater cutting quality for coated panels



The VSA is a "must" for larger quantities, a potentially low-quality panel or veneered solid timber panels.



STRIEBIG 4D

■ **Larger cutting depth – EST105 or EST130**



More and more materials require a larger cutting depth.

The 4D can be fitted with EST105 (=105mm cutting depth) or even EST130 (=130mm cutting depth).

■ **WSG – cutting mitres with precision**



The angle cutting unit WSG is used on the left and right next to any vertical cutting point. It is quick and easy to fit.

Applications:
Panels up to 42mm thick, exact angles and mitres of 0° - 46°.

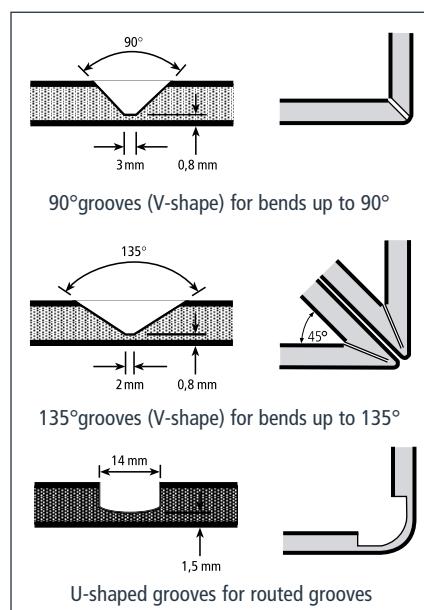
■ **Grooving and routing – expand your range**



With many orders, grooving or routing work is essential. They can be carried out without difficulty on a 4D. You can groove and route both wood materials and composite panels.

For adjustable grooving tools and composite panel grooving tools, only one single depth stop is necessary. This rules out mistakes.

The depth stop is infinitely adjustable using a scalable adjusting collar (up to 25mm).



■ **SSD – saw motor**

Particularly recommended when different materials are frequently cut: SSD – the saw motor with infinitely variable speed.

■ **Paper holder – documents always within reach**

Keeps the work documents available right beside the touchscreen panel.

■ **Options which give you more possibilities**

- PAV – panel lowering device (clamping depth 60 mm)
- PPS – programmable panel feeder
- EPS.x – electronic positioning system for vertical cutting
- VSA – scoring saw unit
- WSG – angle cutting unit
- Label printer
- NVV – grooving accessory for composite panels and adjustable grooving tool
- Paper holder
- POP – panel optimisation programme with automatic sawing procedure
- ASP – automatic saw beam positioning
- EST105/EST130 – increased cutting depth 105 mm or 130 mm
- Saw blade projection 24 mm
- Increased feed speed
- Setup variants for control cabinet
- SSD.8 – saw motor with infinitely variable speed and 8 kW output
- Two-speed saw motor
- Special voltage
- Safety shut-off mat
- Tropical insulation



STRIBIG 4D



CONTROL



EVOLUTION



STANDARD



COMPACT

Impressive: STRIBIG 4D data and dimensions

The high-end sawing centre for totally new dimensions for vertical panel cutting technology. Easy, almost effortless 1-person operation sets a new standard. Highly automated and efficient procedures are a matter of course.

In consultation sessions, we adapt the Striebig 4D to the specific requirements of your company. Customizing à la Striebig that significantly improves the cutting process in your company.

The Striebig 4D – the high-end sawing centre.

STRIBIG 4D							
Type	Dimensions in mm				Cutting range in mm		
	L	H	D1	D2	L* ⁴	H _{vert} * ⁴	H _{hor}
6224 Cutting depth 70/80 mm	7,303	3,126	2,074	1,604	5,300	2,240	2,100
6224 Cutting depth 95-130 mm	7,463	3,241	2,192	1,868	5,300	2,240	2,100
STRIBIG 4D							
Weight of the saw	approx. 1,800 kg		Saw blade speed		4,800 rpm		
Cutting depth	80 mm* ¹		1 extraction connection		Ø 140 mm		
Saw motor rating	5.5 kW		Compressed air connection		6-10 bar		
Saw blade diameter	300 mm* ²		Wattage		7.5 kW		
Saw blade bore	30 mm		Mains connection		3 x 400 V/50 Hz		
Emission sound pressure level at the workplace L _{PA}	83 dB* ³						
Special voltages and frequencies on request.							

(All details refer to the Striebig 4D type 6224)

D1* for free-standing installation · D2* for wall-mounted assembly

*1 Option: up to 130 mm · *2 Option: up to 400 mm *3 Measurement standards and emission values in accordance with EN 1870-14, measurement uncertainty allowance K = 4 dB(A) *4 Cutting range (L x H_{vert}) Panel lowering: 2,800 x 2,170 mm

Extensive range of special sizes available after individual consultation.



The SWISS LABEL emphasises the origin and quality awareness of goods and services of Swiss origin. STRIBIG AG is entitled to the use of this trademark.

Consultation · Sales · Service

Please refer to our website for the most current technical specifications of the STRIBIG 4D. Scan the QR code. Done!



STRIBIG 4D – high-end sawing centre

Exceptionally efficient integrated TRK dust extraction system.**
Dust limit value well below 1 mg/m³.

**TRK is the abbreviation for „Technische Richt-Konzentration“ (technical target concentration).

These values have been applicable since July 1988 and specify the maximum permissible wood dust concentration at the workplace. The TRK value is 2 mg/m³ total dust based on a working average (shift) of 8 hours. Connection to an external dust extraction system is required. The system used must have an extraction performance of 20 m/sec. (vacuum approx. 1,400 Pa.) at the connector in order to meet the TRK specifications.

Striebig AG
Grossmatte 26
CH-6014 Lucerne
Tel. +41(0)41 259 53 53
Fax +41(0)41 259 53 50
www.striebig.com
info@striebig.ch

