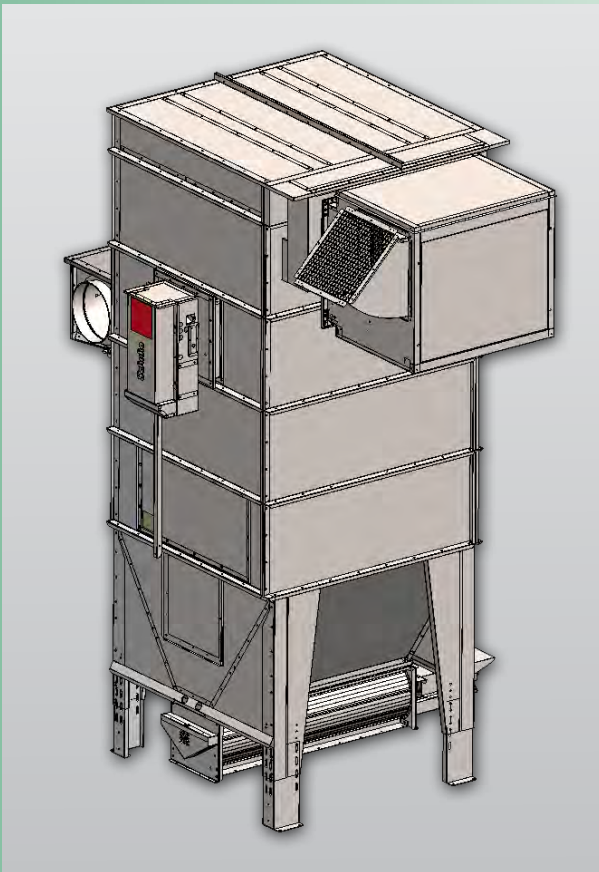


More filtering surface With little space required: VACOMAT type N-1000





VACOMAT N-1000 with a filtering surface of 37 m²

The approved filter **VACOMAT N-1000** offers you the advantages of the big filter systems in a compact, space-saving and most efficient small filter. Its application is meant for small and medium-sized companies demanding air of up to 6000 m³/h, but also large companies using this system as a supplementary element to the existing central extraction system.

The series **VACOMAT N-1000** enables the individual adaptation of extraction performance and filtering surface within the scope of an approved system design. Fan discharge, filtering surface and the continuous disposal system are adapted to the relevant requirements. The dust/chip mix can be pressed or filled into containers.

In case of altered performance requirements the selected extraction system can be adapted to new needs.

The faultless extraction of dusts and chips is implemented in compliance with the regulations issued by the BGHM, the "Employers' Liability Insurance Association Wood and Metal", with approved dedusters (residual dust level 3). The residual dust content of 0.1 mg/m³ is met safely.

More filtering space with only little space required: VACOMAT type N-1000

Individual waste disposal, precisely adaptable:

A variable compilation of components is possible precisely in compliance with in-house requirements. See the overview of our different bottom section designs:


- 1) Bottom section for VACOMAT N-1000 with two dustbins (page 6)
- 2) Bottom section for VACOMAT N-1000 with screw to feed a briquetting press type Compacto (page 7)
- 3) Bottom section for VACOMAT N-1000-RW including an ATEX rotary valve, type 10, 430 x 260 mm, motor-powered, including agitator (page 8)
- 4) Bottom section for VACOMAT N-1000 including an ATEX rotary valve, type 10, 1400 x 260 mm (page 9)
- 5) Bottom section for VACOMAT N-1000 with extraction screw for the connection of an inclined pipe screw with intermediary rotary valve,
 - a) for the filling of chip collecting bags (page 10)
 - b) to fill a chip container (page 11)
- 6) Bottom section for VACOMAT N-1000 with extraction screw for the connection of a transverse screw with intermediary rotary valve,
 - a) for the filling of chip collecting bags (page 12)
 - b) to fill a chip container (page 13)

The automatic extinguisher




The fans:

Sound-insulated fans provide for "quietness" at the factory; with a sound insulation level being between 70 and 76 dB (A) they are extremely quiet. Four performance classes (driving output 4, 5.5, 7.5 and 11 kW) can be supplied.



The blow-in boxes:

The Schuko blow-in expansion box incl. tailback flap and additional sound insulation provides a calmed down and filtersaving material input into the deduster. That sound insulation contributes to the further absorption of structure-borne noise.



The filter cell:

In the filter cell antistatic filtering media (BGIA*-approved), admitted externally and provided with supporting baskets, guarantee the best dust separation. The relevant filtering surfaces are adapted to the fan output.



The control system:

The electrical control system has been designed in protection class 54 acc. to VDE and CEE. Operations of the fan can be started automatically via transformer coils; the same applies to the filter regeneration.

Options include the selection of energy saving slides and the discharging system for the disposal of dust and chips.

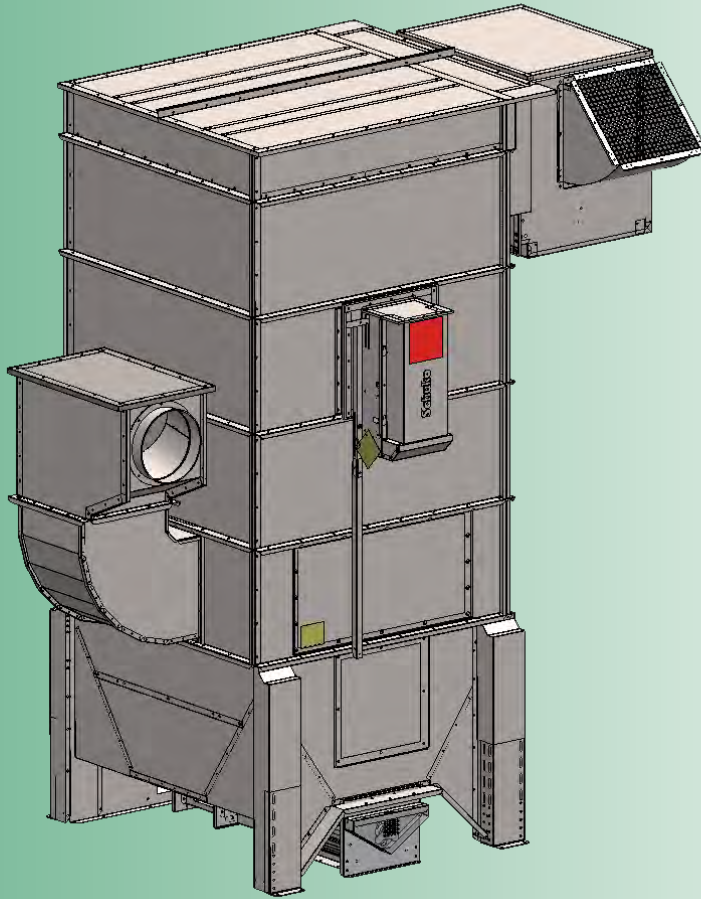
The pneumatic port including the water separator, pressure reducer and pressure gauge for the pneumatic/mechanical filter regeneration are neatly arranged on a special panel. An electropneumatic volume flow monitoring system monitors the minimum air rate in the extraction connector of the machines.

VACOMAT N-1000

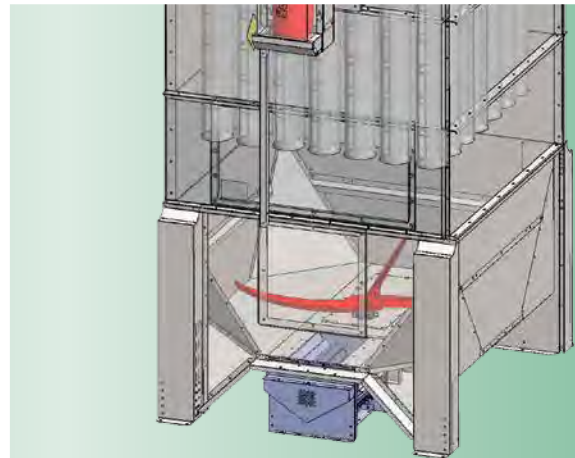
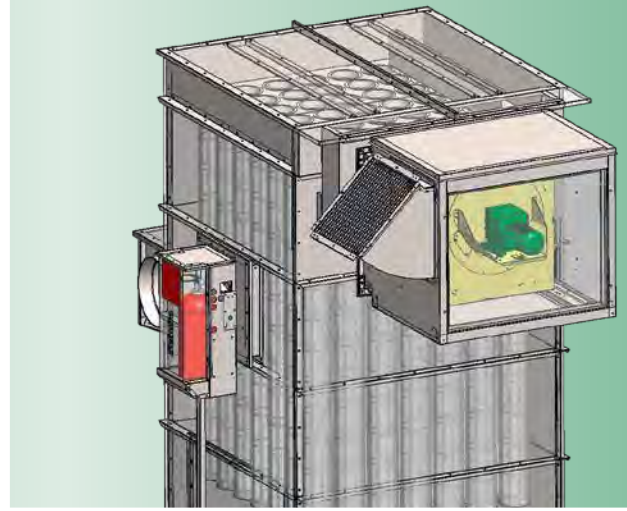
with two dustbins

The expansion cell:

The expansion cell is suitable for the connection of miscellaneous possible dust and chip disposals, like e.g. dustbins, container feed, transport fan, briquetting press etc.



VACOMAT N-1000 with a filtering surface of 50m²



Ready to use - everywhere and at any time – VACOMAT!

Convincing arguments:

✓ Versatility

The VACOMAT N-1000 can be used as a deduster (at max. $V = 6000 \text{ m}^3/\text{h}$; indoor application) as well as a filter system (at max. $7500 \text{ m}^3/\text{h}$; outdoor application).

✓ Expandability

The deduster can be extended to become a larger filter system (63 m^2) for outdoor application.

✓ Approved by the "BG Wood**"

The VACOMAT N-1000 has been approved by the HOLZ-BG* and received the certification mark H3. The requirement concerning the residual dust content of $0.1 \text{ mg}/\text{h}^3$ in the filtered air is definitely met.

✓ Individuality

Individual and performance-related selection of deduster components with respect to fan performance, filtering surface and structural height required.

✓ Space-saving

Setting up the VACOMAT N-1000 unit only requires little space.

Advantages at a glance:

- ✓ variable compilation of components
- ✓ individual waste disposal
- ✓ monitoring of volume flow
- ✓ can be used as a deduster or a filter system
- ✓ only little space for set-up required
- ✓ equipment with compressed air regeneration possible as well
- ✓ GS approved (GS=tested safety)
- ✓ BG approved*

* formerly Employers' Liability Insurance Association Wood, currently: BGHM = Employers' Liability Insurance Association Wood and Metal.

Technical data VACOMAT N-1000, extraction connector max. 300 mm Ø

Fan unit

Vacuum extraction fans of the series VacoVent are available for different output ranges (volume flow and pressing).

Type	Item no.	Power consumption	Dimensions L x W x H	Sound pressure	Volume flow	Setpoint volume flow (20m/s)	Related vacuum	Weight
VacoVent 400	826 100	4.0 kW	1,080 x 840 x 900 mm	70 dB (A)	3,600 m³/h	3,533 m³/h	2,700 Pa	141 kg*
VacoVent 550	826 200	5.5 kW	1,080 x 840 x 900 mm	70 dB (A)	4,500 m³/h	3,533 m³/h	2,850 Pa	150 kg*
VacoVent 750	826 300	7.5 kW	1,080 x 840 x 900 mm	72 dB (A)	5,800 m³/h	3,533 m³/h	3,100 Pa	154 kg*
VacoVent 1100	826 400	11 kW	1,080 x 840 x 900 mm	76 dB (A)	6,000 m³/h	5,087 m³/h	3,800 Pa	176 kg*

* Incl. return air duct

Filter unit

The Schuko deduster series can be supplied – depending on needs and application – with three different filter systems.

Type	Item no.	Filtering surface	Filter medium	Dimensions L x W x H	Filter regeneration pneumomechanical	Filter regeneration by jet cleaning	Compressed air required per cycle	Weight
N-1000 10/25	633 100	25 m²	Hose 1,000 mm long	1,520 x 1,520 x 1,430 mm	standard	optional	P max 6 bar, 40 l / 4 bar	350 kg
N-1000 15/37	633 200	37 m²	Hose 1,500 mm long	1,520 x 1,520 x 2,000 mm	standard	optional	P max 6 bar, 40 l / 4 bar	395 kg
N-1000 20/50	633 300	50 m²	Hose 2,000 mm long	1,520 x 1,520 x 2,570 mm	standard	optional	P max 6 bar, 40 l / 4 bar	465 kg
N-1000 1.25/50	633 800	50 m²	Schuko-Cone® 1,250 mm long	1,520 x 1,520 x 2,000 mm	standard	optional	P max 6 bar, 40 l / 4 bar	465 kg
N-1000 10/210	633 700	210 m²	Cartridge 1,000 mm long	1,520 x 1,520 x 1,430 mm	no	standard	P max 6 bar, 182 l / 4 bar	387 kg
N-1000 10/270	633 400	270 m²	Cartridge 1,000 mm long	1,520 x 1,520 x 1430 mm	no	standard	P max 6 bar, 182 l / 4 bar	387 kg

The VACOMAT N-1000 conforms to the structural type B 1 "explosion-proof structural type".

Scope of supply of the fan unit

The radial fan with a closed wheel is especially appropriate for the pure air sided use in the vacuum range. The fan is installed in additional, Sendzimir galvanised sound insulation housing. The suction side is flanged directly to the VACOMAT N-1000 without loss of pressure and further components to be attached. At the return air port, the pure air side is equipped with a channel duct 45° and a protective grating. The further connection of channel components for outgoing air operation can be implemented as well. The port on the pure air side is 480 x 480 mm and, as a standard, can be implemented on the left or right. The connection in the fan housing is provided with a blind cover opposite the return air connector.

Scope of supply of the filter unit

Depending on needs and application, the Schuko deduster series can be supplied with three different filter systems. The basic units of the N-1000 series have been approved by the BGHM and can be supplied with three different filtering surfaces (25, 37 and 50 m²) depending on the quantity of air desired. The filtering material is antistatic and BGIA*²-approved. The filter bags fed from outside and equipped with supporting baskets guarantee the best possible dust separation as well as highly effective filter purification. Applications: wooden chips and wood dusts.

Optionally, the N-1000 can also be equipped with the patented filter system of the type Schuko-Cone®. This filter system contains double wall filter bags. If a compact system with a large filtering surface is required, this type is recommended. The N-1000 with Schuko-Cone® can be supplied with a filtering surface of 50 m² and a filter bag length of 1250 mm. Application: wood dusts.

As to industrial special applications (grinding stations) the filter system N-1000 can be supplied with filtering cartridges. Optionally, a filtering surface of 210 or 270 m² can be installed. Konfiguration by Schuko is required. For the dedusting systems see the technical data table.

Scope of supply of the control system

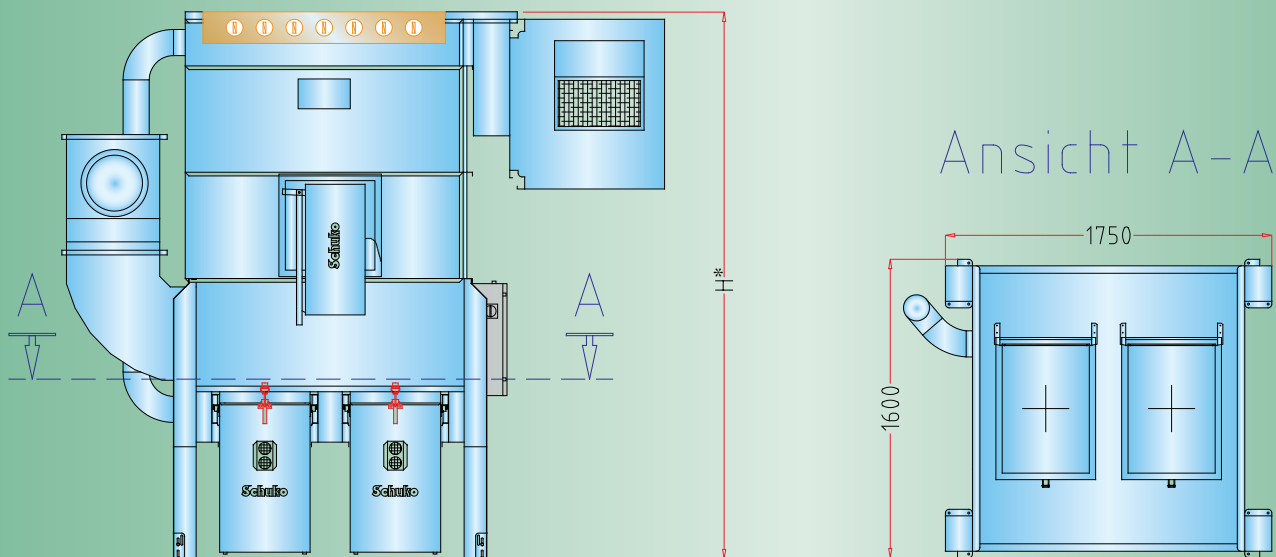
As a standard, the VACOMAT N-1000 is equipped with an open panel included in the list price and directly attached to the unit, with an adjustable load cell with a signal lamp to monitor the volume flow (extraction output), a pressure gauge with a water separator for the compressed air and a control system for the pneumomechanical filter regeneration. The activation of the filter regeneration is implemented automatically via the control cabinet. In addition, this can also be done via a manually actuated pushbutton. This element is installed in the subsequent control cabinets for the fan control.

Attention! Depending on the type of VACOMAT N-1000, its fan output and its electrically operated equipment an additional control cabinet may need to be ordered.

For transport reasons, the electrical wiring within the system of the VACOMAT N-1000 (control cabinet - fan - rotary valve - limit switch) must be installed by the customer.

*² Institute for Occupational Safety and Health run by the Employers' Liability Insurance Association (currently: IFT "Institute for Occupational Safety and Health").

1) Bottom section for VACOMAT N-1000 with two dustbins



- * Length of filter bag 1,000 mm = 2,930 mm (filtering surface 25 m²)
- * Length of filter bag 1,500 mm = 3,500 mm (filtering surface 37 m²)
- * Length of filter bag 2,000 mm = 4,070 mm (filtering surface 50 m²)

Ready to use - everywhere and at any time – VACOMAT!

1) Bottom section for VACOMAT N-1000 with two dustbins

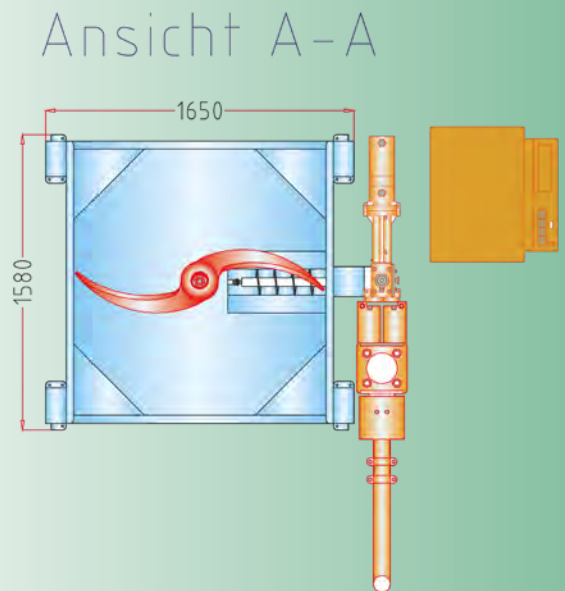
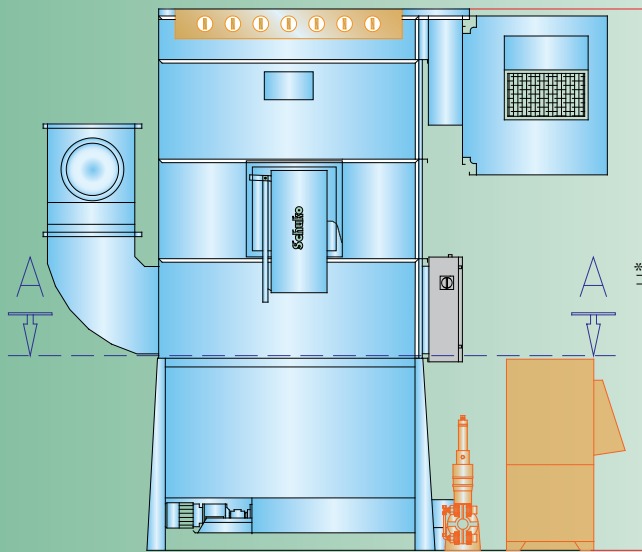
Item no.: 635 350

The bottom section for disposal is equipped with two chip collector containers and inserted chip collector bags (item no. 582 500). This is a stable and self-supporting steel construction. The chip collectors are connected automatically with the vacuum system of the filtering plant via an independent coupling system without obstructive vacuum hoses.

The steel components and the lining are made of hot-galvanised or Sendzimir-galvanised sectional steel or steel sheet.

The chip blow-in and expansion room is designed in such a way, that the chip and dust air mix can expand well and the load of the filter medium is low. On the front of the raw air room (blow-in room), there is an opening (480 x 480 mm) for the connection of a blow-in box with the relevant tailback flap (as a standard).

2) Bottom section for VACOMAT N-1000 with screw, to feed a briquetting press type Compacto



- * Length of filter bag 1,000 mm = 2,530 mm (filtering surface 25 m²)
- * Length of filter bag 1,500 mm = 3,100 mm (filtering surface 37 m²)
- * Length of filter bag 2,000 mm = 3,670 mm (filtering surface 50 m²)

Ready to use - everywhere and at any time – VACOMAT!

2) Bottom section for VACOMAT N-1000 with screw discharge and agitator, to transport the dust into a briquetting press type Compacto

Item no.: 635 500

The bottom section for disposal for the connection of a Compacto briquetting press is a stable and self-supporting steel construction. The steel components and the lining are made of hot-galvanised or Sendzimir-galvanised sectional steel or steel sheet. The chip blow-in and expansion room is designed such that the chip and dust air mix can expand well and the load of the filter medium is low. Chips are discharged from the expansion room continuously via a screw conveyor. An agitator efficiently prevents the formation of arches over the screw. The discharging interval is controlled by the Schuko briquetting press.

On the front of the raw air room (blow-in room) there is an opening (750 x 250 mm) for the connection of a blow-in box with the relevant tailback flap (as a standard).

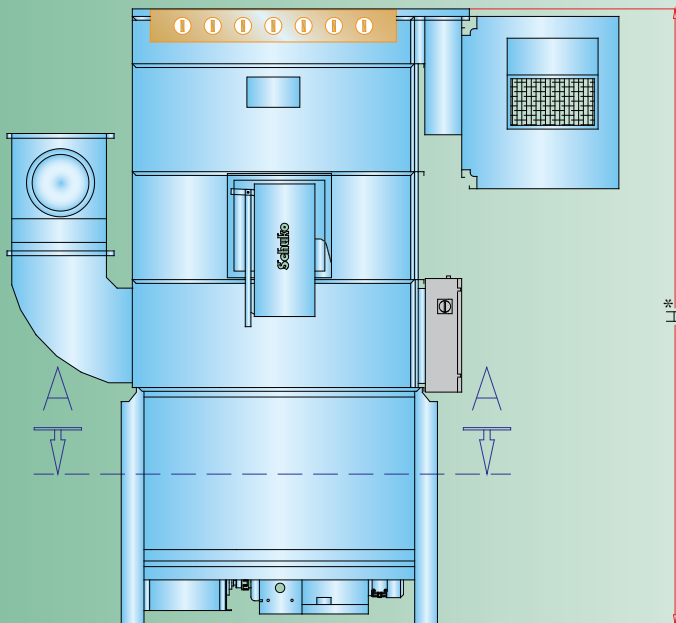
Screw discharge with agitator: gear motor 1.5 kW, 5.98/3.45 ampere, 34.9 rpm, 400 V, 50 Hz, weight 210 kg

Accessories:

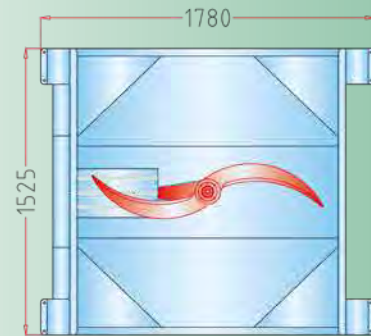
You can choose from the selection of Compacto briquetting presses with hydraulic drive, made by Schuko:

- C O M P A C T O 700 S-20, order no. 740700, 3 kW, 1400 rpm, 230/400 V, 50 Hz, briquetting output depending on the kind of chip and humidity 25 to 30 kg/h, complete with 63 l of hydraulic oil.
- C O M P A C T O 800 S-20, order no. 740900, 3 kW, 1400 rpm, 400 V, 50 Hz, briquetting output depending on the kind of chip and humidity 30 to 45 kg/h, complete with 63 l of hydraulic oil.
- C O M P A C T O 1100 S-20, order no. 741100, 4 kW, 1400 rpm, 400 V, 50 Hz, briquetting output depending on the kind of chip and humidity 60 to 75 kg/h, complete with 90 l of hydraulic oil LF.
- C O M P A C T O 1800 S-20, order no. 741800, 7.5 kW, 1400 rpm, 400 V, 50 Hz, briquetting output depending on kind of chip and humidity 85 to 110 kg/h, complete with 160 l of hydraulic oil (attention: propulsion of the discharging screw: 2.2 kW, 40 rpm).
- C O M P A C T O 2200 S-20/75, order no. 742200, 11 kW, 1400 rpm, 400 V, 50 Hz, briquetting output depending on kind of chip and humidity 100 to 150 kg/h, complete with 250 l of hydraulic oil incl. oil cooler (attention: propulsion of the discharging screw: 2.2 kW, 40 rpm).
- C O M P A C T O 2500 S-20/75, order no. 742500, 15 kW, 1400 rpm, 400 V, 50 Hz, briquetting output depending on kind of chip and humidity 150 to 200 kg/h, complete with 280 l of hydraulic oil incl. oil cooler (attention: propulsion of the discharging screw: 2.2 kW, 40 rpm).

3) Bottom section for VACOMAT N-1000-ZR including an ATEX rotary valve, type 10, 430 x 260 mm, motor-powered, including agitator



Ansicht A-A



- * Length of filter bag 1,000 mm = 2,550 mm (filtering surface 25 m²)
- * Length of filter bag 1,500 mm = 3,120 mm (filtering surface 37 m²)
- * Length of filter bag 2,000 mm = 3,690 mm (filtering surface 50 m²)

If an extraction channel is required, the relevant extraction diameter + 100 mm have to be taken into consideration.

Ready to use - everywhere and at any time – VACOMAT!

3) Bottom section for VACOMAT N-1000-ZR including an ATEX rotary valve, type 10, 430 x 260 mm, motor-powered, including agitator

Item no.: 635 600

The N-1000-ZR (ZR = rotary valve + agitator) contains an ATEX approved rotary valve, type 10. The N-1000-ZR is equipped with a gear motor with an output of 0.55 kW and which drives the agitator and a rotary valve via a massive angular gear unit and a claw coupling. The agitator admits the occurring dust and chip material to the rotary valve and prevents the formation of an arch. The rotary valve can be used to fill a chip container.

Alternatively, the rotary valve can be combined with an extraction channel or a chute. If an extraction channel is required, the height should be accounted for (the relevant extraction diameter + 100 mm). The use of a transport fan then allows the pneumatic transport into a silo or a container.

The container has been approved by the EXAM-BBG (test and certification institute). It meets its shock pressure stability and maximum safety requirements and to explosion prevention together with the ATEX approved Schuko rotary valve.

Thanks to the especially stable container design, the plant can operate in a vacuum as well as under overpressure.

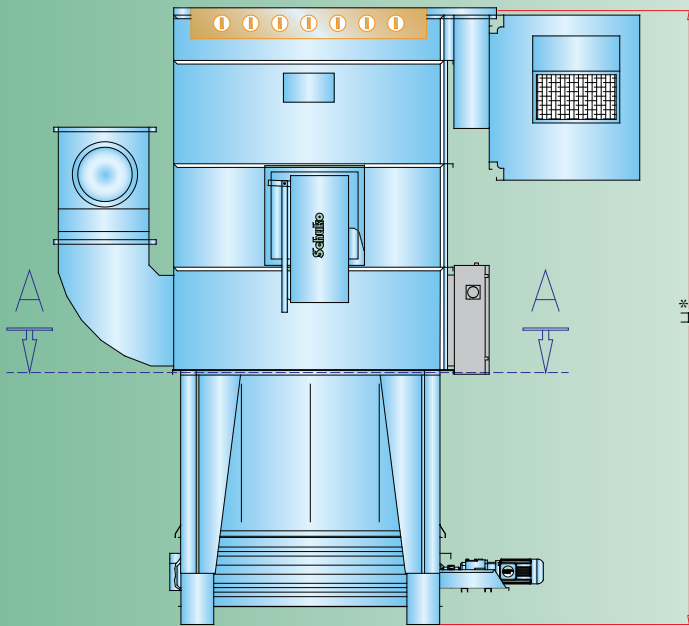
As a standard, the container is provided with an opening of 750 x 250 mm to connect a Schuko blow-in box.

Thanks to an amply dimensioned expansion room, a very high material pre-separation is guaranteed.

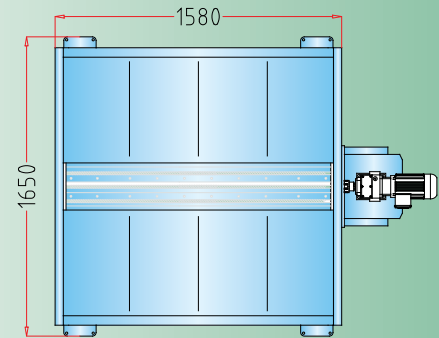
Thus, durability and service life of the filter unit are improved considerably.

Rotary valve, type ZRS 10, 430 x 260 mm, motor: 0.55 kW, 10.3 rpm, 400 V, 50 Hz, 1.05 A, ATEX approved, CE Ex II 1/-D c, 135 degrees C, acc. to 94/9/EG, structural height: 380 mm, L x W (input opening) x H: 430 x 260 x 380 mm

4) Bottom section for VACOMAT N-1000 for the installation of an ATEX-RV, type 10, 1400 x 260 mm



Ansicht A-A



- * Length of filter bag 1,000 mm = 3,400 mm (filtering surface 25 m²)
- * Length of filter bag 1,500 mm = 3,970 mm (filtering surface 37 m²)
- * Length of filter bag 2,000 mm = 4,540 mm (filtering surface 50 m²)

Ready to use - everywhere and at any time – VACOMAT!

4) Bottom section for VACOMAT N-1000 for the installation of an ATEX-RV, type 10, 1400 x 260 mm

Item no.: 635 340

The N-1000 is prepared for the installation of an ATEX rotary valve 1400 x 260 mm. The construction is a self-supporting stable steel design. Steel components and the lining are made of hot-galvanised or Sendzimir-galvanised sectional steel or steel sheet. The chip blow-in and expansion room is designed so that the chip / dust-air mixture can expand well and the load of the filter medium is low.

Chips are discharged from the expansion room continuously via a rotary valve which can be extended downward by means of a chute and admits the material discharged to a container or a silo.

If a pneumatic further transport of the chip material discharged is desired, an extraction channel can be mounted below the rotary valve. Then, that channel is linked to a pneumatic transport system (transport fan).

The transport line can end in a chip container or a silo.

On the front of the raw air room (blow-in room) there is an opening (750 x 250 mm) for the connection of a blow-in box with the relevant tailback flap (as a standard).

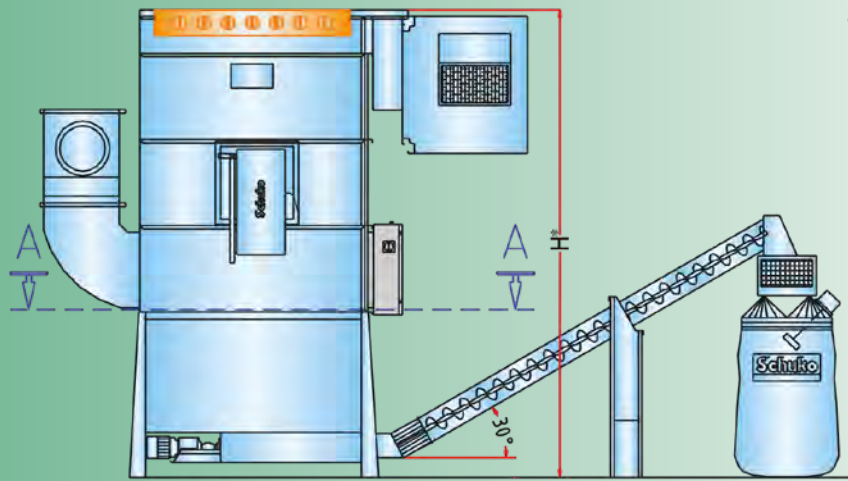
Accessories:

Rotary valve, type 10, 1400 x 260 mm Item no.: 710 820

Motor: 0.37 kW, 10.4 rpm, 400 V, 50 Hz, 1.05 A

ATEX-approved, CE Ex II 1/-D c, acc. to 94/9/EG

L x W (input opening) x H: 1400 x 260 x 380 mm

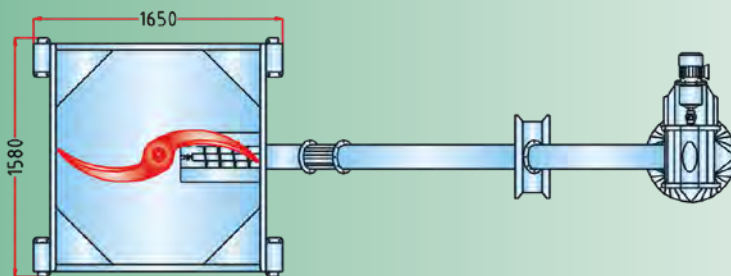


5) Bottom section for VACOMAT N-1000 with extraction screw for the connection of an inclined pipe screw with intermediary rotary valve,

a) for the filling of chip collecting bags

*

Ansicht A-A



- * Length of filter bag 1,000 mm = 3,100 mm (filtering surface 25 m²)
- * Length of filter bag 1,500 mm = 3,670 mm (filtering surface 37 m²)
- * Length of filter bag 2,000 mm = 4,240 mm (filtering surface 50 m²)

Ready to use - everywhere and at any time – VACOMAT!

5) Bottom section for VACOMAT N-1000 with extraction screw for the connection of an inclined pipe screw with intermediary rotary valve, a) for the filling of chip collecting bags

Item no.: 635 500*

The bottom section with a diameter of 600 mm is a stable and self-supporting steel construction.

Steel components and lining are made of hot-galvanised or Sendzimir-galvanised sectional steel or steel sheet. The chip blow-in and expansion room is designed so that the chip / dust air mix can expand well and the load of the filter medium is low.

Chips are continuously discharged from the expansion room via a screw conveyor. An agitator efficiently prevents the formation of arches over the screw. The screw conveyor is operated through an inclined pipe followed by a bagging unit. The agitator and the screw conveyor in the inclined pipe are driven by a joint gear motor.

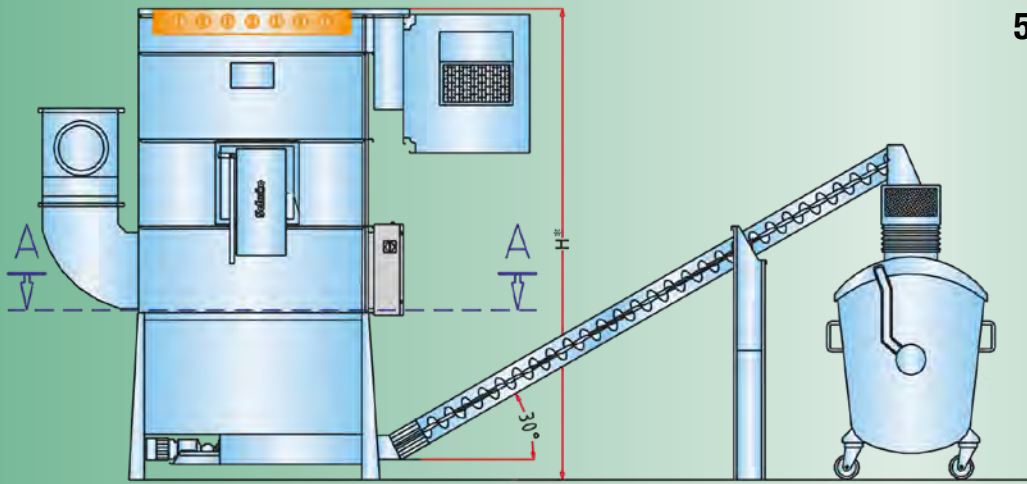
The filling level of the chip collecting bag is monitored by an installed level monitor/rotary blade sensor (attention: additional price). When the maximum level of the chip collecting bag is reached, the level monitor deactivates the discharge and triggers a visual signal. A protective cover is mounted over the chip collecting bag. The connector of the chip collecting bag fastening is equipped with an explosion-proof safety switch. As soon as the clamping ring for the chip collecting bag is removed or not available, the discharging screw is electrically disabled.

On the front of the raw air room (blow-in room) there is an opening (750 x 250 mm) for the connection of a blow-in box with the relevant tailback flap (as a standard).

Screw discharge with agitator, inclined pipe and filling from chip collecting bag:

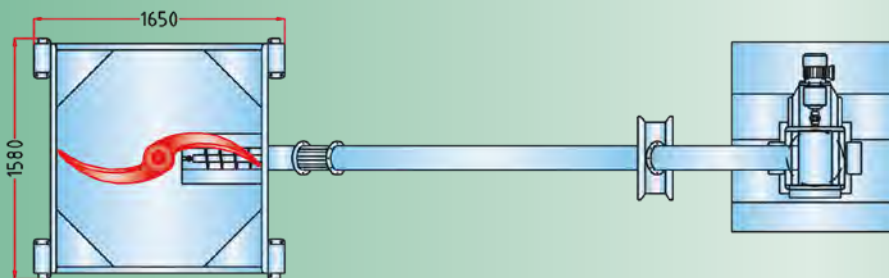
Gear motor: 0.55 kW, 1.55 A, 10 rpm, 400 V, 50 Hz, weight 268.5 kg

* Here special design: as a standard, this unit is supplied with a connection for a briquetting press.



**5) Bottom section for VACOMAT N-1000 with discharging screw for the connection of an inclined pipe screw with intermediary rotary valve,
b) to fill a chip container**

View A-A



- * Length of filter bag 1,000 mm = 3,100 mm (filtering surface 25 m²),
- * Length of filter bag 1,500 mm = 3,670 mm (filtering surface 37 m²)
- * Length of filter bag 2,000 mm = 4,240 mm (filtering surface 50 m²)

Ready to use - everywhere and at any time – VACOMAT!

5) Bottom section for VACOMAT N-1000 with extraction screw for the connection of an inclined pipe screw with intermediary rotary valve, b) to fill a chip container

Item no.: 635 500*

An inclined pipe extractor with a connecting element to a container should be connected to the bottom section of the appliance. This is a stable and self-supporting steel construction. Steel components and lining are made of hot-galvanised or Sendzimir-galvanised sectional steel or steel sheet. The chip blow-in and expansion room is designed so that the chip / dust air mix can expand well and the load of the filter medium is low. Chips are continuously discharged from the expansion room via a screw conveyor. An agitator efficiently prevents the formation of arches over the screw. The screw conveyor is operated through an inclined pipe followed by a container connection. The container supplied by the customer is fed via a flexible container connection. When the container needs to be replaced, the container connection is lifted and suspended into the holding device.

Thus, a safety switch is actuated; it disables the discharging installation (agitator, screw and lock). The filling level of the chip collecting bag is monitored by an installed rotary blade sensor (attention: additional price). When the maximum level of the chip collecting bag is reached, the level monitor deactivates the discharge and triggers a visual signal.

On the front of the raw air room (blow-in room) there is an opening (750 x 250 mm) for the connection of a blow-in box with the relevant tailback flap (as a standard).

Chip storage container type N-1000, incl. first outfeeding screw and stirrer (0,55 kW / 12 rpm) prepared for connection with a second inclined pipe screw to feed a container (a rotary valve will be recommended).

Options for 5a and 5b:

Rotary valve: Order no.: 635 900, type ZRS 10, 350 x 260 mm

Motor: 0.25 kW, 10.4 rpm, 400 Volt, 50 Hz, 0.80 A, ATEX-approved, CE Ex II 1/-D c, acc. to 94/9/EG, L X W (input opening) x H: 350 x 260 x 380 mm

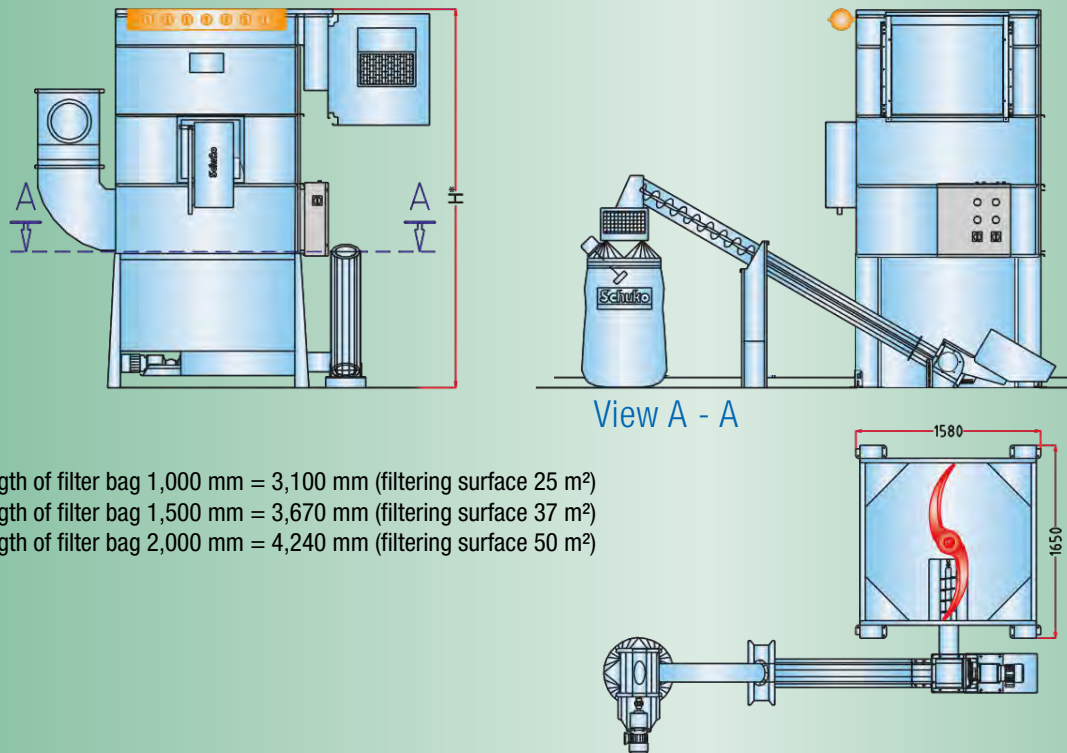
Inclined pipe screw to connect chip collecting bags or a chip container: Order no.: 636 100

Extension of the inclined pipe screw per metre: Order no.: 636 200

* Here special design: as a standard, this unit is supplied with a connection for a briquetting press.

6) Bottom section for VACOMAT N-1000 with extraction screw for the connection of a transverse screw with intermediary rotary valve,

a) for the filling of chip collecting bags



- * Length of filter bag 1,000 mm = 3,100 mm (filtering surface 25 m²)
- * Length of filter bag 1,500 mm = 3,670 mm (filtering surface 37 m²)
- * Length of filter bag 2,000 mm = 4,240 mm (filtering surface 50 m²)

Ready to use - everywhere and at any time – VACOMAT!

6) Bottom section for VACOMAT N-1000 with extraction screw for the connection of a transverse screw with intermediary rotary valve,

a) for the filling of chip collecting bags

Item no.: 635 500*

A transverse extractor with a bagging station to fill with a chip collecting bag (diameter 600 mm) should be connected to the bottom section of the appliance. This is a stable and self-supporting steel construction.

Steel components and lining are made of hot-galvanised or Sendzimir-galvanised sectional steel or steel sheet. The chip blow-in and expansion room is designed so that the chip / dust air mix can expand well and the load of the filter medium is low.

Chips are continuously discharged from the expansion room via a screw conveyor. An agitator efficiently prevents the formation of arches over the screw. The screw conveyor is operated through an inclined pipe followed by a bagging unit.

The agitator and the screw conveyor in the inclined pipe are driven by a joint gear motor. The filling level of the chip collecting bag is monitored by an installed level monitor/rotary blade sensor (attention: additional price). When the maximum level of the chip collecting bag is reached, the level monitor deactivates the discharge and triggers a visual signal. A protective cover is mounted over the chip collecting bag.

The connector of the chip collecting bag fastening is equipped with an explosion-proof safety switch. As soon as the clamping ring for the chip collecting bag is removed or not available, the discharging screw is disabled electrically with all its pins.

On the front of the raw air room (blow-in room) is there an opening (750 x 250 mm) for the connection of a blow-in box with the relevant tailback flap (as a standard).

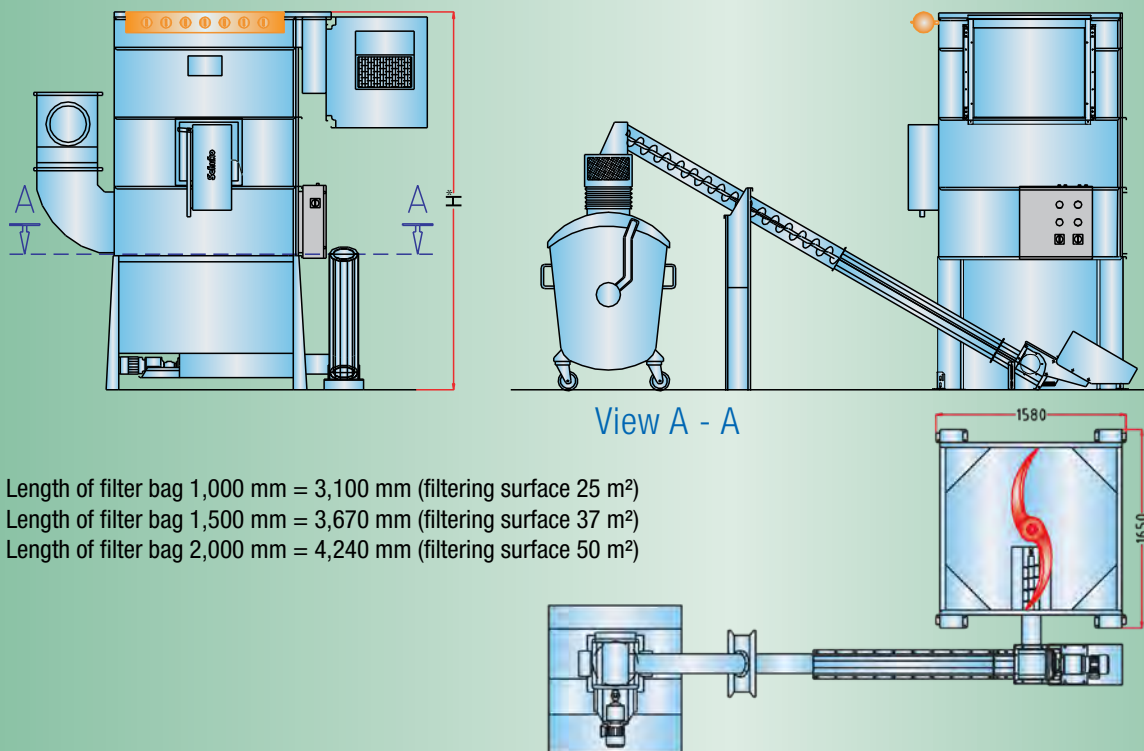
Screw discharge with agitator, inclined pipe and filling from chip collecting bag:

Gear motor: 0.55 kW, 1.55 A, 10 rpm, 400 V, 50 Hz, weight 268.5 kg

* Here special design: as a standard, this unit is supplied with a connection for a briquetting press.

6) Bottom section for VACOMAT N-1000 with extraction screw for the connection of a transverse screw with intermediary rotary valve,

b) to fill a chip container



- * Length of filter bag 1,000 mm = 3,100 mm (filtering surface 25 m²)
- * Length of filter bag 1,500 mm = 3,670 mm (filtering surface 37 m²)
- * Length of filter bag 2,000 mm = 4,240 mm (filtering surface 50 m²)

Ready to use - everywhere and at any time – VACOMAT!

6 b) to fill a chip container

Item no.: 635 500*

A transverse extractor with a bagging station to fill with a chip collecting bag (diameter 600 mm) should be connected to the bottom section of the appliance. This is a stable and self-supporting steel construction. Steel components and lining are made of hot-galvanised or Sendzimir-galvanised sectional steel or steel sheet. The chip blow-in and expansion room is designed so that the chip / dust air mix can expand well and the load of the filter medium is low. Chips are discharged from the expansion room continuously via a screw conveyor. An agitator efficiently prevents the formation of arches over the screw. The screw conveyor is operated through an inclined pipe followed by a container connection. The container supplied by the customer is fed via a flexible container connection.

When the container needs to be replaced, the container connection is lifted and suspended into the holding device provided for that purpose. Thus, a safety switch is actuated; it disables the discharging installation (agitator, screw and lock). The filling level of the chip collecting bag is monitored by a rotary blade sensor (attention: additional price). When the maximum level of the chip collecting bag is reached, the level monitor deactivates the discharge and triggers a visual signal. A protective cover is mounted over the chip collecting bag. The connector of the chip collecting bag fastening is equipped with an explosion-proof safety switch. As soon as the clamping ring for the chip collecting bag is removed or not available, the discharging screw is disabled electrically with all its pins.

On the face of the raw air room (blow-in room) there is an opening (750 x 250 mm) for the connection of a blow-in box with the relevant tailback flap (as a standard).

Chip storage container type N-1000, incl. first outfeeding screw and stirrer (0,55 kW / 12 rpm) prepared for connection with a second, crosswise, feeding screw (0,55 kW / 17 rpm) to feed a container (a rotary valve will be recommended).

Options for 6 a and 6 b:

Rotary valve : Order no.: 635 900, type ZRS 10, 350 x 260 mm, Motor: 0.25 kW, 10.4 rpm, 400 Volt, 50 Hz, 0.80 A, ATEX-approved, CE Ex II 1/-D c, acc. to 94/9/EG, L x W (input opening) x H: 350 x 260 x 380 mm


Feeding screw to connect chip collecting bags or a chip container: Order no.: 636 800, Motor: 0.55 kW, 12 rpm, 400 Volt, 50 Hz, 0.80 A, Speed screw: 17 rpm

Extension of the inclined pipe screw per metre: Order no.: 636 200

* Here special design: as a standard, this unit is supplied with a connection for a briquetting press.



This will not happen to you with us!



Schuko

Dust extraction and filter technology

Schuko International GmbH & Co. KG
Zossener Straße 4 / Gewerbegebiet
14959 Trebbin, Germany

☎ +49 (0)33731 / 77 77-94 or -95
Fax +49 (0)33731 / 77 77-96

info@schuko.com
www.schuko.com