



# HT

*DELTA*



*HIGH SPEED  
JOINTED  
THROUGHFEED  
PLANER  
MOULDER*



# HT

## DELTA



### THE ECONOMICAL WAY TO INCREASE OUTPUT AND PROFIT

#### HIGH SPECIFICATION STANDARD FEATURES

- 5 and 6 head configuration.
- Heavy duty cast iron frame.
- Hard chrome plated bed throughout machine.
- Heavy duty pneumatically linked infeed system.
- Manual or optional electronic 're-matic' jointers.
- Combination straight and profile jointers.
- Full width driven bed rollers.
- Pneumatics to both top head chipbreakers and pad pressures.

*The HT DELTA five and six head moulders are affordable jointed machines developed to meet the needs of companies wishing to increase production and improve quality.*


*The operator friendly DELTA range is designed for quick set-up and flexibility of operation. High specification features are standard with the DELTA and combined with strength of engineering excellence, give life long reliability and high quality output.*



Top head manual jointer – combination straight and profile jointer.

Optional 're-matic' jointers for remote operation shown with control panel (inset).



Optional 're-matic' jointer on top head for both straight or profile jointing.



Heavy duty gearbox and cardan drive with central electronic inverter feed drive.


Short in-feed table with the unique Wadkin nip roller method giving the ultimate in feeding power.

Top head chipbreaker unit is pneumatically controlled. Also highlighted is driven bed roller between top heads.




# HT

## 5



# HT

## 6



## TECHNICAL INFORMATION

		HT5 /42	HT5 /60	HT6 /42	HT6 /60
Maximum finished size	Standard	220 x 120mm (8 <sup>5</sup> / <sub>8</sub> " x 4 <sup>3</sup> / <sub>4</sub> ")		220 x 120mm (8 <sup>5</sup> / <sub>8</sub> " x 4 <sup>3</sup> / <sub>4</sub> ")	
	Optional	235 x 120mm (9 <sup>1</sup> / <sub>4</sub> " x 4 <sup>3</sup> / <sub>4</sub> ")		235 x 120mm (9 <sup>1</sup> / <sub>4</sub> " x 4 <sup>3</sup> / <sub>4</sub> ")	
Minimum finished size		15 x 6mm (5 <sup>8</sup> / <sub>16</sub> " x 1 <sup>1</sup> / <sub>4</sub> ")		15 x 6mm (5 <sup>8</sup> / <sub>16</sub> " x 1 <sup>1</sup> / <sub>4</sub> ")	
Feed Speed		6-42 m/min	10-60 m/min	6-42 m/min	10-60 m/min
		(18-140 ft min)	(33-200 ft min)	(18-140 ft min)	(33-200 ft min)
Feed Motor Power		7.5 kW (10 hp)	11 kW (15 hp)	7.5 kW (10 hp)	11 kW (15 hp)
Spindle Diameters		40mm/50mm/1 <sup>13</sup> / <sub>16</sub> "		40mm/50mm/1 <sup>13</sup> / <sub>16</sub> "	
Spindle Speeds		6000 rpm		6000 rpm	
Maximum Cutting Circles	First Bottom Head	160mm (6 <sup>1</sup> / <sub>4</sub> ")		160mm (6 <sup>1</sup> / <sub>4</sub> ")	
	Fence Side Head	205mm (8")		205mm (8")	
	Near Side Head	205mm (8")		205mm (8")	
	First Top Head	250mm (10")		250mm (10")	
	Second Top Head	250mm (10")		250mm (10")	
	Second Bottom Head	250mm (10")		250mm (10")	
Minimum Cutting Circles	All Heads	125mm (5")		125mm (5")	
Motor Powers	First Bottom Head	11kW (15 hp)	11kW (15 hp)	11 kW (15 hp)	11kW (15 hp)
	Fence Side Head	7.5 kW (10 hp)	11kW (15 hp)	7.5 kW (10 hp)	11 kW (15 hp)
	Near Side Head	7.5 kW (10 hp)	11kW (15 hp)	7.5 kW (10 hp)	11 kW (15 hp)
	First Top Head	15 kW (20 hp)	18.5 kW (25 hp)	15 kW (20 hp)	18.5 kW (25 hp)
	Second Top Head			15 kW (20 hp)	18.5 kW (25 hp)
	Second Bottom Head	11kW (15 hp)	15 kW (20 hp)	11kW (15 hp)	15 kW (20 hp)



As our policy is constantly to improve design, the details given in this leaflet are not to be regarded as binding. Certain models illustrated are of CE specification. Please ask your local Wadkin office or representative for details of specifications to suit your area.

Certain illustrations show guarding removed for clarity.



### Wadkin North America

Tel: +1 336 6651907

Fax: +1 336 6650576

E-mail: usa@wadkin.com

### Wadkin Australia

Tel: +61 (0) 7 38901244

Fax: +61 (0) 7 38901992

E-mail: australia@wadkin.com

### Wadkin Asia

Tel: +60 (0) 3 7334711

Fax: +60 (0) 3 7334702

E-mail: asia@wadkin.com

### Wadkin Ltd.

Green Lane Road

Leicester LE5 4PF, England

Tel: +44 (0)116 2769111

Fax: +44 (0)116 2744567

E-mail: info@wadkin.com