

CNC-Processing Center Venture 450



Venture 450

Highlights:

- Machine frame made of SORB TECH® → faster vibration absorption (up to 80%)
- 3 working lengths available: 3300 / 4500 / 6500 mm
- Routing dimension in Y up to 1550 mm
- Vector speed X/Y 110 m/min
- LED-positioning system – up to 70% faster positioning
- K-table – tubeless vacuum clamping system
- Second row of stops in standard version
- Electronic surveillance of all stops
- High-Speed 7500 – 31 drilling spindles (21 vertical / 10 horizontal)
- Patented quick change system for the vertical spindles
- Patented automatic spindle clamping system
- High-Speed grooving saw (0° / 90°)
- 16 HP (12 kW) HSK routing spindle
- C-axis 360° - interpolated
- FLEX5+ interface (option)
- HSK auxiliary routing spindle
- 22 places for tool changing (14/ 8)
- Program-controlled extraction connection for an optimum extraction behavior
- 2 CNC-controlled Z-axes
- Software bundle for machine and PC
- Toolbox »STARTER KIT«


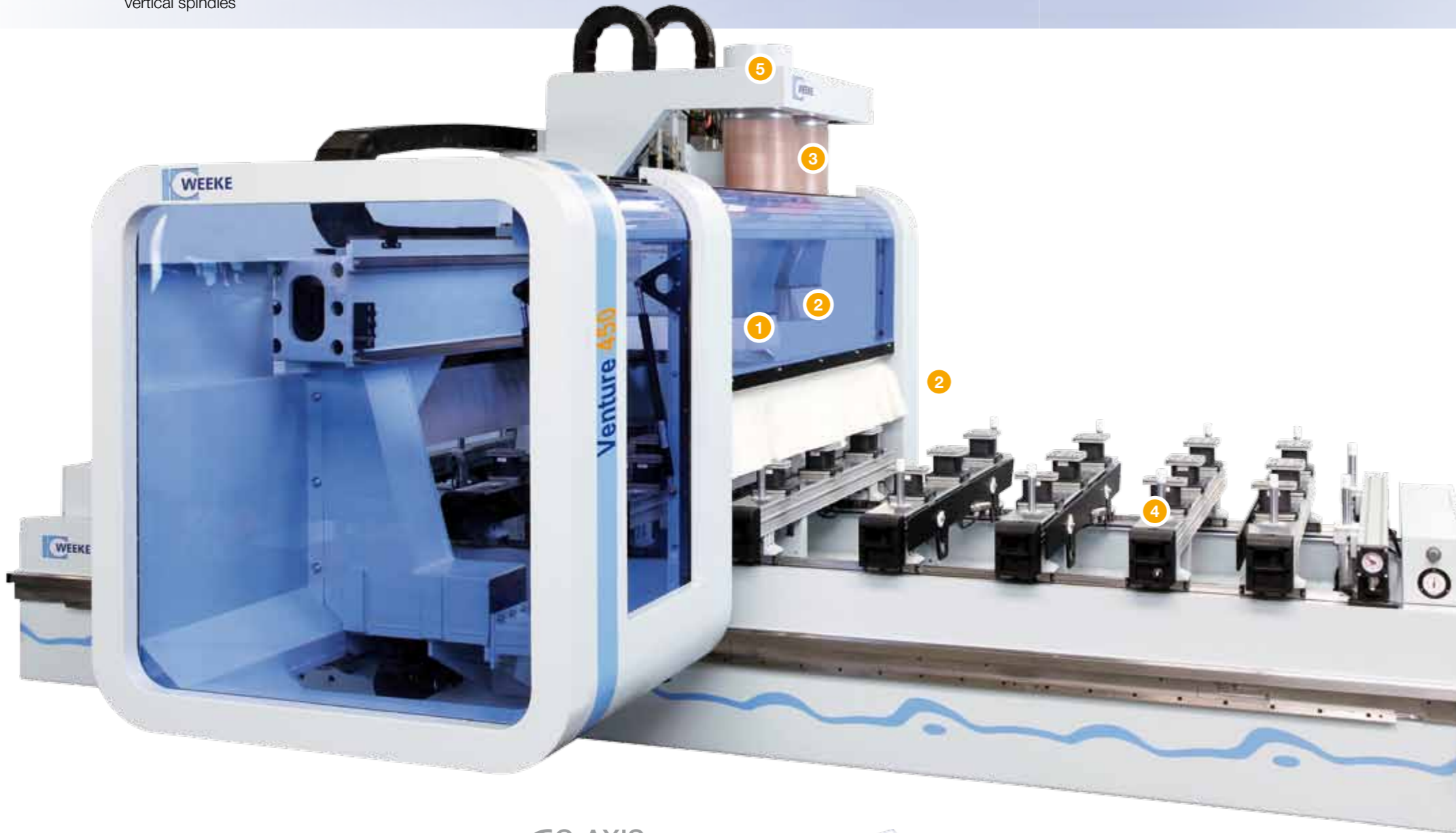


Configuration

- Powerful 16 HP (12 kW) HSK routing spindle
- 1 C-axis 360° - interpolated
- 9 kW auxiliary routing spindle
- 21 vertical drilling spindles
- 10 horizontal drilling spindles
- 1 grooving saw Ø 125 mm (0° / 90°)

22 tool changing systems in standard version

- 1 x 8 (moving in X and Y)
- 1 x 14 (moving in X)



2 CNC-controlled Z-axes

- Optimal dust extraction and bigger operative range for processing aggregates
- Weight distribution of the mass (processing aggregates) to the two Z-axes → more stability, higher processing quality



Electronic cylinder surveillance

Enhanced security with the electronic surveillance of lower cylinder positions at all integrated stops



Program-controlled extraction connection

For an optimum extraction behavior and economic use of extraction energy (ecoPlus)

All inclusive – »Standards«



High-Speed 7500

Spindles with 1500 - 7500 RPM incl. the patented quick change system



Automatic spindle clamping system

Patented system for exact drilling depth at any time with different materials



Workpiece feeding rail

Solid feeding rails to ease »sheeting« of heavy workpieces





LED-positioning system

The LED-lights display the correct position of the cups to the operator → up to 70 % faster positioning



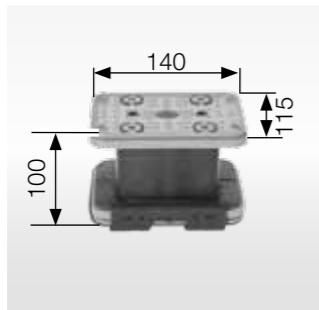
power control PC85

- 17" TFT-monitor
- Provision teleservice capability
- USB frontside bus
- Ethernet connection 10/100 Mbit
- Ergonomic hand terminal
- Position of the switch cabinet »freely selectable« (left/right)



Vacuum cups

75 x 125 mm



Vacuum cups

140 x 115 mm



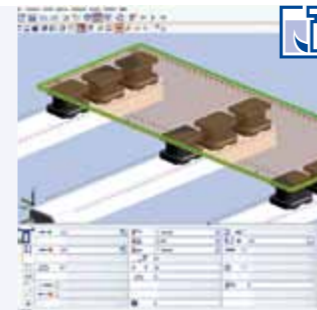
Sealed energy cable

Secure and protected cable guide (X-Y-Z)




Linear guiding system

Sealed »long-life« linear guiding system



woodWOP

- Modern software based on Windows®
- More than 16.000 installations worldwide



3D CNC-Simulator

- Simulates the processing in the order it is stored in the NC-program
- Allows time calculation
- Collision check of the vacuum




MCC

- Simple control of main machine functions through soft keys
- Graphical loading



Machine Data Recording

Machine Data Recording - collecting and evaluating machine states via time meter and event meter



Tool pick-up station

Secure and quick fitting of the tool changer



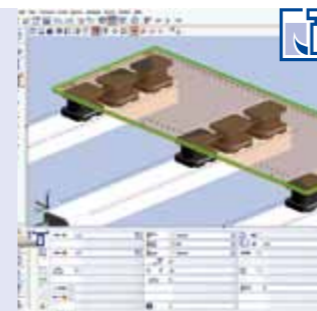
Toolbox »STARTER KIT«

Top equipment – from the very start



4 Tilting stops for veneer overhang

Guarantee simple positioning of panels with veneer overhang




woodWOP

- Modern software based on Windows®
- More than 16.000 installations worldwide



woodAssembler

- To visualize woodWOP-programs (MPR) in 3D
- Enables the construction of individual workpieces to finished objects



woodVisio

- Objects generated in woodAssembler or Blum Dynalog can be provided with a surface material
- The objects are displayed in a free-standing position



woodWOP DXF Basic

- Interface for CAD-Data Import
- Basis to generate woodWOP programs

Software | Machine

Software | Office

You may contact us - WORLDWIDE



Teleservice possibility via basic internet-connection
(TSN-possibility)
Competent spare parts service

WEEKE Communication:
Up-to-date information at all times:
www.weeke.de

Any questions, new ideas, criticism & praise to:
info@weeke.de



Options




Air-conditioning
Air-conditioned cabinet



Multi clamping system
E.g. for frame and narrow parts



PowerClamp
E.g. for processing of solid wood components from 6 sides (lowerable base plate)



Chip conveyor
Chip conveyor integrated in the machine frame for disposing of the chips and waste



Additional tilting stops for veneer overhang
Guarantee simple positioning of panels with veneer overhang



Software

- woodWOP DXF Professional
- Machine Data Recording Professional
- Barcode Software



Pneumatical Service Device
Adapted for the left and right working field



woodCAD/CAM
Creates reliability in the order and manufacturing process from the first sketch to the final product



Aggregates

HIGH PERFORMANCE



High Performance Planing Aggregate



High Performance Sawing
Ø 240 mm



High Performance Drilling/Sawing/Routing
2 spindles,
Ø 240 mm



High Performance Cam box router
2 spindles,
Ø 16/20 mm



High Performance Drilling/Routing
swivelling
(0° - 90°),
Ø 220 mm

FLEX5
.....
FLEX5+
.....



Drilling/Routing/Sawing



Drilling/Routing/Sawing
2 spindles,
240 mm



Drilling/Routing
4 spindles,
70 mm



Cam box router
2 spindles,
Ø 16/20 mm



Drilling/Sawing, swivelling -
(0° - 90°),
Ø 220 mm



Drilling/Routing, swivelling cranked -
(0° - 90°)



Tracing routing aggregate with tracing ring
Ø 70 mm |
130 mm



Corner notching



Horizontal routing aggregate



Fitting drilling head, 3 spindles



Cutting aggregate



Underfloor aggregate

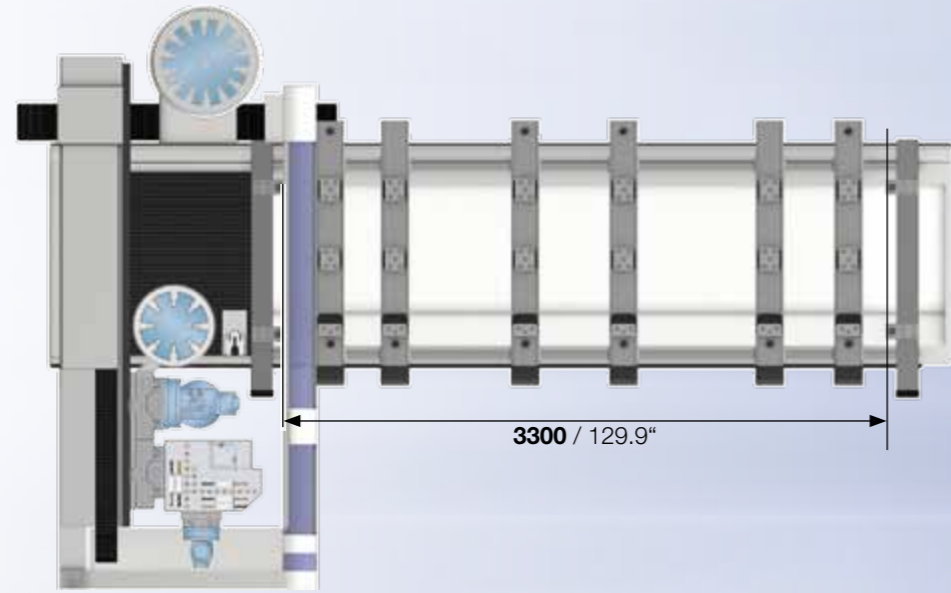


Flush trimming aggregate

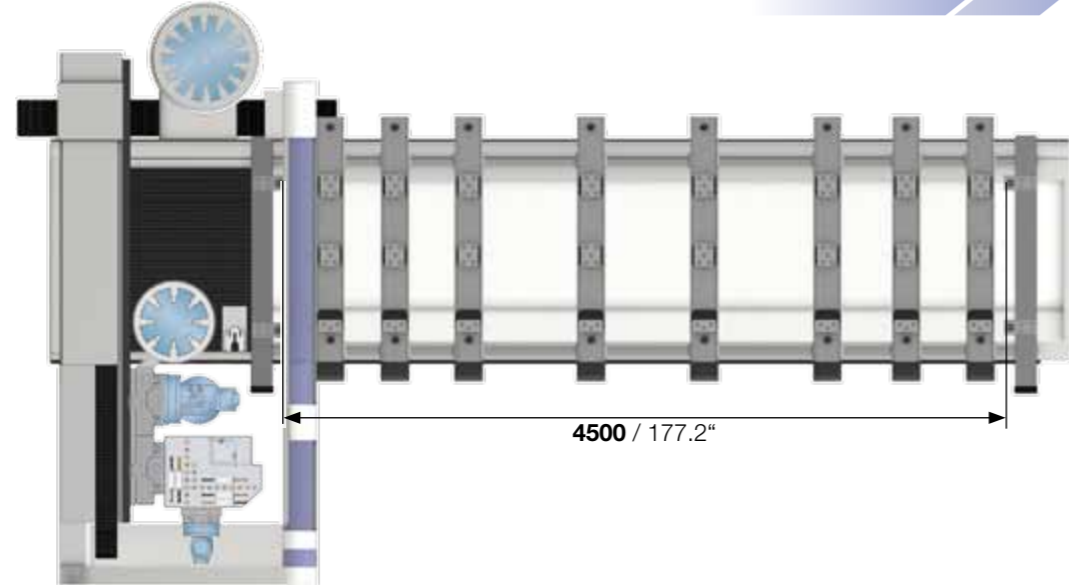


Working fields Venture 450


M



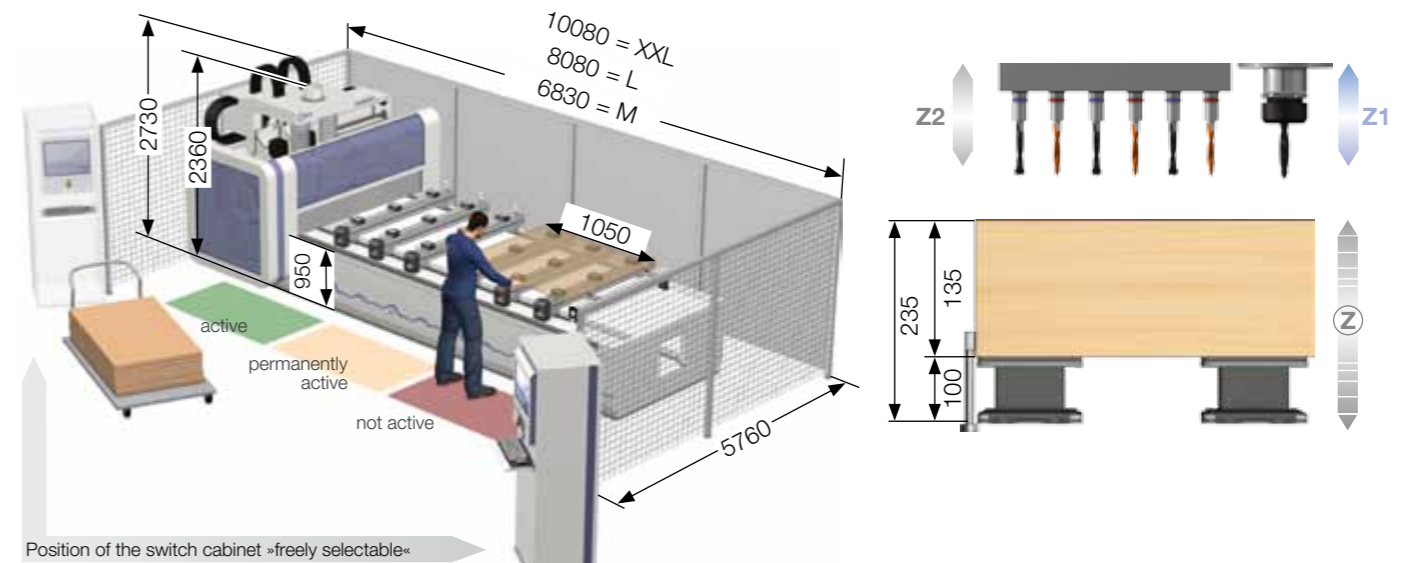
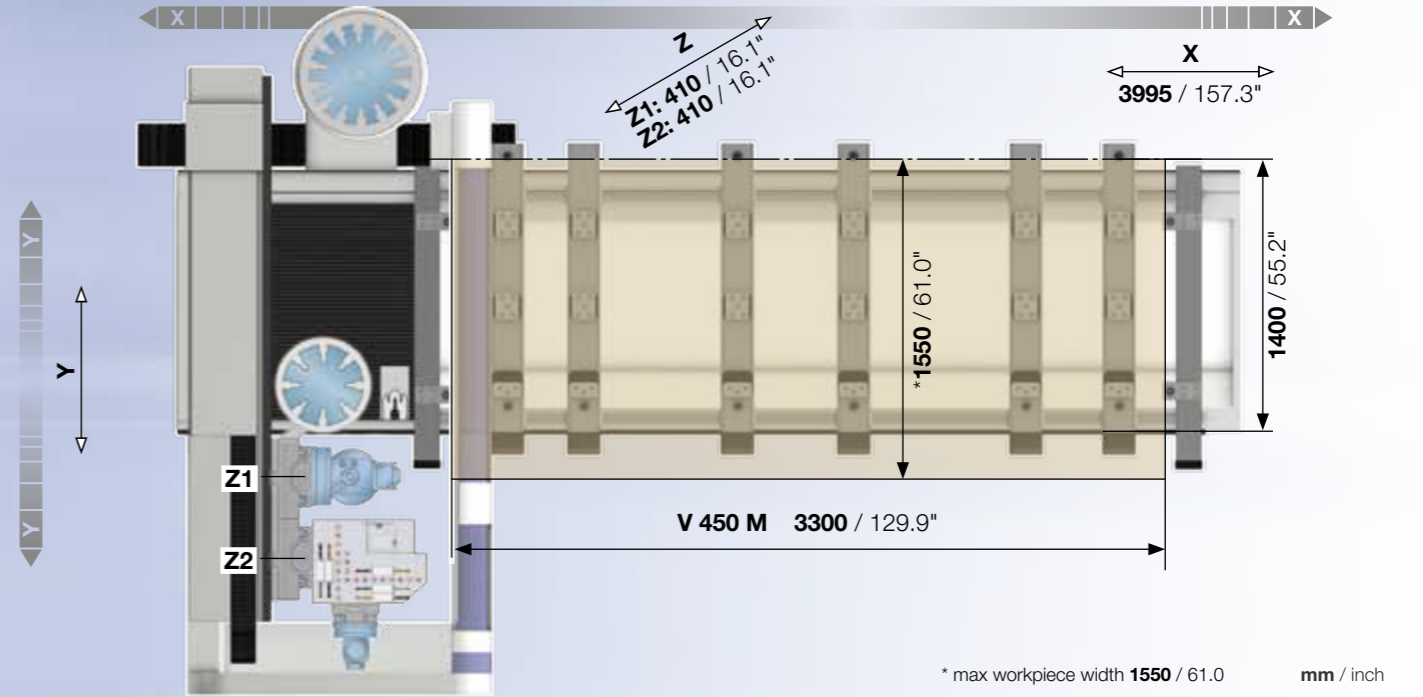
L



XXL



Technical data



		X	Y	Z
Working field M	mm / inch	3300 / 129.9	1400 / 55.2	135 / 5.3
Working field L	mm / inch	4500 / 177.0	1400 / 55.2	135 / 5.3
Working field XXL	mm / inch	6500 / 255.9	1400 / 55.2	135 / 5.3
		M	L	XXL
Two-field operation	mm / inch	1250 / 49.2	1850 / 72.8	2850 / 112.2
Alternating operation	mm / inch	1050 / 41.3	1650 / 65.0	2650 / 104.3
Vector speed	m/min	(X - Y) 110 - (Z) 20	(X - Y) 110 - (Z) 20	(X - Y) 110 - (Z) 20
Compressed air connection	inch	R ½	R ½	R ½
Compressed air required	bar	7	7	7
Dust extraction port	mm	Ø 250	Ø 250	Ø 250
Dust extraction volume	m³/h	min. 4950	min. 4950	min. 4950
Total machine weight	kg	appr. 8100	appr. 9400	appr. 10900
Electrical power – total connection load	kW	23,5	26,5	26,5
Switch cabinet L - W - H	mm	1080 - 800 - 1970	1080 - 800 - 1970	1080 - 800 - 1970

NOTE: Equipment as described in this brochure is subject to technical changes and further developments. Some photos show options which are not included in the standard machine configuration. Technical data refer to standard equipment and are not binding for the order. Furniture pictures by kind permission of Möbel Westmann, Gütersloh



Member of the HOMAG Group



WEEKE Bohrsysteme GmbH

Benzstrasse 10-16
33442 Herzebrock-Clarholz
GERMANY

Phone: +49 5245 445-0

Fax: +49 5245 445-44 139

info@weeke.de – www.weeke.de