


# LS Series




The Alpha-Brush LS Series of lineal sanders are designed and built for a wide variety of applications; from small runs, to high volume production and everything in between. Designed to quickly and uniformly process linear parts made of wood, metal, plastic or composites. The LS sanders can be ordered to match your specific applications.

The sanding heads can be mounted on the top (T), the bottom (B) or the sides (S) with as many sanding heads as needed. Standard sanders include the TS, TB, SB or TSB. Custom machines with extra sanding heads are available upon request. Standard machine width is 300mm & parts height 100mm.




LS-TS




LS-TSB

All sanders are built with a heavy-duty frame for durability with heavy-duty motors and components for years of demanding use. The LS sanders are easy to set-up and use featuring SIKO counters for quick adjustments measured in 0.1mm or setting the sanding heads to new positions or past settings.




LS-TSSB



LS-TB

# Specifications

<b>Thickness of work piece:</b>	Min 0mm - max 100mm (4")
<b>Conveyor Roller width:</b>	300mm ( 12" )
<b>Conveyor motor:</b>	0,75 kw
<b>Speed of conveyor belt:</b>	3– 15 m/min. ( 9-45 f/min)
<b>Diameter of side heads:</b>	300mm (12") 1,1 kw
<b>Diameter of top/bottom head:</b>	300mm (12") 1,1 kw
<b>Machine weight:</b>	475– 1000 kg (950-2000 LBS)
<b>Machine dimensions (mm):</b>	L=2560mm x W=1400mm x H=1786mm
<b>Machine dimensions (inch):</b>	L=109" x W=55" x H=70"



## Standard Features

- Heavy duty motors
- Easy changing of abrasives
- Heavy duty construction
- Extra large sanding wheels

Authorised Dealer