


Edge banding machines

Optimat KDN 740 - KDF 780 2C



Perfect edges for sophisticated customers



Optimat: Hi-Tech needn't cost more

In "Optimat 2", the Homag Group presents a new generation of machines for the wood processing industry and woodworking, which are even more tailored to the requirements of our customers. All Optimat machines share the same leading edge technology, the same legendary quality and the reliability associated with the Homag Group. And since Optimat machines are produced in series, you can also reap the financial benefits.


Pioneering machine design

Besides their groundbreaking technology, the Optimat KDN 740 - KDF 780 2C also set new standards in machine design, guaranteeing maximum value retention over many years.



Optimat KDF 770 C

Optimat KDF 770 C



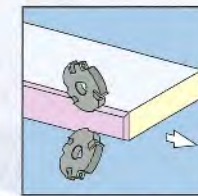
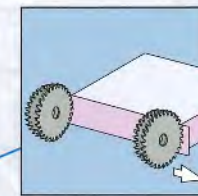
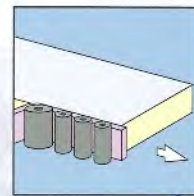
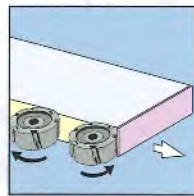

User-friendly processing units

Efficient processing units for flexible production

All processing units share high precision quick changeover, service-friendly design and a high safety standard.



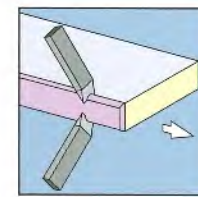
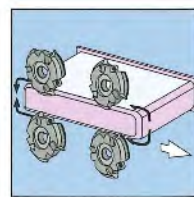


Automatic infeed device for coil material from outside of the hood area (as option).



Machine control

All standard models are equipped with PC 16 comfort control, which is very simple and clear to operate. Set-up times are significantly reduced as numerous processing programs can be saved and recalled within seconds.

Operating data and plain text diagnostics are also included as standard. The standard modem allows for remote diagnosis.



1. Joint trimming unit

For optimal edge quality. Two cutting motors of 2.2 kW each, 12.000 rpm, equipped with diamond cutters. Rotating direction: synchronus / counter direction.

2. QUICKMELT gluing unit

Leak-proof quick-heating container inc. QUICKMELT pre-melt unit. Infrared heating system for increased gluing quality. Automatic edge infeed for coils and fixed lengths.

3. End trimming unit, straight/bevel

Two trimming motors of 0.35 kW each 12.000 rpm. including pneumatic straight/bevel trimming.

4. Flush trimming unit

Two trimming motors of 0.55 kW each, 12.000 rpm. Swivelling from 0-25 degrees. Equipped with combination straight/radius cutters. Digital counters for all adjustments. One or two units are included according to machine type.

5. Contour trimming unit

For corner radiusing. Two motors of 0.35 kW each, 12.000 rpm, equipped with radius insert cutters.

6. Profile scraping unit/Radius - chamfer

For scraping / smoothing of radii or chamfers. With pneumatic adjustment from control console (optional).

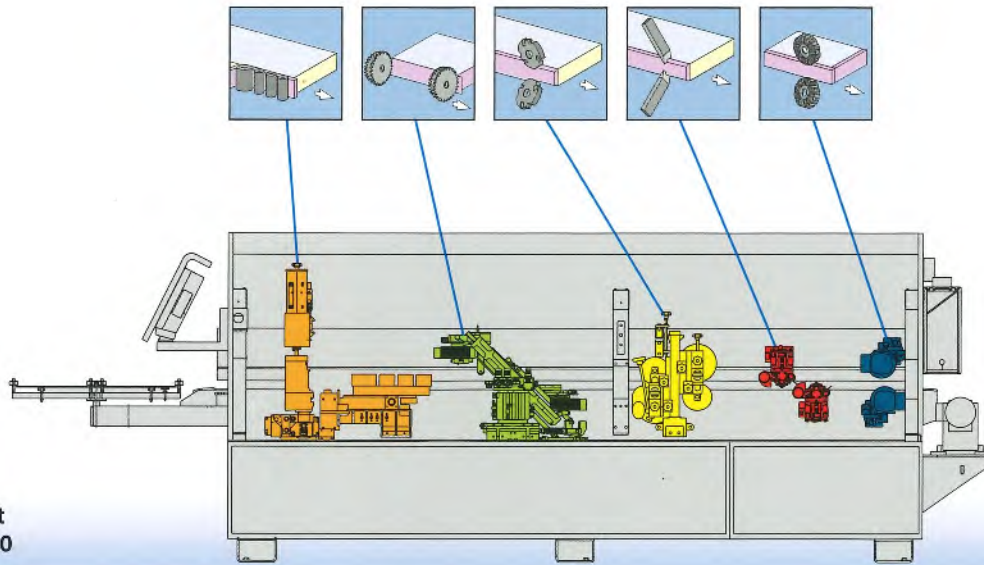
Surface scraping unit (optional)

For scraping and/or cleaning of workpiece surfaces in glue jointing area to remove residual hot melt. Pneumatic blow-off device for cleaning cutting edges, as well as pneumatic adjustment.

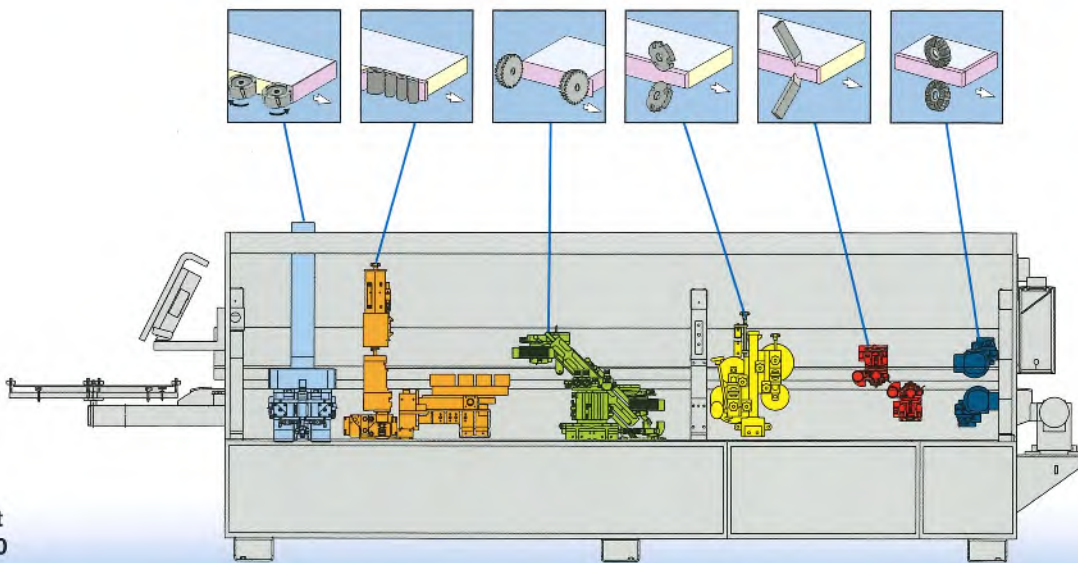
7. Buffing unit

For polishing of edges. 2 motors of 0.18kW each (with optional Oscillation device and pneumatic insertion control).

Technical data

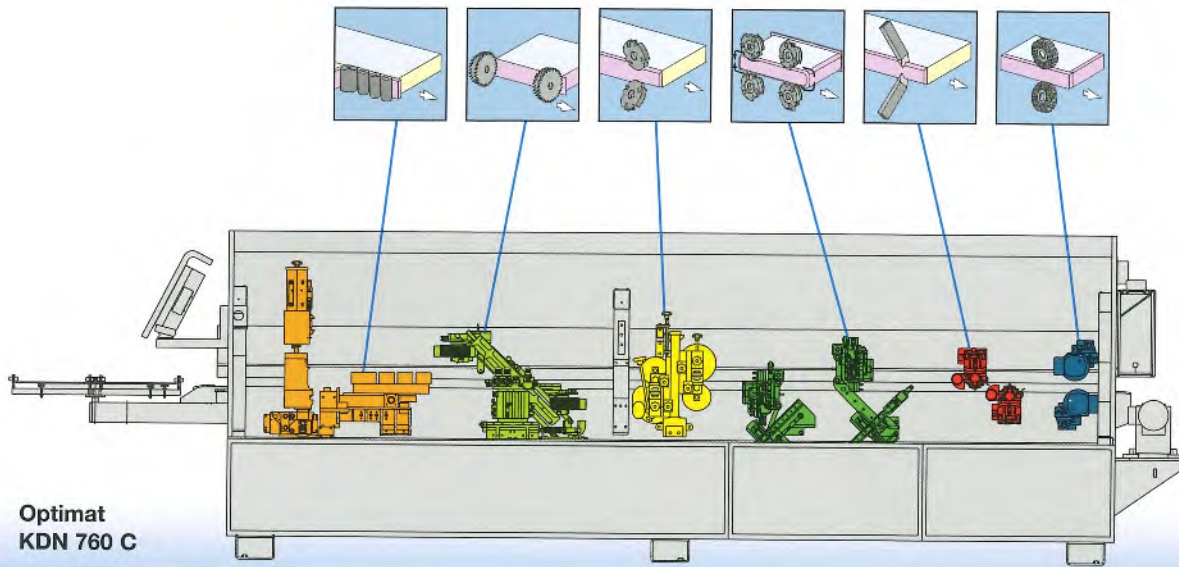


**Optimat
KDN 740**

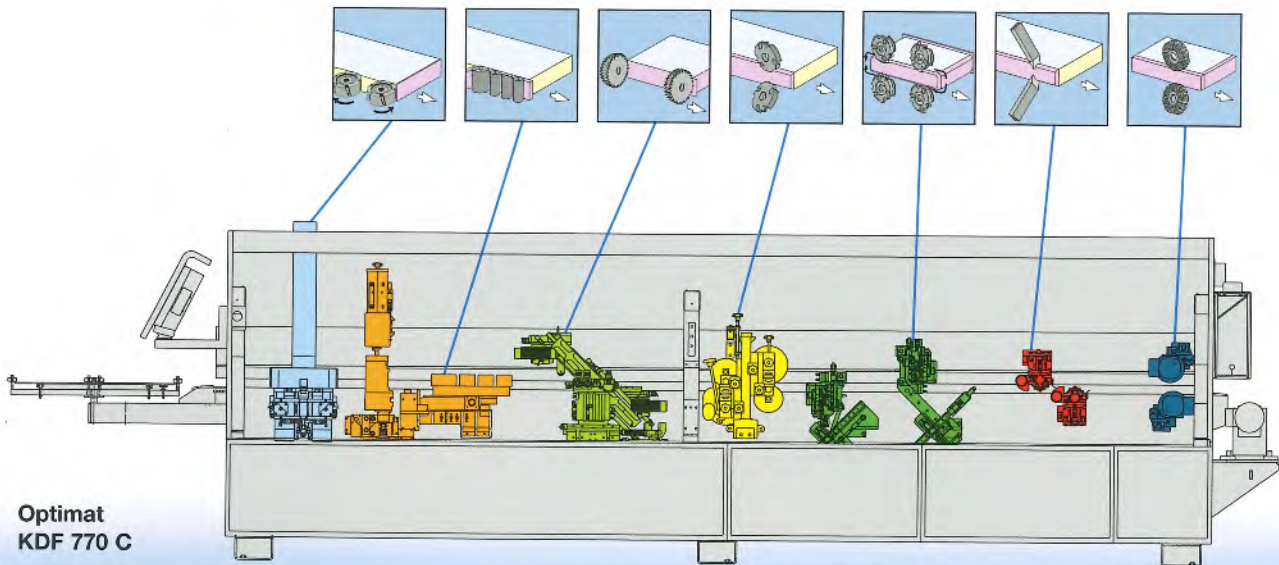


**Optimat
KDF 750**

	KDN 740	KDF 750
Machine length (mm)	5360	5860
Connected load (kW)	10	15
Weight (kg)	1650	2050
Dust outlet diameter (mm)	1x120/1x100	2x120/1x100
Feed speed (m/min)		11 - 20 vari.
Machine dimensions WxH (mm)		1000 x 1700
Workpiece thickness (mm)		8 - 60
Edge thickness (mm)		0,4 - 12(15)
Coil cut-off (mm)		3 x 45/1 x 65
Working height (mm)		950
Power		400 V - 3 Ph - 50 Hz
Air pressure requirements (bar)		6
Noise emission (dBA)		84/85



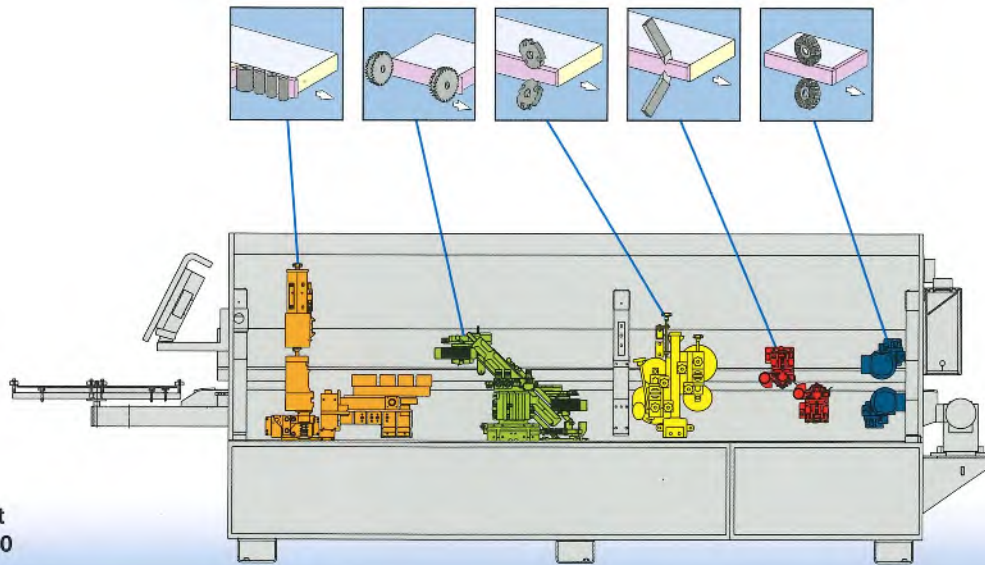
**Optimat
KDN 760 C**



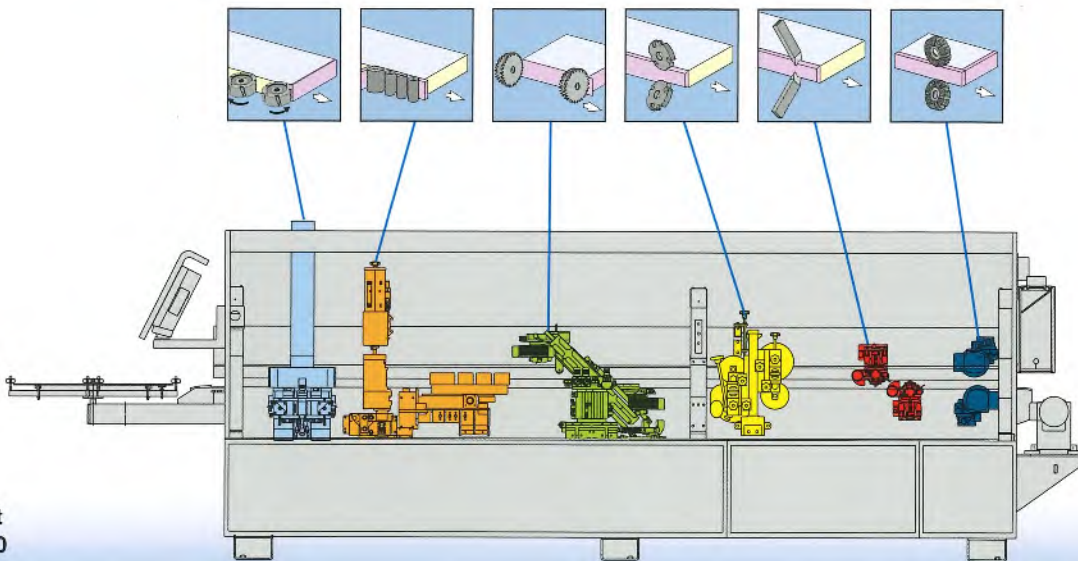
**Optimat
KDF 770 C**

	KDN 760 C	KDF 770 C
Machine length (mm)	6360	6860
Connected load (kW)	11	18
Weight (kg)	2300	2500
Dust outlet diameter (mm)	1x160/1x100	1x120/1x160/1x100
Feed speed (m/min)		11 - 20 vari
Machine dimensions WxH (mm)		1000 x 1700
Workpiece thickness (mm)		8 - 60
Edge thickness (mm)		0,4 - 12(15)
Coil cut-off (mm)		3 x 45/1 x 65
Working height (mm)		950
Power		400 V - 3 Ph - 50 Hz
Air pressure requirements (bar)		6
Noise emission (dBA)		84/85

Technical data

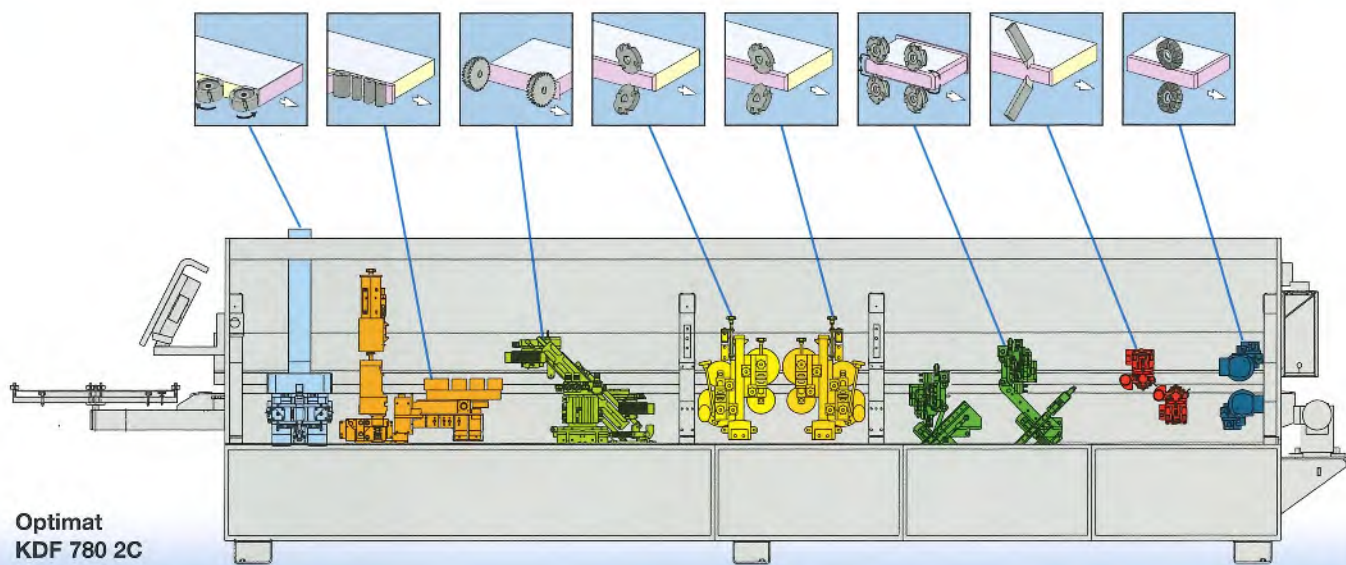
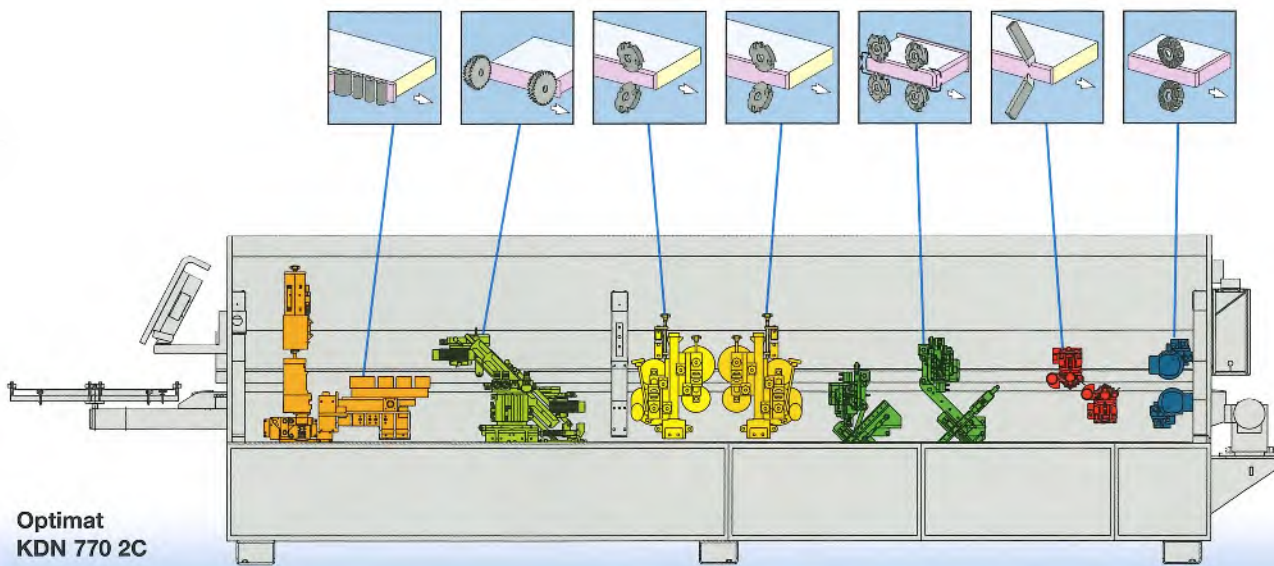


**Optimat
KDN 740**



**Optimat
KDF 750**

	KDN 740	KDF 750
Machine length (mm)	5360	5860
Connected load (kW)	10	15
Weight (kg)	1650	2050
Dust outlet diameter (mm)	1x120/1x100	2x120/1x100
Feed speed (m/min)		11 - 20 vari.
Machine dimensions WxH (mm)		1000 x 1700
Workpiece thickness (mm)		8 - 60
Edge thickness (mm)		0,4 - 12(15)
Coil cut-off (mm)		3 x 45/1 x 65
Working height (mm)		950
Power		400 V - 3 Ph - 50 Hz
Air pressure requirements (bar)		6
Noise emission (dBA)		84/85



	KDN 770 2C	KDF 780 2C
Machine length (mm)	6860	7360
Connected load (kW)	13	20
Weight (kg)	2500	3000
Dust outlet diameter (mm)	1x200/1x100	1x120/1x200/1x100
Feed speed (m/min)		11 - 20 vari.
Machine dimensions WxH (mm)		1000 x 1700
Workpiece thickness (mm)		8 - 60
Edge thickness (mm)		0,4 - 12(15)
Coil cut-off (mm)		3,0 x 45/1 x 65
Working height (mm)		950
Power		400 V - 3 Ph - 50 Hz
Air pressure requirements (bar)		6
Noise emission (dBA)		84/85

It pays to be a Brandt Customer



Brandt is everywhere

Our extensive service, sales and support network means shorter distances for you. Brandt is never far away – no matter where you are in the world.

Expertise

Continuous training of the sales and servicing personnel of our sales partners at the Brandt training centre guarantees optimal and expert care.


Identical parts, simple handling

Many parts, control elements and component groups are common to all machines and systems of the Homag Group.

This facilitates operation and replacement part pooling, and accelerates servicing and maintenance.



HELP



A member of the Homag Group



Brandt
Kantentechnik GmbH
Weststraße 2
D-32657 Lemgo
Tel. 05261/974-0
Fax 05261/6486
info@brandt.de
http://www.brandt.de

