

FELDER®

CF 531

HIGH QUALITY WITH
LOW SPACE REQUIREMENT



FELDER®



CF 531

High quality with low space requirement



Solid wood



Panel material



The Felder CF 531 combination machine is a true all-rounder. High-quality and user-friendly planing, thicknessing, moulding, shaping and, if desired, mortising, with extremely low space requirements. The professional design with its 230 spindle fence, a cutting length of up to 98 27/64", a 1,100 to 1,300 outrigger table and 102 23/64" crosscut fence make it easy to process large-scale workpieces.

Variations

Models & Your Advantages



CF 531

- » Planing width 12 13/64" or other way round 12 13/64" planing width
- » Cutting length: 39 3/8 - 98 27/64"
- » Spindle moulder fence for tools Ø max. 8 21/32"
- » MF spindle system (optional)
- » Mortising unit attachment (optional)



CF 531 professional

- » Planing width 12 13/64" or other way round 12 13/64" planing width
- » Cutting length: 80 45/64 - 98 27/64"
- » Spindle fence for tool Ø max. 9 1/16"
- » MF spindle system (optional)
- » Mortising unit attachment (optional)

... Your decision for Felder, a risk-free decision

- » The right machine for every budget
- » Complete reliability in professional use
- » Tailor made machine solutions
- » High quality cast iron machine table and aggregates
- » Innovative detail solutions derived from 65 years of experience - already included in the standard configuration
- » First class manufacturing and finishing standards
- » Intuitive application concepts
- » Modern, distinct design
- » Quality and precision from AUSTRIA
- » Powerful and efficient
- » Complete package: Comprehensive service support


The most important highlights at a glance



FELDER Highlight

X-Roll – precision guiding system

Since 1990, this linear guiding system, which has undergone continuous development, has proven its worth exclusively in machines from Felder. The high quality format sliding table guiding technology "X-Roll" comes with a 10 year Felder guarantee and offers amazing operating smoothness and is completely maintenance free. The 'x' design of the position of the roller bearings ensures that they move smoothly along hardened guides.



FELDER Highlight

Silent-Power®

Exclusive for jointer/planers from the Felder Group. The Silent-Power® spiral blade cutterblock cuts noise levels during planing by well over half and provides a continuous pulling cut for tear-free planing patterns in any type of wood. With this revolutionary new development from Format4 you are obtaining all of the advantages of a spiral cutterblock at considerably lower operating, investment and adjustment costs. The benefits of the Silent-Power® spiral cutterblock at a glance.



FELDER Highlight

Planing, sawing and moulding on just 1.5 m²



FELDER Highlight

Quickest changeover time from planing to sawing, moulding and vice versa

Details



Spindle moulder fence "220"

All Felder spindle moulders have a 90°–45° tilting spindle as standard. This increases the range of application of your Felder massively and also saves on tool costs. The entire moulder spindle unit can be tilted to the required angle easily and smoothly.

Spindle fence "230"

The fence is suitable for tools with a diameter up to max. Ø 230. The fine adjustment of the outfeed fence can be set between -5 to +25 mm. The extraction of the dust is done via the integrated extraction connection.


The MULTI-fine adjustment system

Professional equipment: spindle fence „240“ for max. tool Ø of 9 1/16", MULTI adjustment system for spindle fence „240“ for parallel alignment and quick adjustment.



MF Spindle shaft quick change system

Without losing any settings, just a few turns of your hand allows you to swap spindles of varying diameters.



High-speed router spindle

On request – instead of a Ø 30 mm spindle: high speed moulding spindle for routing with 10,000 rpm (only possible with the initial configuration).



Slot and tenoning

Large dimensioned and designed with high use in mind, the aluminum sliding table "hovers" on the "X-Roll", a highly developed, state-of-the-art guiding technology. The X shape ("X-Roll") design of the rollers distributes the load optimally on all sides. The linear surface of the steel rollers running on the hardened and ground guiding surface guarantees unbeatable precision and smoothness. "X-Roll" will guarantee you the quality and precision that you expect from your new panel saw. Another reason to choose Felder: Ten year factory guarantee to underline the reliability of "X-Roll".



Stability for high performance

The solid cast iron cutterblock housing is built for heavy duty work. The serrated steel infeed roller and the micro-serrated steel outfeed roller ensure a perfect workpiece transport. Both steel rollers are large dimensioned and non-wearing.

Change the blades in record time

- » 2 or 4 knife cutterblock
- » Knife change in less than two minutes
- » Self-aligning knives are perfectly set each and every time
- » No resin buildup on the clamping screws
- » Extremely smooth operation due to the enclosed design
- » Maximum durability of the knives
- » Cost saving with cheaper knife costs



Power feeder

The use of a power feeder ensures that standard work when moulding can be carried out cleanly and precisely.



Tilt Bracket

With the Felder tilt away device, the power feeder unit always remains on the machine and is available for use at any time without difficulty.



Safety Bar Guides

The safety bar guides, great for "end-grain" work (optional).



Spindle moulder unit «500»

- Stable and compact spindle unit for long lasting precision
- » 3 15/16" maximum above table operating height
- » Table opening: 12 5/8" (12 19/32")
- » 4 rotation speeds 3,000, 6,000, 8,000, 10,000 rpm
- » Smooth rearward tilt from 0° to 45°
- » Height adjustment with cast iron segment



Mortising unit attachment

The mortising unit is mounted to the planer side. On request, the mortising unit can be ordered with a transport unit which allows easy mounting and removal of the mortiser.



Table extension

Aluminum table extension with p-coupling single lever clamping system for quick and easy assembly without tools.

Silent-Power®

The quiet cutterblock



INCREDIBLY QUIET

For the sake of your health and your employees
The Silent-Power spiral blade cutterblock reduces noise levels by 50 % (10 db A) when compared with conventional systems.



20 TIMES LONGER BLADE LIFE

saves money
The tungsten carbide cutters in the Silent-Power spiral blade cutterblock provide up to twenty times the cutting edge service life of HSS cutters.



FOUR CUTTING EDGES

More „planer knives“ at the same price
Each tungsten carbide knife (on the Silent-Power spiral blade cutterblock) has four cutting bevels. Quickest change of the cutter with a simple single “turn”.



LOWER POWER CONSUMPTION

save power costs
Regardless of the planing width, the Silent-Power cutterblock uses significantly less power than comparable systems.



TEAR-FREE PLANING RESULTS

Real spiral-knife technology
Continuous, pulling cut thanks to the compact arrangement of all cutting edges with optimized cutting angle on the Silent-Power spiral blade cutterblock.



LARGE CHIP SPACE

smallest chipping volumes
The chipping flow optimized chip clearance of the Silent-Power spiral blade cutterblock and the short cutting bevels guarantee the best possible chip transport and the lowest chip volumes



IN-HOUSE PRODUCTION

Innovation made in Austria
The Silent-Power spiral blade cutterblock is manufactured 100% in the factory in Hall i. T., Austria. Local craftsmanship and uncompromising manufacturing standards guarantee the top quality "Made in Austria".



PATENTED SINCE 2012

Often copied, but never equalled
Almost 10 years ago, the Silent-Power spiral blade cutterblock has set new standards on the market in terms of noise reduction, quality and efficiency and it is still unmatched today.



The Felder planer fence

The planer fence: A masterpiece of space saving design that ensures stability and precision! The planer fence can be tilted to any position from 90° to 45°. There is an end stop at both the 90° and 45° positions.



Planer Guard EURO Standart

The space saving jointer guard integrated into the machine chassis stabilizes the workpiece when jointing and beveling.



Thickness planing

Thicknessing table adjustment accurate to within a tenth of a millimetre with handwheel and integrated digital display.
Max. thicknessing height 8 21/32".




Surface planer table length 59 1/16"

The cast iron planing tables are solidly ribbed and can withstand the toughest jobs.




Jointing table with prismatic guides

The patented Felder jointer table adjustment system, uses prism guidance for the highest level of adjustment precision. Quick and accurate adjustment of cutting depth from the operator side of the infeed table.



Open planer table

A space-saving and perfectly ergonomic solution: The planer tables that tilt backwards not only allow you to save space when installing your Felder, but also ensure an ergonomically correct workflow during thicknessing.



The Felder Saw Unit „500“


Stable and compact circular saw unit for long-lasting satisfaction

- » Cutting height 4 1/64", saw blade diameter 12 13/32"
- » Double-sided support
- » Smooth tilting action 0°–45°
- » Support close to the saw blade on both sides




Grooving work

These saw units also allow you to carry out grooving work. Thanks to the removable circular saw flange and detachable table insert, you can use adjustable dado tools specially developed by Felder.



Scoring unit

For chip free cuts in laminated panels. The saw blade can be mechanically or electrically driven and can be adjusted in both height and lateral position.



EGL 1350

Unique! The patented Felder double cut miter gauge enables you to produce miter cuts of any angle for various workpiece widths! This is how easy it works: Type in the desired total angle α and the workpiece widths A and B on the keyboard of the integrated computer – Read off the setting values a + b and set the double mitre gauge! The crosscut fence stops on the fence guides can be adjusted up to 53 5/32" using the scale. The vernier scales compensate for the length, allowing you to set and cut the exact required length.



Precision mitre index system

Accurate angle adjustments, efficient operation and calibration are all made possible by the precision mitre guide index system.



Pneumatic workpiece holder

- » Easy clamping of workpieces with maximum flexibility. Can be used on all panel saws and spindle moulders that are equipped with a sliding table.
- » Easy set up due to magnetic fittings
- » Safety cylinder ensures maximum working security
- » Pressure bar function is possible with every sliding table length
- Clamping height 3 47/64"
- » Clamping force approx. 661 lbs

Technical specifications



Outrigger table

The outrigger table makes it much easier to process large and heavy workpieces when using the sliding table. There are four ball bearing guide rollers in the outrigger telescopic arm for maximum precision and smoothness. The telescopic crosscut fence with coupling system and ergonomically designed scale or read-off optics on the stops guarantee precise adjusting and makes it possible to perform cross cuts up to 102 23/64" The crosscut fence can tilt from 90°–45° and comes standard with one fence stop. A fixed reference position is provided at 90°.



Crosscut fence

The 51 3/16" crosscut fence for mitre cuts between +45° and –45° can be mounted directly onto the aluminum sliding table without the use of any tools. An end stop allows for quick and precise 90° degree cuts. The beveled miter scale with hairline readout is visible from the operating area and thus allows exact reading of the required crosscut value. "X-Roll" table extension with P-coupling.



Combination fence

The rip capacity is 31 1/2". The rip scale is easy to read and perfectly integrated into the machine table. The aluminum rip fence can be pushed further back to improve user comfort and safety when making repeat offcuts.

Electrics		CF 531	CF 531 professional
001	3x 400 V motor voltage	S	S
002	3x 230 V motor voltage	O	O
003	1x 230 V, 4.0 HP (3.0 kW)	O	O
004	50 Hz motor frequency	S	S
005	60 Hz motor frequency	O	O
006	4.0 HP (3.0 kW)	S	S
007	5.5 PS (4.0 kW)	O	O
11	Switch for forward and reverse run	S	S
28	Additional emergency stop	O	O

Cutterblock			
30	Planing width in mm	310	310
33	Planer fence guide 45 °/32" andonised	S	S
34	Additional table for jointer fence	S	S
36	Standard EURO planer guard	S	S
37	Comfort EURO planer guard	O	O
38	2-knife Felder-system cutter-block	S	S
39	4 knife Felder-system cutter-block	O	O
44	SilentPower spiral cutterblock	O	O
-	Overall planer table length in mm	1.500	1.500
-	Number of knives – SilentPower spiral cutterblock	47	47
-	Infeed planer table length in mm	740	730

Thickneser and feed gears;			
50	Thicknessing width in mm	306	306
51	Digital display of the thicknessing height in mm	O	O
52	Digital display of the thicknessing height in inches	O	O
56	Synchronous feed speed 24 ft/min (6 m/min)	S	S
-	Min. workpiece length in mm	190	190
-	Max. depth of cut (mm)	5	5

Saw and scoring unit			
70	Saw blade tiltable 90°–45° (max. cutting height 4 1/64")	S	S
74	Scoring unit mechanically driven, Ø 80 mm with main saw blade Ø 9 27/32"	O	O
82	Dado capability for tooling up to 3/4" (19.5 mm) width	O	O
84	Fine adjustment of the rip fence	S	S

Spindle moulder unit and spindle fence	CF 531	CF 531 professional
100 Moulder spindle-Ø 30 mm, 3 15/16" useable height 3 15/16" maximum above table operating height	S	S
101 MF spindle system – Changeable Ø 30 mm spindle shaft, 3 15/16" useable height	○	○
102 MF spindle system – Changeable Ø 32 mm spindle shaft, 3 15/16" useable height	○	○
103 MF spindle system – Changeable Ø 35 mm spindle shaft, 3 15/16" useable height	○	○
104 MF spindle system – Changeable Ø 1 1/4" spindle shaft, 3 15/16" useable height	○	○
105 MF spindle system – Changeable Ø 50 mm spindle shaft, 3 15/16" useable height	○	○
108 MF spindle system – Changeable spindle shaft with collet chuck	○	○
109 Spindle moulder tiltable 90°–45° (with scale display, speed 3.000/6.000/8.000/10.000 rpm)	S	S
112 Spindle moulder fence 230 for max. tooling diameter 9 1/16" (15 3/4" fence plates)	○	S
113 MULTI-fine adjustment system for the spindle moulder fence "230" (#112)	○	S
116 Anodised aluminum fence plates	S	S
117 Anschlaglineale ALU eloxiert und Sicherheitslineale (#112)	○	○
123 EURO spindle moulder guard	S	S
- Spindle moulder fence 220 for max. tooling diameter 8 21/32", (12 19/32" fence plates)	S	
- Table Opening in mm	180	180

Format sliding table, slot and tenoning table	CF 531	CF 531 professional
130 Format sliding table K, cutting length 39 3/8"	S	
131 Format sliding table M, cutting length 51 3/16"	○	
132 Format sliding table M, cutting length 80 45/64"	○	S
133 Format sliding table, cutting length 98 27/64", anodised, edging shoe	○	○
136 Anodised sliding table	○	S
141 Format sliding table M, cutting length 61 1/32"	○	

Outrigger table and longitudinal stops	CF 531	CF 531 professional
160 1.100 outrigger table, series 500	○	S
161 1.300 outrigger table, series 500	○	○
164 51 3/16" crosscut fence for all sliding table lengths	S	○
165 Telescopic extension for crosscut fence from 51 3/16" to 80 45/64" (#164)	○	○
166 Outrigger table crosscut fence 102 23/64", series 500 (#160/161)	○	S
168 Outrigger crosscut fence 102 23/64", 500 Series instead of 51 3/16" crosscut fence (#160/161)	○	
170 Precision mitre guide INDEX system for outrigger crosscut fence	○	○

Mortising unit	CF 531	CF 531 professional
189 Mortising table	○	○
190 Bore support, heavy-duty professional version	○	○
191 Mortising chuck clamping range 0-16 mm	○	○
194 Rolling carriage for heavy professional bore support (#190)	○	○

General	CF 531	CF 531 professional
13 Prepared for minimum transport width 31 1/2"	○	○
- Thicknesser extraction connection-Ø in mm	120	120
- Extraction connection Ø in mm spindle fence	120	120
- Extraction connection Ø in mm saw/saw guard	120/50	120/50
- Working height in mm	890	890
- Weight kg (with standard configuration)	730	790
- Min. transport width in mm	1.300	1.300

Important accessories	CF 531	CF 531 professional
210 Rolling carriage	○	○
211 Coupler system for the table extension of the thicknesser table	○	○
212 Power feeder tilt-away device	○	○
221 Transport preparation for overseas transport		○
223 IPPC palette	○	○

Transport	CF 531	CF 531 professional
221 Container transport preparation	○	

Product range

Sliding Table Panel Saws

K 945 S K 740 S K 740 professional K 700 S K 700 professional K 700 K 540 S K 500 S K 500 professional K 500

Shapers

F 900 M F 900 Z F 700 M F 700 Z F 500 MS F 500 M

Saw-Shapers

KF 700 S professional KF 700 professional KF 700 KF 500 professional KF 500

Planers

AD 951 AD 941 AD 741 AD 531 A 951 L A 941 D 951 D 963

Combination machines

CF 741 S professional CF 741 professional CF 741 CF 531 professional CF 531

Bandsaws

FB 940 RS FB 740 RS FB 940 S/SW FB 740 S/SW FB 940/840 FB 740/640 FB 710 FB 610 FB 510

Dowel Boring Machine, Drilling Machine and Horizontal Mortiser

FD 29 professional FD 21 professional FD 250

Wide Belt Sanding Machines

FW 1102 perform FW 1102 classic FW 950 classic FW 850 classic

Brushing Machine

structura 60.02

Belt and Edge Sanders

FS 722 FS 900 KF FS 900 K

Edgebanders

G 480 G 380 G 360 G 330 G 220

ForKa 300 S eco ForKa 200 eco plus ERM 1050

Extraction Units & Briquetting Presses

RL 350 RL 300 RL 250 RL 200 RL 160 RL 140 RL 125

FBP 50/60/70 AF 22-D200 AF 22 Mobil/Stand/Wandmontage AF 16 AF 14 AF 12

FELDER®

FELDER Quality and precision in a nutshell

Since 1956, a guarantee for perfect results with excellent ease of use and reliability in regular professional use. Woodworkers are always enthusiastic about the individual and solid solutions for small and mid-sized businesses.

FELDER GROUP

KR-Felder-Straße 1
A-6060 HALL in Tirol

🇺🇸 Tel. +1 866-792-5288

www.felder.us

[Contact](#)