

The High Performance All-Round Talent

PRO-MASTER 7017




PRODUCTIVITY AND PRECISION





Enormous Creativity Awake the Potential of the PRO-MASTER Series

PRO-MASTER 7017 classic and performance



High Efficiency Drilling and Formating Center

The PRO-MASTER 7017 classic and performance machining centers have impressive and generous machining dimensions. For particularly efficient and exact work, both fully equipped versions have a 12-compartment tool changer and laser pointer. The 3-field safety foot mat on the PRO-MASTER 7017 performance allows efficient pendular machining.

- High equipment level with six consoles, drilling head with grooving saw, positioning laser and tool changer as standard features.
- Edge routing and drilling up to maximum dimensions of 3,540 mm x 1,287 mm (minus cutter radius).

- User-friendly software as complete package with CAMPUS machine and office license.
- Spindles with ceramic bearings for efficient and precise milling and formatting.
- 11-kW power spindle and C-axis for even higher performance (optional).
- Precision direct drives with exceptionally high dynamic acceleration values for extremely high productivity.

Coordinated Performance

- **Tool Changer**
Traveling 12-compartment disk changer for effective pendular processing as standard equipment on PRO-MASTER 7017 performance (Fig. 1).
- **Machining Head**
Powerful ceramic bearing spindle and drilling head with integrated grooving saw (Fig. 2).
- **Linear Guides**
High precision ground linear guides with steel strip cover on all moving axes. Extremely long service life and smooth operation (Fig. 3).
- **CAMPUS Package**
High quality, user-friendly CNC software with office and machine license. Integrated CAD module and versatile macros for easy programming (Fig. 4).
- **Horizontal lock case cutter unit**
Efficient change Units for effective processing of door and frame components (Fig. 5).
- **CabinetControl Base**
Furniture design and complete CNC programs finished in minutes with just a few mouse clicks.



Illustrations may contain optional features.

TECHNICAL DATA

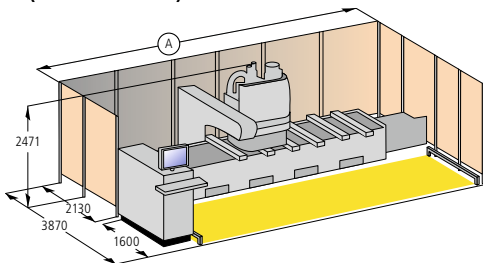
Product brochures and many videos are available at www.holzher.com

Machine	PRO-MASTER 7017 classic	PRO-MASTER 7017 performance
Machining dimensions (Edge routing)	in X = 3,540 mm in Y = 1,287 mm (minus cutter radius)	in X = 3,540 mm in Y = 1,287 mm (minus cutter radius)
Cutter unit	6,5 kW, ceramic bearings, 1,000 – 18,000 rpm	6,5 kW, ceramic bearings, 1,000 – 18,000 rpm
	11 kW, 1,000 – 24,000 rpm	11 kW, 1,000 – 24,000 rpm
Vector speed	100 m/min	100 m/min
Protection equipment	Light grid (1-field machining)	3-field foot mat (pendular machining)
Workpiece support	6 consoles incl. 8 stops	6 consoles incl. 8 stops
	4 charging aids	4 charging aids
	Laser pointer	Laser pointer
Drilling head	14 spindles (10 V 4 H), incl. sawing unit for grooving in X-direction	14 spindles (10 V 4 H), incl. sawing unit for grooving in X-direction
Workpiece clamping	100 m³/h vacuum pump, low maintenance dry-running pump	100 m³/h vacuum pump, low maintenance dry-running pump
Tool changer	12-compartment Pick-up tool changer with tool cover	12-compartment traveling disk changer
		12-compartment Pick-up tool changer with tool cover
Software	CAMPUS software package incl. aCADemy CAD/CAM module with machine and office license and CabinetControl base	CAMPUS software package incl. aCADemy CAD/CAM module with machine and office license and CabinetControl base

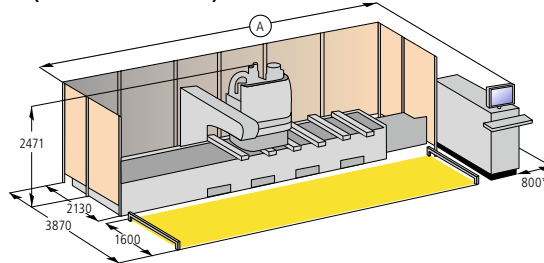
Standard

Optional

Switch cabinet on left-hand side of machine (Short version)



Switch cabinet on right-hand side of machine (Standard version)



PRO-MASTER 7017	
Machine dimensions	
Overall length A (mm)	6,118
Weight (kg)	3,500

PRO-MASTER 7017	
Machine dimensions	
Overall length A (mm)	7,200
Weight (kg)	3,500

Light barrier field (classic)
3-field foot mat (performance)

* Door opened

The technical data specified is intended for reference only. HOLZ-HER wood-working machines are subject to constant development and are therefore subject to modification without prior notice. The illustrations are therefore not binding. Some of the machines shown also contain special equipment not included as a standard feature. For clarity, some of the machines are shown without protective hood.

UK – HOLZ-HER 3150 25 – Printed in Germany/Imprimé en Allemagne
Printed on: 11.09.2012 – First edition: 11.09.2012

Picture credits: © istock | liseagagne, © fotolia | Alexander Rochau

Your authorized HOLZ-HER dealer



A member of the WEINIG Group

HOLZ-HER GmbH
Plochinger Straße 65
72622 Nürtingen
Germany
T +49 (0) 70 22 702-0
kontakt@holzher.com
www.holzher.com