

# Cost effective entry level edgebanding




## SPRINT 1305/1305-1

**The SPRINT 1305**  
The first fully programmable  
entry-level edgebander -  
at a price you can afford

- PLC control system
- Patented cartridge glue system
- Applies coiled and solid edging up to 3 mm
- Rigid machine frame for precise machining
- Small footprint
- Part thicknesses from 6 to 45 mm

**PLC control system**  
The HOLZ-HER PLC (Programmable Logic Control) ensures easy operation of all machining functions. The units can be selected individually. Units are graphically displayed, programs and error messages are shown in plain English. Experience constant, part-to-part, job-to-job accuracy with the HOLZ-HER PLC.



**Patented cartridge glue system**  
The unique HOLZ-HER glue system Features;  
• Short heat-up times - half the time of conventional systems.  
• Fast glue and glue color changes.  
• Closed heating system - no vapors or oxidizing of the glue.

### SPRINT 1305-1 (optional)



**A more powerful end-trimming unit for even higher productivity**  
Equipped with a two motor end trimming unit, the 1305-1 faster feed speed will increase production

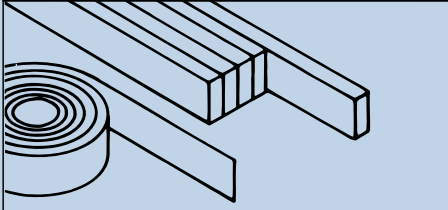

**The advantage:** The cartridge system is the only system that allows standard processing of EVA and PUR glue

**HOLZ-HER**

special machines from a special company

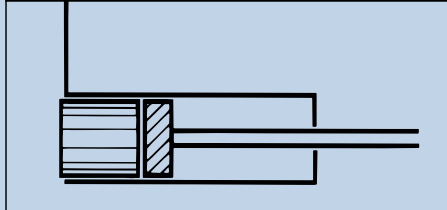
SPRINT 1305/1305-1

# 1305 Machine Units



**Automatic edge feeder** **Model 1903**

- For coil edging up to 3 mm thick
- Extra large circular infeed table (820mm dia.)
- Patented tractor-belt feed

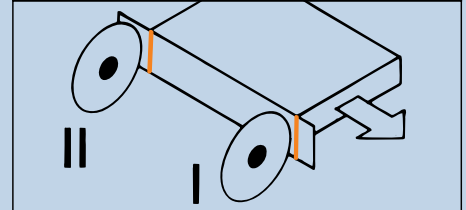



**Cartridge Glue System** **Model 1906M**

- Heat up time of 2 to 3 minutes
- Flat nozzle & thermostatic control glue application
- Connected power: 1.9 kW
- Manual refill

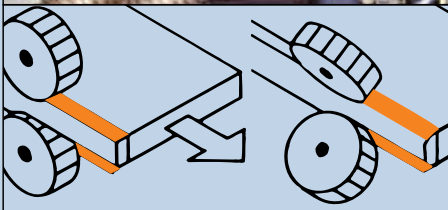
**Pressure Unit** **Model 1912**

- Two rollers ensure a uniform, high contact pressure



**End Trimming unit** **Model 1822**

- Edging thickness up to 3 mm
- For trimming front and rear projections
- Power : 1 x 0.22 kW, 300 Hz
- Tilts 0-10°



**Flush Trimming Unit** **Model 1942M**

- Flush
- Radius
- Chamfer (up to 15° tilt)
- Power : 2 x 0.6 kW, 300 Hz
- Pneumatic Changeover System

## Sprint Technical specifications for 1305 (1305-1)

Overall length	128"
Width	57"
Working dimensions, depending on equipment, in mm	
Workpiece thickness, min./max.	6/45
Edging thickness	0.4-3
Edging width, max.	51
Edging length	
Cut lengths, min.	350
Workpiece width, min.	60
Workpiece length, min.	180
Feed speed (m/min)	
Model 1305	8
Model 1305-1	11

### SPRINT 1305-1

Equipment as for 1305, but with end trimming unit 1918

End trimming unit 1918: - For flush or chamfer trimming (2 x 0.22 kW, 300 Hz, 9,000 rpm)

Tilting from 0 and 10 degrees

Optional: PCS (Pneumatic Changeover System)

Specifications are based on approximate values. All HOLZ-HER products are subject to ongoing innovation, therefore HOLZ-HER re-serves the right to modify equipment designs, update any or all information and/or illustrations contained herewith. Illustrated models may also depict optional equipment. Contact your nearest HOLZ-HER distributor for exact specifications. For demonstration purposes, models shown may not feature their provided protective hoods.



**HOLZ-HER**  
Corporate Office:  
5120 Westinghouse Blvd.  
Charlotte, NC 28273  
Tel.: (704) 587-3400  
Fax: (704) 587-3419

**West Coast Office:**  
Tel.: (909) 484-9181  
Fax: (909) 484-9191  
**Canadian Office:**  
Tel.: (800) 361-9367  
Fax: (450) 963-7667  
[www.holzher.com](http://www.holzher.com)

Your authorized HOLZ-HER Special Machines dealer:

[www.holzher.com](http://www.holzher.com)

**HOLZ-HER**

special machines from a special company