

Perfect Edging for Your Products

STREAMER



PRODUCTIVITY AND PRECISION



Optimum Price/ Performance Ratio with HOLZ-HER Edging Technology.



STREAMER

Your compact start with HOLZ-HER edging technology

High-tech with minimum space requirements and convincing performance spectrum for high quality edging work. This is the basic idea behind the entire STREAMER series.

■ Processing dimensions to match large machines

Compact, simple and high performance: edging thickness up to 6 mm and workpiece thickness up to 60 mm.

■ Premilling cutter for perfect results

Including two diamond tipped cutters for perfect, single-pass processing of your panels before edgebanding.

■ Efficiency and high performance

Compact control for simple operation.

■ Perfect finish

With two freely selectable post-processing units (scraper, glue scraper or buffing unit). With three finishing units on the 1057 XL.

■ Always a secure joint

Highly flexible glue application with HOLZ-HER's Glu Jet S nozzle system. Optionally with Glu Jet thin film technology for optimum invisible joints with PUR glue.

■ Waterproof connections

You can process PUR glue just as easily as EVA glue.



Illustrations may contain optional features.

STREAMER 1053

- Glu Jet S cartridge system.
- Optionally with two finishing units.
- Work thicknesses up to 60mm and edging thicknesses up to 8 mm can be processed with the optional 60/8-package.



STREAMER 1054

- Including premilling cutter.
- Glu Jet S cartridge system.
- Optionally with two finishing units – scraper, glue scraper or buffing unit.



STREAMER 1057 | 1057 XL

- Including premilling cutter.
- Glu Jet S cartridge system.
- Including corner rounding unit for complete processing.



Complete processing including corner rounding with STREAMER 1057 XL with three finishing units.



GLUE APPLICATION SYSTEM

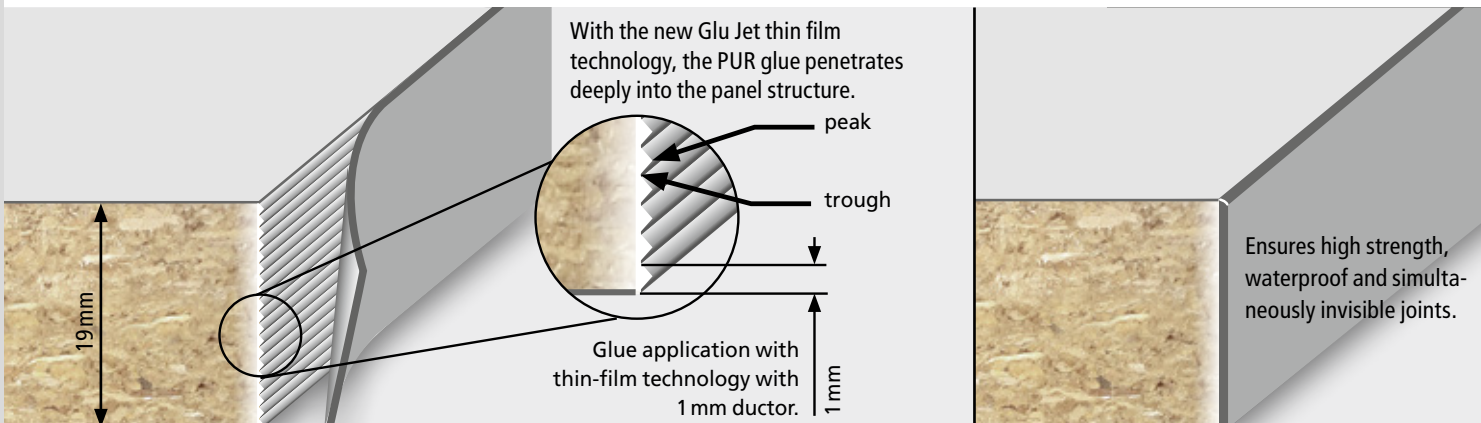
Glu Jet – Zero joint with thin film technology

The clear advantages of our hybrid technology in combination with the new HOLZ-HER thin film technique make this gluing system the all-rounder for craftsmen. Visual zero joints with PUR glue – allowing use in wet areas – are natural for HOLZ-HER customers.

Ultra-thin glue joints, easily equivalent to industrial laser edges, are easy to achieve with the HOLZ-HER Glu Jet system, which also offers unrivaled flexibility.

Your advantage – PUR invisible joints with HOLZ-HER Glu Jet

- Top quality
- Invisible joints with PUR glue
- High strength glued joints
- Waterproof quality
- High resistance to heat
- Simple cleaning




Glu Jet S – Cartridge system for perfect joints

Starting with the state-of-the-art, high gloss edging right up to solid wood edging with extremely high cross sections, HOLZ-HER remains unequalled in terms of appearance, regardless of the material. HOLZ-HER sets tomorrow's trends today.

- Change over from colored to neutral glue at the flick of the wrist.
- Single cartridges or cartridge hopper (Figs. 1 and 2) – allow glue changeover in minutes.
- Changeover from EVA to PUR glue is also possible within the shortest time.
- And the entire system can also be completely cleaned in just minutes.



Heat-up time only 3 minutes




Perfect edgebanding


STREAMER units offer a convincing range of performance. From premilling cutter to edging magazine, unequalled HOLZ-HER glue application system, trimming and cutting units all the way to the custom equipment in the post-machining area, numerous high performance modules are available for perfect edgebanding.

Corner rounding on the STREAMER 1057 | 1057 XL

Corner rounding unit for processing corners with edging thicknesses up to 3 mm.
Tools for radiuses up to 3 mm and chamfers up to 45 degrees – postformed profiles possible.

- Diamond tipped tool for long service life.
- Integrated chip collection in tool.
- Working height of 60 mm.


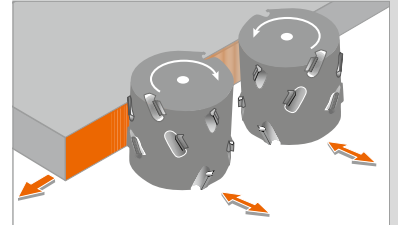




Premilling cutter

Cut edgings often have small tears in the top layer. The jointing cutter unit ensures perfect glued surfaces and prepares the panels for the gluing process. Equipped with patented air-stream jointing tools.


Including height adjustment for optimum utilization of cutters.



Edging feed

Fully automatic, user-friendly feeder for coiled edging as well as single strip feeder. An edging separator is available (as an option) for practical processing of packages of edging strips.

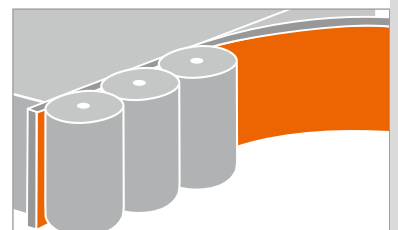
Gentle material handling with transport belts for edging transport and light barrier for edging recognition.




Pressure unit

High quality 3-roller pressure unit for pressing edging against panel cleanly and forcefully. First roller motor driven. Two conical subsequent pressure rollers.

Pneumatic, application-controlled pressure unit (optional).



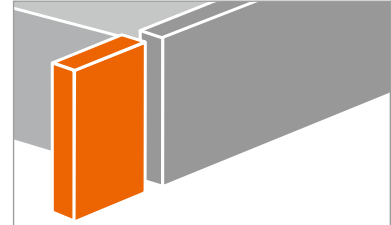


Pneumatic end trimming unit

For straight or chamfered end trimming on thin edging; a standard feature allows this unit to be pivoted to 10 degrees pneumatically. High quality version with stable cast iron pillars.

Sawing motors each with two guides for precisely trimming off protruding edging.

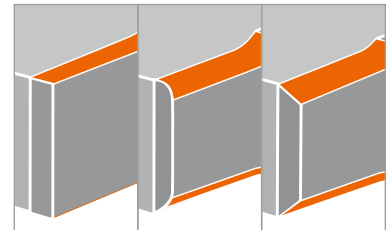
Optionally for STREAMER 1053 | 1054 | 1057.



Cutter unit

Multi-function cutter for flush cutting on edges with thickness of up to 6 mm, radiuses up to 3 mm. Including high speed flush/radius adjustment as well as diamond tipped tools.

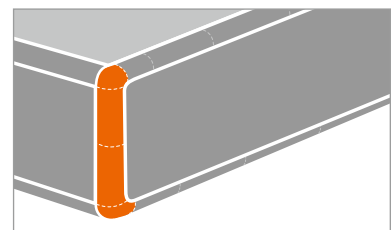
Also available with optional multi-function cutter unit for flush cutting on edging with thicknesses of up to 8 mm. Radiuses up to 3 mm, swivels 0 to 15 degrees including diamond tipped tools.



Corner rounding unit

Unit for copying vertical, end edges, various edge profiles possible – including postformed profiles. Integrated chip removal. With diamond tipped tools for long tool service life.

With working height of 60 mm on STREAMER 1057 | 1057 XL.






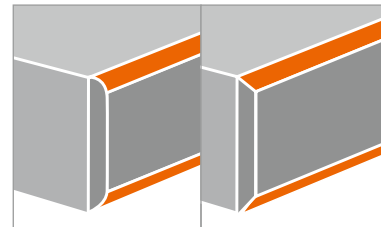
Finishing

Perfect finishing – generous post-machining area for up to two finishing units (depending on model).

■ Scraper unit

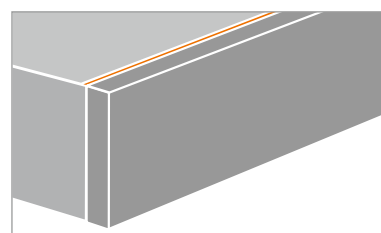
For perfect smoothing of radiuses and chamfers on plastic edging.

Also available with pneumatic adjustment (optional) (Fig. 1).



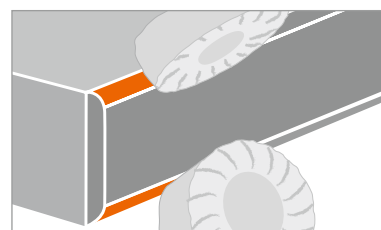
■ Flat scrapers

The application-controlled glue scraper removes all glue residues, which are then blown off the panel by the integrated blast nozzles (Fig. 2). Also with pre- and post-sensing (optional).



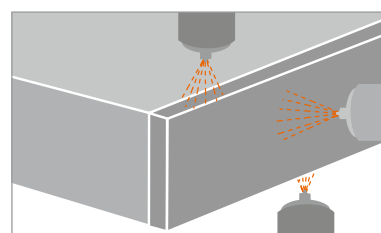
■ Buffing unit

Polishing for maximum gloss; for complete finishing (Fig. 3).



Spraying units

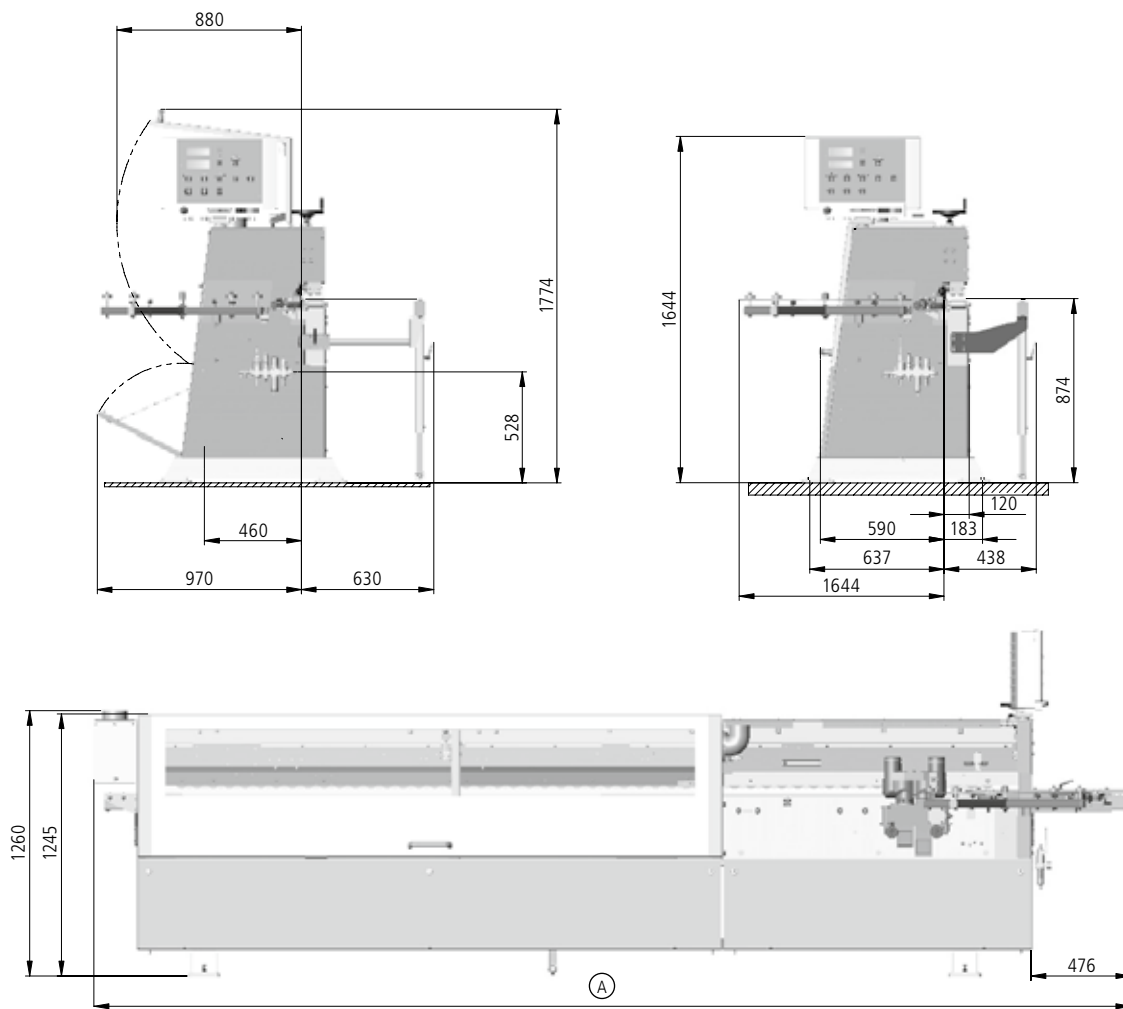
A release agent is sprayed on to a precisely defined area by special spray nozzles in the entry area. This prevents any glue or contamination residues from adhering. These glue and contamination residues are removed reliably by the spraying unit (for cleaning agent) in the discharge area in combination with the buffing unit (available as option for STREAMER 1057 XL). Now with new horizontal spraying unit for high gloss edging.



Overview of STREAMER series

Machine	STREAMER 1053	STREAMER 1054	STREAMER 1057	STREAMER 1057 XL
Control	Compact control	Compact control	Compact control	Compact control
Edge feeder	For coiled edging or edging strips with single feeder	For coiled edging or edging strips with single feeder	For coiled edging or edging strips with single feeder	For coiled edging or edging strips with single feeder
	Strip magazine for separating edging strips	Strip magazine for separating edging strips	Strip magazine for separating edging strips	Strip magazine for separating edging strips
Premilling	x	45 mm	45 mm	45 mm
		60 mm	60 mm	60 mm
Glue application	Glu Jet S (single glue cartridge) or EVA and PUR glues	Glu Jet S (single glue cartridge) or EVA and PUR glues	Glu Jet S (single glue cartridge) or EVA and PUR glues	Glu Jet S (eine Kleberpatrone) für EVA- und PUR-Kleber
	Cartridge hopper	Cartridge hopper	Cartridge hopper	Cartridge hopper
	Glu Jet (thin film technology)	Glu Jet (thin film technology)	Glu Jet (thin film technology)	Glu Jet (thin film technology)
	Granulate and/or cartridge hopper	Granulate and/or cartridge hopper	Granulate and/or cartridge hopper	Granulate and/or cartridge hopper
Pressure unit	3 pressure rollers, first roller driven	3 pressure rollers, first roller driven	3 pressure rollers, first roller driven	3 pressure rollers, first roller driven
	Controlled pneumatically by application	Controlled pneumatically by application	Controlled pneumatically by application	Controlled pneumatically by application
End trimming	Single motor 45 mm, manual adjustment	Single motor 45 mm, manual adjustment	Single motor 45 mm, manual adjustment	Two-motor 60 mm, pneumatic pivoting feature
	Two-motor 60 mm, pneumatic pivoting feature	Two-motor 60 mm, pneumatic pivoting feature	Two-motor 60 mm, pneumatic pivoting feature	
Cutting	Multi-function	Multi-function	Multi-function	Multi-function
Corner rounding	x	x	60 mm	60 mm
Scraper	Smoothing of radiuses and chamfers on plastic edgings	Smoothing of radiuses and chamfers on plastic edgings	Smoothing of radiuses and chamfers on plastic edgings	Smoothing of radiuses and chamfers on plastic edgings
	Pneumatic package	Pneumatic package	Pneumatic package	Pneumatic package
Glue scraper	Application controlled incl. blow nozzles	Application controlled incl. blow nozzles	Application controlled incl. blow nozzles	Application controlled incl. blow nozzles
	With pre- and post-sensing	With pre- and post-sensing	With pre- and post-sensing	With pre- and post-sensing
Buffing	x	x	x	Buffing unit
Spraying device	x	x	x	Horizontal parting agent
	x	x	x	Parting and cleaning agent

 Standard
 Optional
 x
 Not possible



TECHNICAL DATA

	STREAMER 1053	STREAMER 1054	STREAMER 1057	STREAMER 1057 XL
Machine dimensions				
Overall length (A)	3960 mm	3960 mm	4630 mm	4930 mm
Weight	930 kg	1055 kg	1250 kg	1420 kg
Feed rate				
Feed speed	10 m/min	10 m/min	10 m/min	10 m/min
Working dimensions				
Minimum workpiece length	160 mm	160 mm	160 mm	160 mm
Workpiece thickness	8 – 45 mm (60 mm)	8 – 45 mm (60 mm)	8 – 45 mm (60 mm)	8 – 60 mm
Edging thickness	0,4 – 3 mm (6 mm*)	0,4 – 3 mm (6 mm*)	0,4 – 3 mm (6 mm*)	0,4 – 6 mm
Edging thickness with pneumatic package	0,4 – 3 mm (8 mm*)	0,4 – 3 mm (8 mm*)	0,4 – 3 mm (8 mm*)	0,4 – 8 mm

* with two-motor trimming unit

Product brochures and many
videos are available at
www.holzher.com

The technical data specified is intended for reference only. HOLZ-HER woodworking machines are subject to constant development and are therefore subject to modification without prior notice. The illustrations are therefore not binding. Some of the machines shown also contain special equipment not included as a standard feature. For clarity, some of the machines are shown without protective hood.

Picture credits:
»moderne Küche« © ARochau – Fotolia.com

UK – HOLZ-HER 3601 45 – Printed in Germany/Imprimé en Allemagne
Printed on: 17.05.2017 – First edition: 04.11.2013

Your authorized HOLZ-HER dealer



HOLZ-HER GmbH
Plochinger Straße 65
72622 Nürtingen
Germany
T +49 (0) 70 22 702-0
kontakt@holzher.com
www.holzher.com

HOLZ-HER

A member of the WEINIG Group