

Double end tenoners for floor production




The right solution for every task: Laminate flooring, wood flooring and LVT – top quality plus versatility


Products to appeal to every taste. The HOMAG plant range offers almost unlimited scope for processing a wide range of materials. In a wide choice of dimensions and shapes: Whether cork flooring elements, linoleum and veneer surfaces, laminate flooring with wood or tile decor elements and also LVT flooring. With the HOMAG plant range you can achieve product versatility that will help you meet every conceivable market requirement.

The production of premium quality flooring demands premium-quality machines. Machines of the calibre made by HOMAG.






Laminate flooring



Wood flooring



Luxury vinyl tiles (LVT)

For more information, go to:

www.homag.com

www.youtube.com/homaggroup




Contents

- 02 The right solution for every task: Laminate flooring, wood flooring and LVT – top quality plus versatility
- 04 Your benefits with the HOMAG Group
- 06 Production line concepts
- 08 Standard equipment of HOMAG Double end tenoners
- 10 Transport systems used in our machines
- 11 Double end tenoners for floor production – the most important features of the models
- 12 FPR 225/226 Optimat – Double end tenoner
- 14 FPR 265/266 profilLine – Double end tenoner
- 16 FPR 262 profilLine – Random length
- 18 FPR 525/526 profilLine – Double end tenoner
- 20 FPR 625/626 powerLine – Double end tenoner
- 22 You invest, we reduce:
Life cycle cost management

Your benefits with the HOMAG Group

As a technology leader, HOMAG Group has played a pioneering role, featuring a range of groundbreaking new developments with high innovation. HOMAG offers bespoke solutions to configure your production as a flexible mass production of “individual” products. Alongside different decor effects or wood types, surface properties and formats, these production lines of the HOMAG Group can be upgraded with supplementary functions such as subsonic noise insulation application, bevel lacquering and, importantly, product packaging in line with individual customer needs.



Process reliability with a system – efficient, durable and profitable

The close cooperation between HOMAG Group members and an active transfer of know-how ensures the ideal selection, configuration and networking of individual machines and optimum material flow. We are able to guarantee not only process reliability but a range of flexible upgrade options.

Superior coordination by HOMAG Group Engineering and years of international experience in the planning and

implementation of complete plants assure the very best standard of quality and a trouble free processing sequence.

Depending on the project requirements in each case, we coordinate partner suppliers both inside and outside the company Group – always with a view to achieving maximum customer benefit.

Your benefits at a glance:

- Substantial range of plants
- From the entry level machine to the complete production line
- Over 800 production lines supplied worldwide
- Processing wide-ranging different materials with highest precision



BARGSTEDT – Feeding systems for boards



HOMAG – Longitudinal panel ripping



HOMAG – Crosswise profiling



HOMAG – Crosswise panel ripping



BÜTFERING – Sanding and calibrating



LIGMATECH – Robot handling



WÄCHTER – Packaging



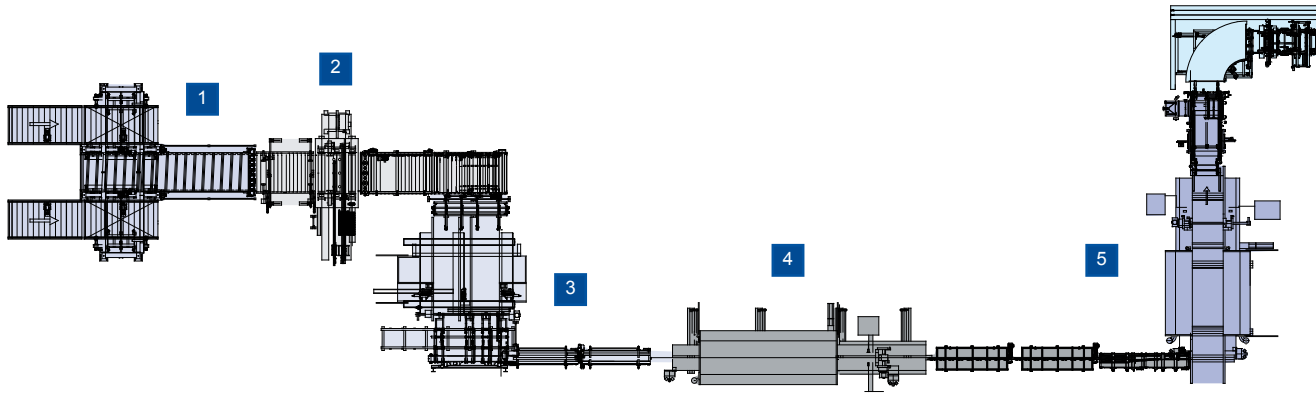
HOLZMA – Panel ripping



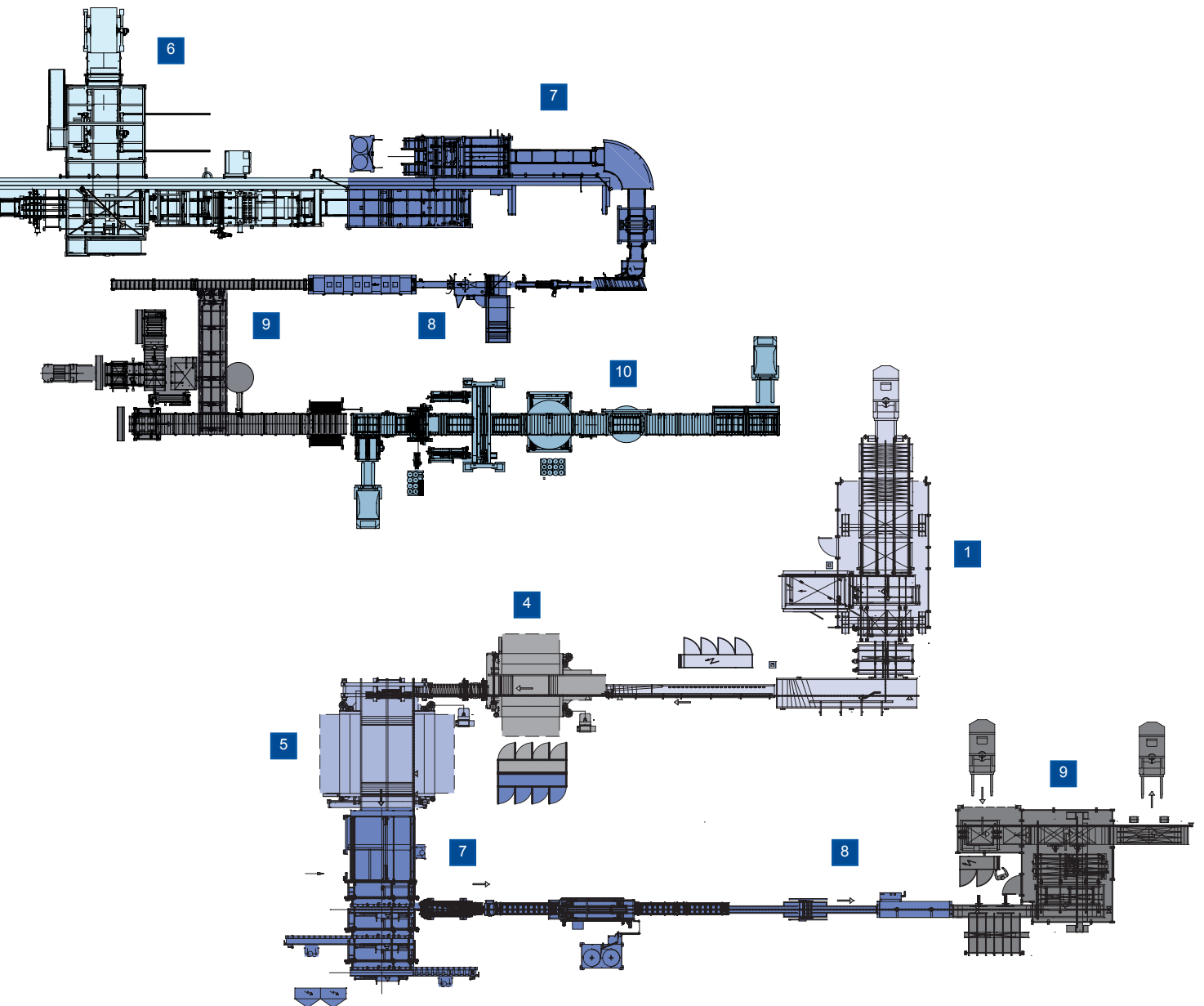
HOMAG – Random length

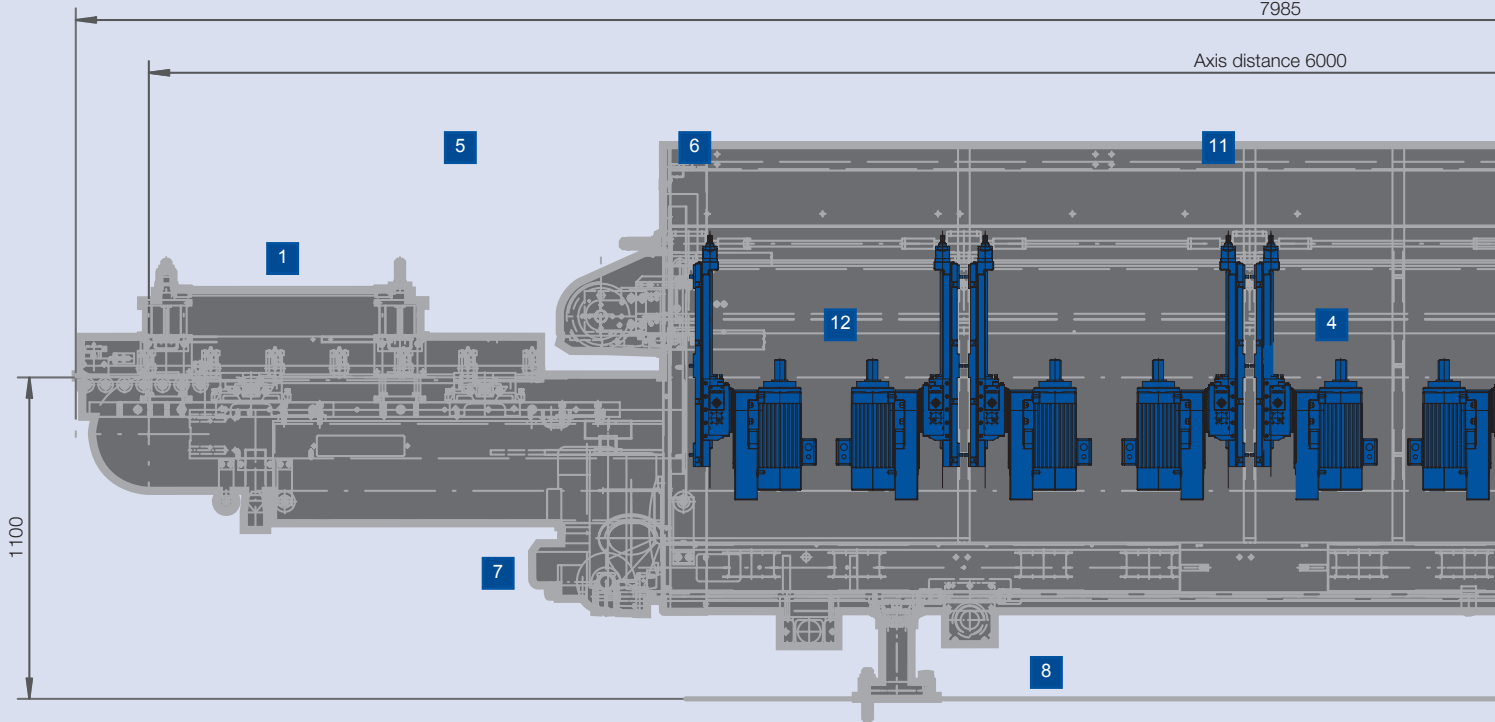
Production line concepts

We draw up individually optimised plant concepts based on specific customer needs. The flexible work sequence can be freely configured depending on the specific terms of reference and the available space.



1. Feeding
2. Longitudinal rip saw
3. Crosswise rip saw
4. Longitudinal profiling
5. Crosswise profiling
6. Subsonic noise insulation application
7. Packaging
8. Shrink foil packaging
9. Palletising
10. Pallet securing





Standard equipment of HOMAG Double end tenoners

Tension-free infeed system



Rolling chain -
optimal for high performances




Frequency or servo-controlled drive systems



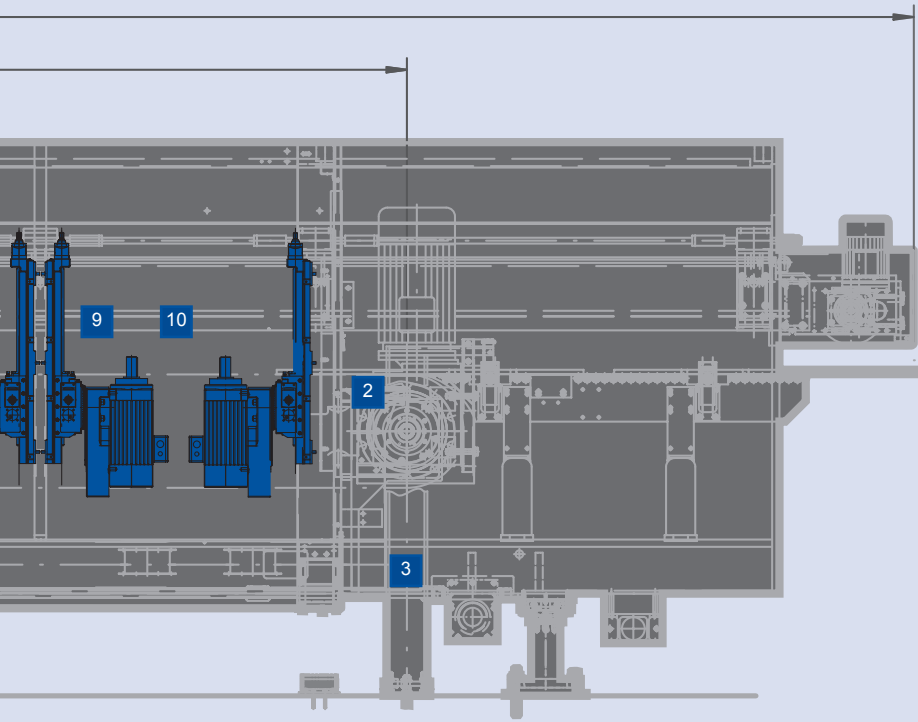
Pressure and support pad for laminate flooring to protect the chain and ensure precision processing



FPR 200: contactor control
FPR 500/600: **powerControl** in accordance with IEC 61131/3, optional: Siemens S7




Noise protection covers



Blower for chain track ventilation

Machine width adjustment using ball spindles

Motors with hydro bushing shaft



HSK tool interface (option)

Machine frame
 Optimat/**profi**Line: solid frame construction
powerLine: base stand with free fittable units

Top individual extraction

Transport systems used in our machines

Different transport systems exist depending on the requirements and part dimensions: different chain-mounted systems, the patented Magnetic Chain System (MCS) for speeds > 100 m/min and chain plates adapted to the requirements.

Wood flooring / LVT – Double standard chain

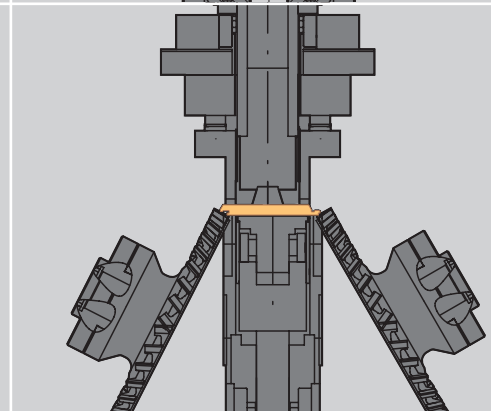
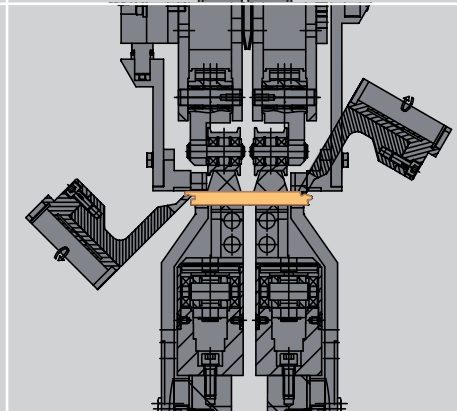
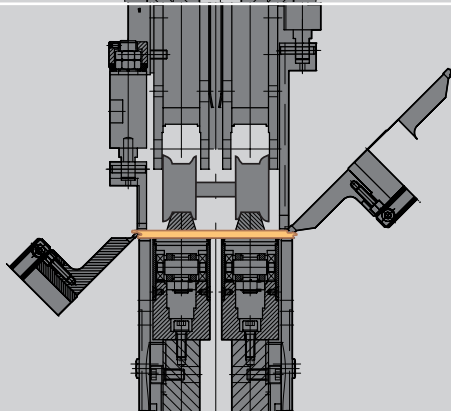
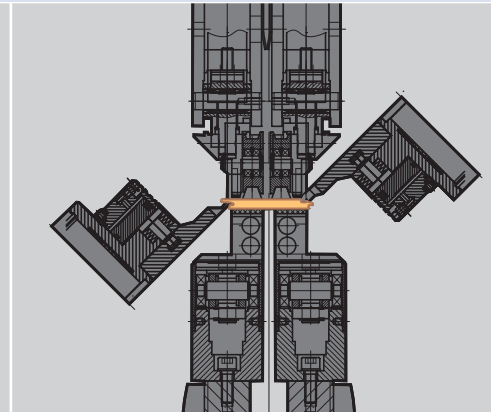
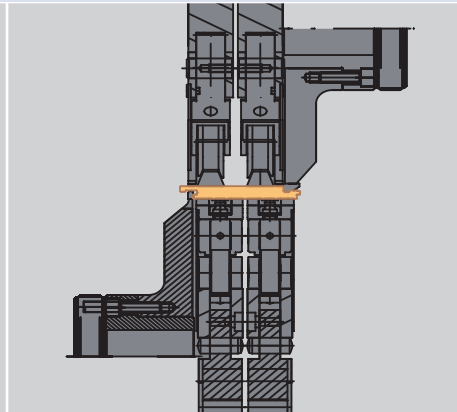
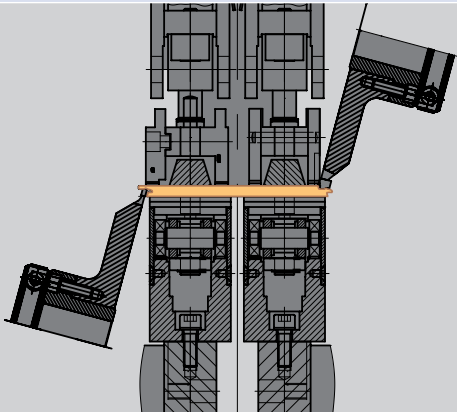
- Integrated dual pressure pads
- High-precision chain
- Powered pressure beam belt

Wood flooring / LVT – Narrow chain

- Integrated pressure pads
- High-precision chain
- Powered pressure beam belt

Wood flooring / LVT – Narrow chain W1

- Pneumatic rollers in the pressure beam
- High-precision chain
- Powered top pressure belt



Laminate flooring – Double standard chain

- External pressure pads
- External support rails
- Powered pressure beam belt

Laminate flooring – Narrow chain W2

- External pressure pads
- External support rails
- Powered pressure beam belt

Laminate flooring – Single standard chain

- External adjustable pressure pads
- External adjustable support rails
- Powered pressure beam belt


Double end tenoners for floor production – the most important features of the models

FPR 220 Optimat – Multifunctional machine at an affordable price

- Feed rates of up to 80 m/min
- Solid frame construction for max. 6 processing units
- Rolling block link chain
- Proven contactor control system

FPR 260 profiLine – Entry-level machine in vibration reducing construction

- Feed rates of up to 100 m/min
- Solid frame construction for max. 8 processing units
- Rolling block link chain
- Proven contactor control system, optional **powerControl** PC22



FPR 500 profiLine – Economical solution to meet every conceivable need

- Feed rates of up to 130 m/min with patented magnetic chain
- Solid frame construction for max. 8 processing units
- Optional supported room extraction system
- Optional horizontally adjustable pressure beam
- Optional machine extension for edge coating
- **powerControl** PC22

FPR 600 powerLine – To meet stringent demands of flexibility and performance

- Feed rates of up to 300 m/min
- Supported room extraction system
- Optional horizontally adjustable pressure beam
- Optional machine extension for edge coating
- Magnetic chain for long service life, high feed rates and low running costs
- **powerControl** PC22
- Optionally with Siemens S7
- Individual machine configuration

FPR 225/226 Optimat – Double end tenoner

The solid machine impresses at an affordable price and a high standard of processing quality. Outstanding in its performance segment with high-precision, swivel-mounted high-frequency motors and free-standing switch cabinet with cooling unit.




Technical data	Wood flooring / LVT			Laminate flooring		
	Double standard chain	Narrow chain W1	Narrow chain W2 with pressure pad	Double standard chain	Narrow chain W2	Single standard chain
Longitudinal speed	max. 60 (80*) m/min					
Transverse speed	max. 32 (60*) m/min					
No. of motors	max. 6					
Workpiece thickness	10 – 25 mm			6 – 15 mm		
Workpiece length	450 – 2 500 mm			600 – 1 500 mm		
Workpiece width	138 – 250 mm	57 – 250 mm	80 – 250 mm	180 – 400 mm	115 – 250 mm	90 – 220 mm
Setting angle of motor	-90° – +90°	-90° – -45° +90° – +45°	-90° – -30° +90° – +30°	-90° – 0° – +90°	-90° – -30° +90° – +30°	-90° – 0° – +90°
Max. cycles	25 (35*) parts/min 2 200 x 190 mm	60 (80*) parts/min 900 x 90 mm		45 (65*) parts/min 1 200 x 190 mm		


* Option

Content, technical data and photos are not binding in every detail. We reserve the right to make changes.


Tension-free infeed system



Each motor with suction hood adjusted to the tool



Swivel-mounted high-frequency motors



Chain track ventilation on both sides




Free-standing switch cabinet with cooling unit and separate frequency converter per motor



Contacting control system – proven and easy to maintain

FPR 265/266 profiLine – Double end tenoner

The new model range FPR 260 convinces with various optimisations. Speed, stability due to heavier machine weight, accuracy and first-class quality are only some of the characteristics.



	Wood flooring / LVT			Laminate flooring	
Technical data	Double standard chain	Narrow chain W1	Narrow chain with pressure pad	Double standard chain	Narrow chain
Longitudinal speed	max. 80 (100*) m/min				
Transverse speed	max. 40 m/min				
No. of motors	max. 6 (8*)				
Workpiece thickness	10 – 25 mm			6 – 15 mm	
Workpiece length	450 – 2 500 mm			600 – 1 500 mm	
Workpiece width	138 – 600 mm	57 – 250 mm	90 – 250 mm	180 – 400 mm	115 – 250 mm
Setting angle of motor	-90° – +90°	-90° – -45° +90° – +45°	-90° – +90°	-90° – 0° – +90°	
Max. cycles	35 (45*) parts/min 2 200 x 190 mm	80 (120*) parts/min 490 x 70 mm		65 (80*) parts/min 1 200 x 190 mm	


* Option

Content, technical data and photos are not binding in every detail. We reserve the right to make changes.

Tension-free infeed system with improved stability



Each motor with suction hood adjusted to the tool



Swivel-mounted high-frequency motors



New magazine



Free-standing switch cabinet with cooling unit and separate frequency converter per motor



Contacting control system – proven and easy to maintain

FPR 262 profiLine – Random length

The economical solution for crosswise (end) profiling of random length flooring elements in one pass. The FPR 262 meets all requirements for processing of solid wood and engineered wood flooring. It allows a highly efficient and flexible production of random length flooring elements without any loss of set-up times for dimension changes. Compact mechanical design guarantees optimal manufacturing precision for all known profile types.



	Wood flooring
Technical data	Double standard chain
Transverse speed	40 m/min
No. of motors	max. 6 (8*)
Workpiece thickness	6.5 – 25 mm
Workpiece width	57 – 250 mm
Profile depth	max. 5 / 7 / 12 mm
Workpiece length	280 – 2 440 mm
Workpiece surface	unfinished or lacquered – no abrasion
Setting angle of motor	-90° – +90°
Max. cycles	100 parts/min
Tool diameter	220 – 250 mm


* Option

Content, technical data and photos are not binding in every detail. We reserve the right to make changes.

Exact workpiece feed



Each motor with suction hood adjusted to the tool



Swivel-mounted high-frequency motors



Shifting station from fixed stop side right to fixed stop side left



Free-standing switch cabinet with cooling unit and separate frequency converter per motor



Contactur control system – proven and easy to maintain

FPR 525/526 profiLine – Double end tenoner

The model range FPR 500 covers the whole range of applications for flooring production. The machine is compact in design and offers flexible solutions for longitudinal and crosswise profiling of a wide range of different materials. At the same time, our precise production systems guarantee high profile accuracy for every profile type.




	Wood flooring			Laminate flooring		
Technical data	Double standard chain	Narrow chain W1	Narrow chain W2 with pressure pad	Double standard chain	Narrow chain W2	Single standard chain
Longitudinal speed	max. 80 (130*) m/min					
Transverse speed	max. 40 m/min					
No. of motors	max. 8					
Workpiece thickness	10 – 25 mm			6 – 15 mm		
Workpiece length	450 – 2 500 mm			600 – 1 500 mm		
Workpiece width	138 – 250 mm	57 – 250 mm	80 – 250 mm	180 – 400 mm	115 – 250 mm	90 – 220 mm
Setting angle of motor	-90° – +90°	-90° – -45° +90° – +45°	-90° – -30° +90° – +30°	-90° – 0° – +90°		
Max. cycles	35 (55*) parts/min 2 200 x 190 mm	80 (130*) parts/min 900 x 90 mm		60 (100*) parts/min 1 200 x 190 mm		

* Option

Content, technical data and photos are not binding in every detail. We reserve the right to make changes.

Magnetic chain



Optional horizontal pressure beam adjustment



Optional with extension for the application of edge sealing



Supportive room extraction




Unit guidance system with high-precision setting devices and swivel-mounted high-frequency motors



Easy-to-operate **powerControl** system in accordance with IEC 61131, with facility for remote service and diagnosis

FPR 625/626 powerLine – Double end tenoner

The high-end solution for maximum output, featuring flexible supports for the milling motors. The model range FPR 600 addresses every conceivable requirement in terms of performance and flexibility. An unlimited number of motors can be used.




	Wood flooring / LVT			Laminate flooring		
Technical data	Double standard chain	Narrow chain W1	Narrow chain W2 with pressure pad	Double standard chain	Single standard chain	Narrow chain
Longitudinal speed	130 m/min			300 m/min		250 m/min
Transverse speed	max. 40 (60°) m/min			max. 40 (85°) m/min		
No. of motors	no limit			no limit		
Workpiece thickness	10 – 25 mm			6 – 15 mm		
Workpiece length	450 – 2 500 mm			600 – 1 500 mm		
Workpiece width	138 – 250 mm	57 – 250 mm	80 – 250 mm	190 – 400 mm	90 – 220 mm	120 – 250 mm
Setting angle of motor	-90° – +90°	-90° – -45° +90° – +45°	-90° – -30° +90° – +30°	-90° – 0° – +90°		
Max. cycles	55 parts/min 2 200 x 190 mm	140 parts/min 900 x 90 mm		200 parts/min 1 200 x 190 mm		180 parts/min

* Option

Content, technical data and photos are not binding in every detail. We reserve the right to make changes.


Easy-to-operate **powerControl** system



Workpiece magazine for high cycle-performance



Horizontal pressure beam adjustment with digital display



Selectively with extension for the application of edge sealing or bevel lacquering



Supportive room extraction



Support frame for flexible equipment of units on the machine bed

You invest, we reduce:

Life cycle cost management

It is not the investment costs which decide the economic success of your production, but the capacity utilization and unit costs. This is why our primary objective is to combine top class production with higher productivity and consequently lower unit costs. With the new ecoPlus technology package from the HOMAG Group, you will also be helping to conserve precious energy, time, material and personnel resources.

For more information, go to:

www.homag.com/services



Unit cost reduction through

Optimum financing

- HOMAG Finance offers optimized financing concepts based on individual business administration requirements
- The outstanding value stability of HOMAG machines offers benefits in terms of leasing and subsequent replacement investment

High level of processing quality “without” finish processing

- Perfectly coordinated machine configuration

Practically oriented training

- Selective and targeted training will help you quickly achieve full productivity
- Your employees will be prepared for safe, efficient HOMAG machine operation

Reduced unit labour costs

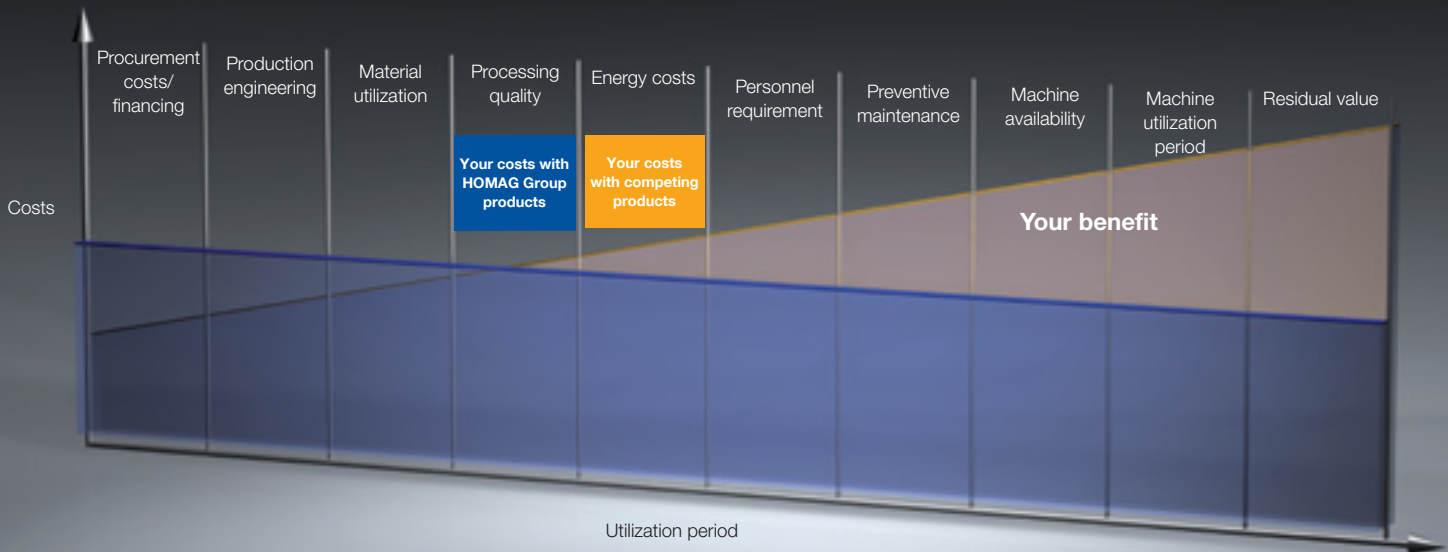
- Fast, simple operating capability of machines
- Simple resetting processes

High degree of machine availability

- Worldwide servicing minimizes downtime
- TeleServiceNet – our “eye” into the machine avoids costly on-side services
- woodScout diagnostic software – intelligent self-help for all machine operators

Fast achievement of productivity

- To get you quickly up to your targeted high shift output, our employees will visit your company to ease you into the start of production. This will take you faster to your targeted production output.



Minimal energy costs with ecoPlus*



- A valve control system* switches the extraction on only for units which are actually operational. This reduces extraction costs by up to 20 %.
- I-tools* reduce the necessary extraction speed per individual I-tool. Current consumption per machine is reduced in this way by around 1 250 kWh. This does not take into account savings due to room air which requires no extraction (heating / air conditioning).
- The PC22 control switch cabinet* is cooled using cool plate technology. This passive cooling system requires no energy. No filters require changing and maintenance costs are saved. The system also remains closed. No dust is able to penetrate
- All drive systems comply with energy efficiency category IE2
- Optional measurement and visualization of current consumption data* from compressed air extraction and flow to optimization of overall energy consumption

Preventive maintenance

- The software Machine Monitoring & Reporting* (MMR) provides the machine operator with an indication of required maintenance
- Regular inspections and preventive maintenance help avoid faults and prolong the service life
- The worldwide HOMAG servicing network with over 500 technicians provides support when you need it

Machine utilization period

- Continuous expansion of functionality ensures compliance of the machines with the requirements of tomorrow
- The HOMAG conversion department offers solutions to address major conversion requirements, ensuring a high degree of investment security over years

* Depending on equipment configuration, installed options, service period and workpiece spectrum.



**Choose the Original
Choose Success!**

For the Success of Original Technology
A VDMA campaign



A member of the HOMAG Group



HOMAG Holzbearbeitungssysteme GmbH

Homagstraße 3–5
72296 SCHOPFLOCH
GERMANY

Tel. +49 7443 13-0
Fax +49 7443 13-2300
info@homag.de
www.homag.com