

# Processing center Venture 312

## The complete package for window and door manufacturing

**Quick and precise full processing of elements for doors, windows and conservatories. The Venture 312 has everything it needs for manufacturing of construction elements.**

### **Your benefits with HOMAG:**

- High stability, precision and processing quality thanks to heavy welded steel construction and moving gantry with bilateral guidance
- Powerful 15 kW main spindle with controlled speed and interpolating C-axis with unit interface
- Easy and secure fixing of workpieces with the **powerClamp** clamping system

# Processing centre Venture 312

## Highlights


### powerClamp

powerClamp clamping system: Precise and secure clamping of frame or arch pieces, variable clamping depth through distance rings.




### Tool changer

Tool changer for the flexible application of tools and units even with large diameters. Safe function also with heavy tools with max. tool load up to 90 kg.



### Dynamic alternating field size

Perfect view of the machine interior and simple access for servicing. Bumper safety technology allows a dynamic alternating field size without fixed field allocation.




### High Performance sawing unit

Sawing unit for sizing, grooving, snipping and separating cuts at any angle up to 110 mm cutting depth. High performance version for high load.



### FLEX5+

FLEX5+ unit with automatic angle adjustment and automatic tool change: sawing, routing and drilling unit at any angle.



### Software

Easy and efficient variant programming with 3D graphic of the workpiece, processing operations and clamps.

## Technical data:

Model	X = Workpiece length [mm]				Y = Workpiece width [mm]			Workpiece thickness [mm]
	All units		With tool diameter 25 mm		With tool diameter 25 mm	All units		
	Individual processing (X1)	Alternating processing* (X2)	Individual processing	Alternating processing*	Rear stop	Rear stop	Front stop	From console
<b>Venture 312M</b>	3 300 129,9"	1 025 40,4"	3 475 136,8"	1 200 47,2"	1 550 61,0"	1 400 55,1"	1 050 37,4"	250 9,8"
<b>Venture 312L</b>	4 200 165,4"	1 475 58,1"	4 375 172,2"	1 650 65,0"	1 550 61,0"	1 400 55,1"	1 050 37,4"	250 9,8"
<b>Venture 312XXL</b>	6 000 236,2"	2 375 93,5"	6 175 243,1"	2 550 100,4"	1 550 61,0"	1 400 55,1"	1 050 37,4"	250 9,8"

\* Dimension with central division. Size of alternating field dynamically adapted to component size.

Technical data and photos are not binding in every detail. We reserve the express right to make changes in the interests of further development.



### HOMAG Holzbearbeitungssysteme GmbH

Homagstraße 3–5  
72296 SCHOPFLOCH  
GERMANY  
Tel.: +49 7443 13-0  
Fax: +49 7443 13-2300  
info@homag.de  
www.homag.com