




CNC-Spezialmaschinen



**CNC Machining Centre with 5-axis technology BC 570**

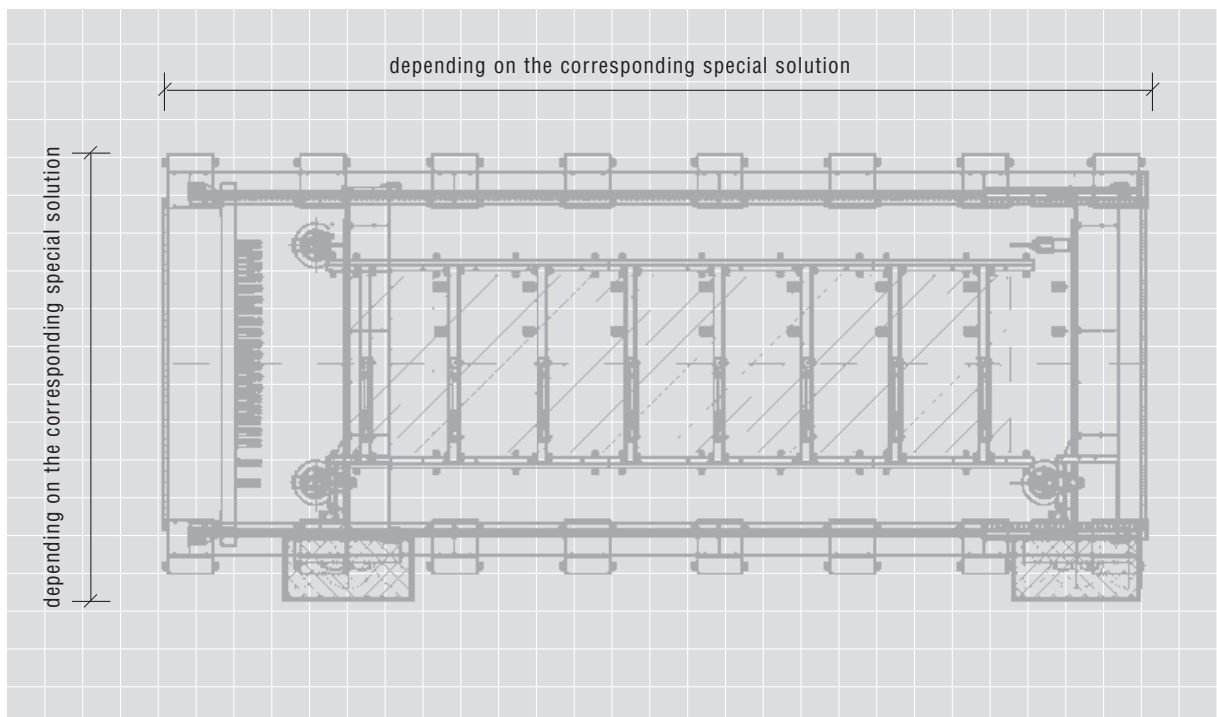
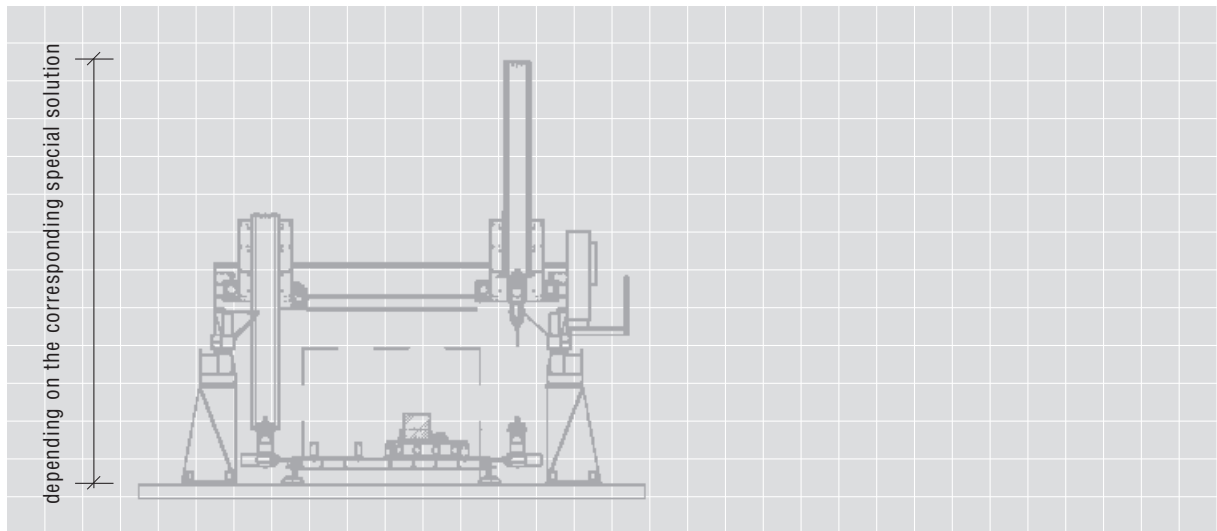
stationary centre in bridge-type design for large-pattern making



CNC-Spezialmaschinen

## Foundation and surface plan

i.e. additional space for peripheral devices (control cabinet etc.) needs to be considered accordingly; see foundation plan



### **MAKA Systems GmbH**

Am Schwarzen Graben 8  
89278 Nersingen · Germany  
Tel. +49 (0) 7308/813-0  
Fax +49 (0) 7308/813-170  
[www.maka.com](http://www.maka.com)

## CNC Machining Centre with 5-axis technology BC 570


stationary centre in bridge-type design for large-pattern making

### Fields of application

The machining of large workpieces with a usable length of 50 m and more is very demanding for a CNC special machine.



With the bridge-type machining centre **BC 570** MAKA succeeded in developing a large machining centre specialised in exactly these extended machining dimensions. The **BC 570** is a stationary special solution designed for both, the construction of aluminium rail vehicles and large pattern making as well as for the construction of boats, vehicles, lorries and caravans and is also successfully used by manufacturers of prototypes.

The 5-axis technology of the **BC 570** allows complete travelling around the whole workpiece even for a usable length of up to 50 m, a travelling area of up to 6 m in width and a Z axis stroke up to 3 m with utmost precision. Rigid design, a heavy-duty unit and a high Z axis are the outstanding features of this machining centre performing any classical routing operation with utmost precision.




### Tool magazine

Chain-type tool magazine with 12, 16, 24, 32 tool places



### Machine table

Grey-cast top table with T slots. Special solutions can also be realized for automatic workpiece loading



**Ship building,  
e.g. machining of glass-fibre  
reinforced material**



**Machining of Solid Wood**

## Technical Data BC 570 Standard

<b>Controller</b>	Siemens 840 Dsl, mobile control panel
<b>Routing spindle</b>	with tool interface HSK F 63, water-cooled, power max. 16 kW infinitely variable speed regulation up to 24,000 rpm
<b>Working Unit</b>	Universal aggregate, C 540°, A +/- 98° C/A arranged at an angle of 50° sector-specific design optional
<b>Extraction hood</b>	vertically adjustable via CNC extraction connection 1x dia. 300 mm
<b>Axis drives</b>	X axis toothed rack Y axis toothed rack Z axis recirculating ball screw or toothed rack
<b>Machine table</b>	depending on the corresponding special solution also for automatic loading of workpieces
<b>Safety guard</b>	depending on the corresponding special solution
<b>Working areas in 5-axis operation</b>	Tool diameter 160 mm, total tool length 160 mm X = 3,000 mm, Y = 3,000, Z = 1,250 mm optional X up to 50,000 mm, Y up to 6,000 mm, Z up to 3,000 mm
<b>Travel speeds</b>	X = 60 m/min, Y = 60 m/min, Z = 24 m/min, C/A = 10,000 °/min
<b>Tool changer</b>	Chain-type tool magazine traveling along with the y axis 12 tool places (standard) 16, 24, 32 tool places possible tool diameter 160 mm, total tool length 160 mm (max. diameter 90 mm with 24, 32 places), tool weight max. 6 kg saw blade with max. 350 mm Ø, pick-up tool place for saw blade max. 450 mm Ø optional
<b>Installation details</b>	
Machine weight	depending on the corresponding special solution
Required space	depending on the corresponding special solution see foundation and surface plan