

# COMPLETE SOLUTIONS

## COMPLETE LINES FOR ASSEMBLY AND PACKAGING

These lines are composed of several stations in order to obtain the assembled and packed furniture cabinet, starting from all of its individual components. These lines are suitable for all assembled furniture industries, such as kitchens, bathrooms and office furniture manufacturers.

- **COMPLETE TURN-KEY SOLUTION:**

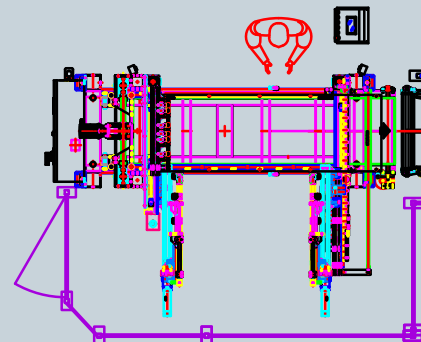
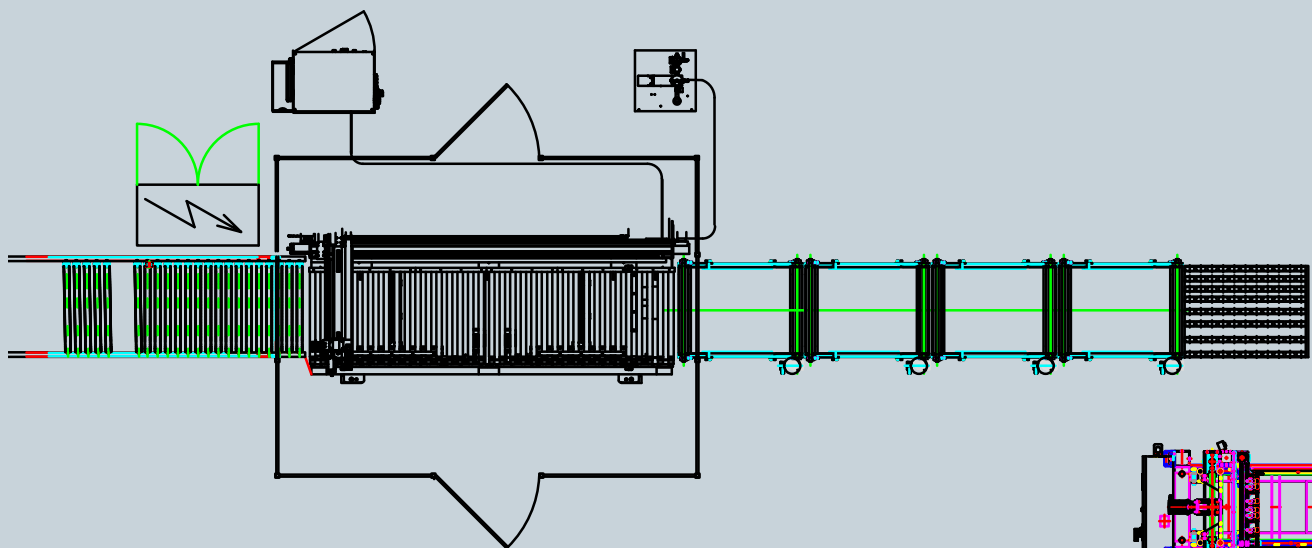
turn-key complete solutions in collaboration with a unique partner

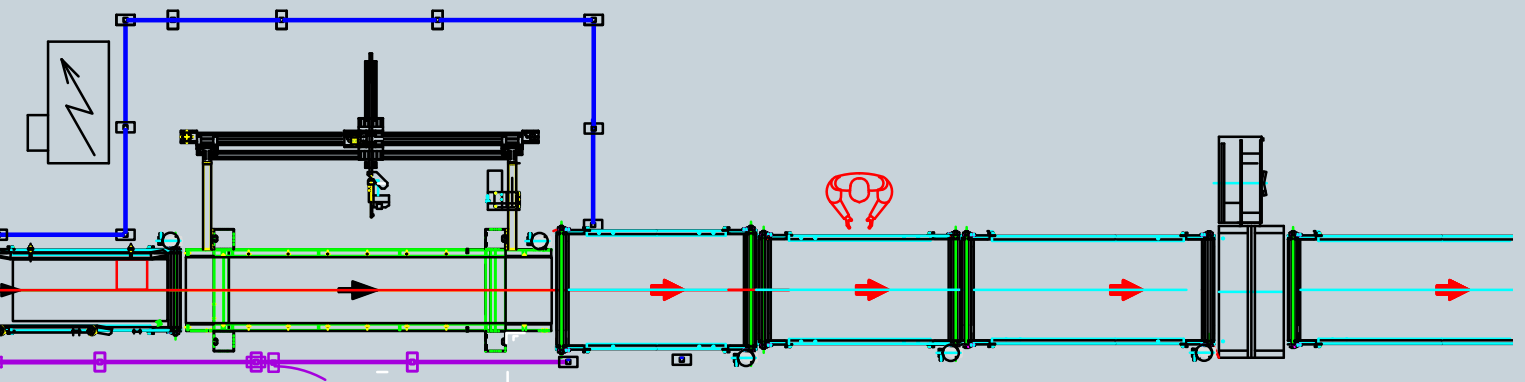
- **PACKAGING SOLUTION:**

most suitable packaging solutions to meet all customer's types of production

- **AUTOMATIC SOLUTION:**

range of manual / automatic solutions suitable to all customer's production volumes





# AUTOMATIC CABINET CLAMPS

The through-feed electro mechanical cabinet clamp model **action tf** with automatic stapler (on option) is the solution for the assembly of cabinets. This machine is suitable for all cabinet manufacturers, with medium to high production volumes (up to 650 cabinets/shift).

- **EFFICIENT SQUARING OF CABINETS**

by means of an integrated rack and pinion system

- **BEST PERFORMANCE**

due to installed brushless motors which allow the cycle's maximum speed execution

- **VERSATILE USE**

due to touch screen panel control





		action tf
Pressing force	vertical	15 kN
	horizontal	10 kN
Performance	cabinets/min	up to 2
Standard working dimensions (max)	mm	2500 x 1250 (H) x 800
Standard working dimensions (min)	mm	250 x 250 (H) x 250
Speed	m/min	20
Working height	mm	600

# AUTOMATIC CABINET CLAMPS



- **EFFICIENT CABINET ASSEMBLY**

by means of an integrated rack-and-pinion system

- **PERFORMANCE AND EFFECTIVENESS**

thanks to the action of brushless motors allowing to minimize the machine positioning times and consequently the working cycle


- **EASY PROGRAMMING AND OPERATION**

due to the touch screen interface and the preassembly machine autopositioning

		action ws
Lateral pressing force	kN	8
Standard working dimensions (max)	mm	1550 x 1200 (H) x 650
Standard working dimensions (min)	mm	250 x 270 (H) x 250
Working table height	mm	600

## action ws

The **action ws** electromechanical cabinet preassembly machine is the ideal solution to prepare the cabinet pieces for the automatic assembly: the operator inserts the 5 cabinet parts into the machine that will complete the assembly. The suitable cabinet element consists of 5 parts (right and left sides, bottom, top and back panels) and equipped only with horizontal dowels (kitchens, bathroom furniture). The cabinet dimensions are programmable by interface (ideal solution for large batches) or by remote with production list (ideal for batch 1 production).



# SEMI-AUTOMATIC CABINET CLAMPS

action



## action e

The electro mechanical cabinet clamp **action e** with manual loading and unloading is the entry-level solution for the final assembly of cabinets. This semi-automatic machine is suitable for all cabinet manufacturers, with low productive volumes.

- **Efficient cabinet squaring** due to the use of properly dimensioned screws
- **Maximum ease of use** by means of buttons
- **Effective pressing on the entire surface** thanks to the comb system

		action e
Vertical pressing force	kN	12
Standard working dimensions (max)	mm	2500 x 1200 (H) x 700
Standard working dimensions (min)	mm	250 x 270 (H) x 250
Working height	mm	600



## action p

The electro mechanical cabinet clamp model **action p** is the solution for the assembly of cabinets. The automatic set-up allows to a simple use of the clamp. This automatic machine is suitable for all cabinet manufacturers, with low productive volumes (up to 50 cabinets/shift).



- **Efficient cabinet squaring** by means of an integrated rack and pinion system
- **Best performance** due to installed brushless motors, which allow the cycle's maximum speed execution
- **Horizontal and vertical pressure elements** with single bars and "comb" system

action p		
Vertical pressing force	kN	15
Standard working dimensions (max)	mm	2500 x 1200 (H) x 700
Standard working dimensions (min)	mm	250 x 250 (H) x 150
Working height	mm	600

## action fl

The electro mechanical cabinet clamp model **action fl** with manual loading/unloading and a complete automatic cycle, is the solution for the assembly of cabinets. This machine is suitable for all cabinet manufacturers, with low productive volumes (up to 50 cabinets/shift).



- **Efficient cabinet squaring** by means of an integrated rack and pinion system.
- **Best performance** due to installed brushless motors
- **Versatile use** due to touch screen panel control

action fl		
Vertical pressing force	kN	15
Standard working dimensions (max)	mm	2500 x 1250 (H) x 800
Standard working dimensions (min)	mm	250 x 250 (H) x 150
Working height	mm	600

# DOORS AND WINDOWS FRAME CLAMPS



## action h

Horizontal automatic hydraulic clamp, ideal solution for producers of solid wood doors and frames.

- Possibility to assemble frames with 45° or 90° joints without any previous setting.
- Small series can be easily processed at the **same production rate as large standard series**, due to auto-adjusting of machine to the product's dimensions.
- **Hydraulic pressing power can be adjusted** according to the type of frame to be assembled.

action h		2000	2500	2500 S
Installed power	kW	2	2	2,5
Performance	frames/min	up to 3	up to 3	up to 2
Standard working dimensions (max)	mm	2000 x 50 (H) x 620	2500 x 50 (H) x 750	2500 x 70 (H) x 1100
Standard working dimensions (min)	mm	300 x 15 (H) x 135	300 x 15 (H) x 135	800 x 15 (H) x 300
Translation speed	m/min	21	21	21
Working table height	mm	850	850	850



Interior door pre-assembly with **action h** automatic clamp



### action k - action m

The frame clamp presses and glues any kind of window system: slatted shutters, shutters and solid wood doors.

action k - action m		M 30 - 17	M 30 - 20	M 35 - 25	K 30 - 17	K 30 - 20	K 35 - 25
Dimensions	mm	3000 x 1700	3000 x 2000	3500 x 2500	3000 x 1700	3000 x 2000	3500 x 2500
Vertical thrust	ton	14	14	14	10	10	10
Horizontal thrust	ton	6	6	6	6	6	6

# DEVICES



**5-axis automatic stapler** for the rear side of cabinets, to be installed on the **action tf** clamp. Ideal solution for producers of kitchen, bedroom and bathroom furniture.

- **Easy programmable nailing path**, with possibility to clamp and staple more cabinets simultaneously.
- **Labour saving, increased productivity and accuracy.**
- **Ability to work in batch-one mode** by reading a barcode or job list.

5-axis automatic stapler		
Staples loading capacity (automatic gun refill)	no	1200
Axis speed	m/sec	1,5
Operator's touch-screen panel PC	inches	17
Maximum cycle-time of each staple	sec	0,7

**Double hydraulic, central shoulder** with motorized positioning that **allows a greater pressure**. Ideal for solid wood doors processing.





Optimised cabinet squaring is obtained by means of an integrated mechanical system rack and pinion driven, in order to obtain the **best parallelism between clamping elements** of the machine.

Clamping plates movements brushless motors driven, in order to obtain the **best working performance** in terms of speed and efficiency.



Positioning system of the furniture modular units on the **action ws** pre-assembly machine: the device **allows to reduce the required cycle time** by the use of brushless motors and linear guides.

# PROMPT AND EXPERT TECHNICAL SUPPORT THROUGH A NETWORK OF 1000 TECHNICIANS AND AN INVENTORY OF 36,000 SPARE PARTS.

HIGHLY SPECIALISED TECHNICIANS, EFFICIENT MANAGEMENT AND 6 SPARE PARTS BRANCHES AROUND THE WORLD GUARANTEE A CLOSE, SAFE AND EFFECTIVE TECHNICAL SUPPORT.

## SERVICE

SCM provides a service that goes beyond the purchase, to guarantee the long term performance of your technological production system and peace of mind for your business.

### A COMPLETE RANGE OF AFTER-SALES SERVICES

- installation and start-up of machines, cells, lines and systems
- tailored training programs
- telephone support to reduce times and costs when machines are not working
- preventive maintenance programs to guarantee long term performance
- complete renovation of machines and plants to renew the added value of the investments
- custom upgrading to update machines and plants and meet new production requirements

## SPARE PARTS

SCM Group can count on 140 spare parts professionals worldwide to meet any request with real time shipments.



### 36,000 SPARE PARTS

Our spare parts inventory, with a value of 12 million euros, covers every single machine



### SPARE PARTS GUARANTEED

We guarantee also hard to find parts, with 3,5 million euros invested in "critical" spare parts.



### IMMEDIATE AVAILABILITY

Over 90% of orders received are carried out the same day thanks to the huge inventory available.



### 6 BRANCHES AROUND THE WORLD

The spare parts service can count on worldwide support (Rimini, Singapore, Shenzhen, Moscow, Atlanta, São Bento do Sul)



### 500 SHIPMENTS A DAY



# THE STRONGEST WOOD TECHNOLOGIES ARE IN OUR DNA

## SCM. A HERITAGE OF SKILLS IN A UNIQUE BRAND

Over 65 years of success gives SCM the centre stage in woodworking technology. This heritage results from bringing together the best know-how in machining and systems for wood-based manufacturing. SCM is present all over the world, brought to you by the widest distribution network in the industry.

**65** years history

**3** main production sites in Italy

**300.000** square metres of production space

**17.000** machines manufactured per year


**90%** export

**20** foreign branches

**350** agents and dealers

**500** support technicians

**500** registered patents



In SCM's DNA also strength and solidity of a great Group. The SCM Group is a world leader, manufacturing industrial equipment and components for machining the widest range of materials.

## SCM GROUP, A HIGHLY SKILLED TEAM EXPERT IN INDUSTRIAL MACHINES AND COMPONENTS

### INDUSTRIAL MACHINERY

Stand-alone machines, integrated systems and services dedicated to processing a wide range of materials.



WOODWORKING TECHNOLOGIES



TECHNOLOGIES FOR PROCESSING COMPOSITE MATERIALS, ALUMINIUM, PLASTIC, GLASS, STONE, METAL

### INDUSTRIAL COMPONENTS

Technological components for the Group's machines and systems, for those of third-parties and the machinery industry.



SPINDLES AND TECHNOLOGICAL COMPONENTS



ELECTRIC PANELS



METALWORK



CAST IRON



*is more*



**SCM GROUP SPA**

via Casale 450 - 47826 Villa Verucchio, Rimini - Italy  
tel. +39 0541 674111 - fax +39 0541 674274  
scm@scmgroup.com  
www.scmwood.com



00L0456716B