


gabbiani a 2


angular panel saw



THINK

BIG

GABBIANI A 2



THE PANEL SAW THAT MAKES
PRODUCTION MORE
SIMPLE AND COMPETITIVE
FROM EACH ANGLE

QUALITY



Highest product quality due to the rigidity of the bases, when combined with a carriage sliding on linear guides results in total lack of vibrations, **guaranteeing an optimum cut quality.**

TAILOR-MADE



Maximum machine configuration owed to the wide range of available options, **to meet all process and tools setting needs.**

Available solutions: automatic precutting, bars with differentiated cuts and automatic labeling in masked time.

CLEANLINESS



Maximum cleaning of the machine thanks to an automatic system of dust control curtains by section that intervene on each cut to contain the sawdust and guarantee their complete evacuation.

POWERFUL



The **high feed speeds**, 160 m/min on the carriages, 120 m/min on the pusher beam, and high saw carriage power (up to 22 kW), will ensure excellent production levels.

FLEXIBILITY



Two independent cutting units on a single cutting axis for greater productivity and flexibility.


- 24 **OVERALL DIMENSIONS**
- 26 **TECHNICAL DATA**
- 28 **SERVICE - SPARE PARTS**

TECHNICAL FEATURES OVERVIEW

TECHNOLOGICAL ADVANTAGES

gabbiani a 2 95-115-130

for furniture company requiring a complete panel sawing solution with high production volumes and quality levels.



Flexcut 1D

The modular system enables the processing of complex cutting patterns in very rapid cycle times.



Loading platform

Lifting system running on 4 large trapezoidal screws.




Powered side aligner on the pressure beam for cross cuts

Perfect alignment of the piece against the squaring fence and cycle time reduction.



Air floating table

High efficiency air floating table with feeding rollers eases the sliding of heavy or delicate materials. **Maximum protection against risks of friction.**


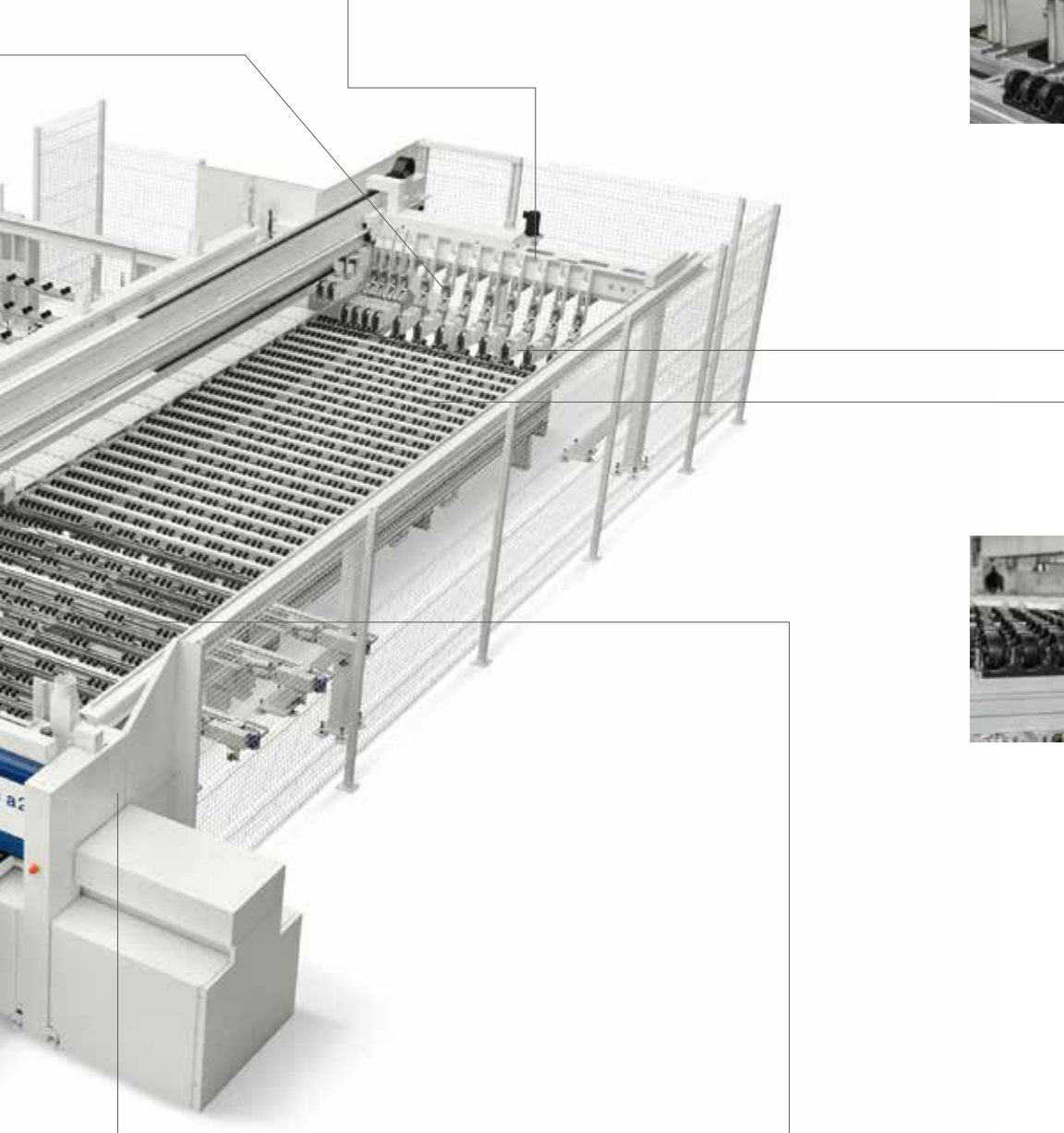




Pusher with brushless motor
The best quality and the maximum performance due to the pusher stroke on round rectified guideways.



Floating clamps with double finger
Safe grip at the highest speed on squaring side, also when panels are not perfectly planar.



Machine base
It is composed by sturdy tubular steel with nylon wheels for moving panels, even the heaviest without damaging them (standard).



SAW-SET
In a few seconds the "SAW-SET" device carries out fast and precise tools adjustment both on cross and longitudinal cutting axes (optional).



Powered side aligner for cross cuts
Perfect alignment of the piece with a drastic cycle time reduction.

PERFECTION AND FLEXIBILITY OF CUT



THE BASE: THE VERY BEST RESULT IS GUARANTEED


Solid and compact machine base ensures precise carriage movements by providing maximum cutting quality over the time.

“HI-TRONIC VERTICAL STROKE” DEVICE: TOP OF PRODUCTIVITY WITH THE NEW SAW CARRIAGE

The device allows an optimum finishing and precision of cut even at high speed (optional).

The device includes:

- optimized blade stroke
- fast blades unlocking with AKE mechanical flanges
- self-learning pressure beam
- post-forming
- scoring blade electronic adjustment
- electronic mortising device
- cuts out “windows”



EXCELLENT FINISH CUT

Sturdy saw carriage with independent pneumatic raising of the main blade and scoring blade, on prismatic guideways with recirculating ball bearings.

PRISMATIC GUIDEWAYS WITH RECIRCULATING BALL BEARINGS: IMPROVE MACHINE PERFORMANCE

Minimum friction and automatic lubrication with a remarkable maintenance reduction. Maximum speed reachable both during the feeding stroke (90 m/min with a single sheet, 40 m/min with a panel stack) and the return stroke (up to 160 m/min) (optional).





SAW-SET: TOOL CHANGING HAS NEVER BEEN SO EASY

In a few seconds the “SAW-SET” device carries out fast and precise tools adjustment due to the electronic setting, allowing an intuitive use of the machine and a productivity increase (optional).



RAPID BLADES LOCKING/UNLOCKING: MACHINING SAFETY IN REDUCED TIME


This system provides safe and constant blade locking and unlocking, due to the pneumatic system which minimizes the standby times for blade changeovers.



AKE DEVICE

Rapid locking/unlocking of the blades with “EASYFIX” mechanical device (“AKE” patent) allowing for quick and easy change of the blades. The tightening is ensured both with high blade-motor power and machining of the hardest materials (optional).

MAXIMUM PROCESSING VERSATILITY



OPTIMIZED BLADE HEIGHT: FOR SMART CUT

The main blade projection is automatically adjusted according to the panel thickness to be cut. It always guarantees an optimum cut quality and reduces the machine cycle time.

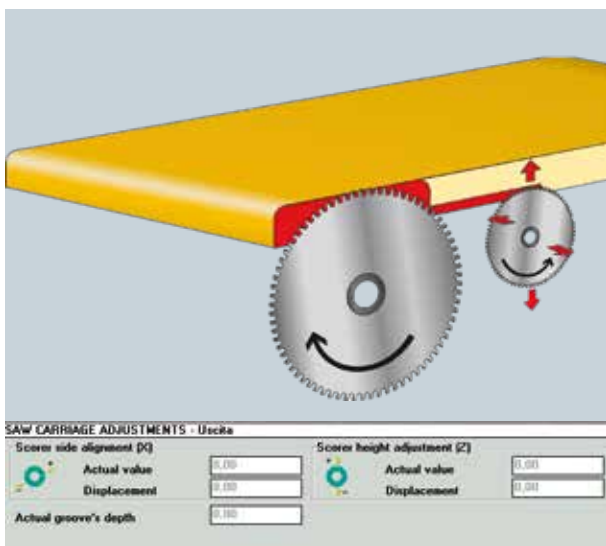


INVERTER: NO COMPROMISE

The possibility to adjust the main blade speed allows a perfect finish with any panel stack height.

a 2 95 opt.

a 2 115 opt.



SCORING UNIT ELECTRONIC ADJUSTMENT: TECHNOLOGY FOR REAL SUPPORT

The setting from the PC allows the management of a powered system for the scoring unit automatic positioning, drastically reducing the blade set-up time and avoiding any possible errors (with HI-TRONIC VERTICAL STROKE carriage as standard equipment).

AUTOMATIC CLOSURE OF THE CUTTING LINE:

it avoids the fall of waste trim cuts inside the machine (optional).



ZERO-DUST SYSTEM

Device for table cleaning that prevents the accumulation of sawdust. A modular control curtain is activated at every cut by section, in order to limit the dust emission and guarantee a complete evacuation. This allows for optimal cleanliness inside and outside of the machine with no risk of damaging the moving components of the saw carriage. Placed both on the cross and longitudinal cutting axes (optional).



POWERED SIDE ALIGNER on prismatic guideways with recirculating ball bearings.

MAXIMUM PROCESSING VERSATILITY

FLEXCUT 1D

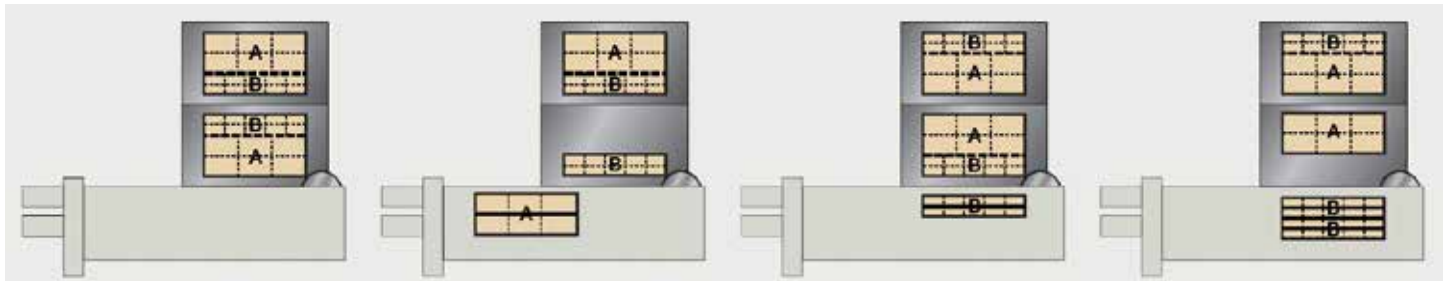
The modular FLEXCUT system enables the processing of complex cutting patterns in very rapid cycle times.

Incomparable precision.

The use of brushless motors sliding on prismatic guideways with recirculating ball bearings reduces mechanical parts friction and guarantees best precision.



The extreme flexibility of this device is also ensured by the presence of the main pusher grippers, which can be excluded from the working area, so that strips with different widths can be secured and as a result any type of different cutting can be performed without limiting the stroke.



The special structure of its components allows to use gabbiani a 2 in different modes:

SINGLE BLADE

The crosscut section can be manually loaded and used as a normal single blade beam saw.


AUTOMATIC LOADING

It operates with automatic stack loading from the lifting table.

AB-BA CYCLE

For specific cutting patterns it is possible to combine same size strips from different stacks in order to fully exploit the crosscut section by always supplying the maximum quantity of strips possible.

LOADING PLATFORM

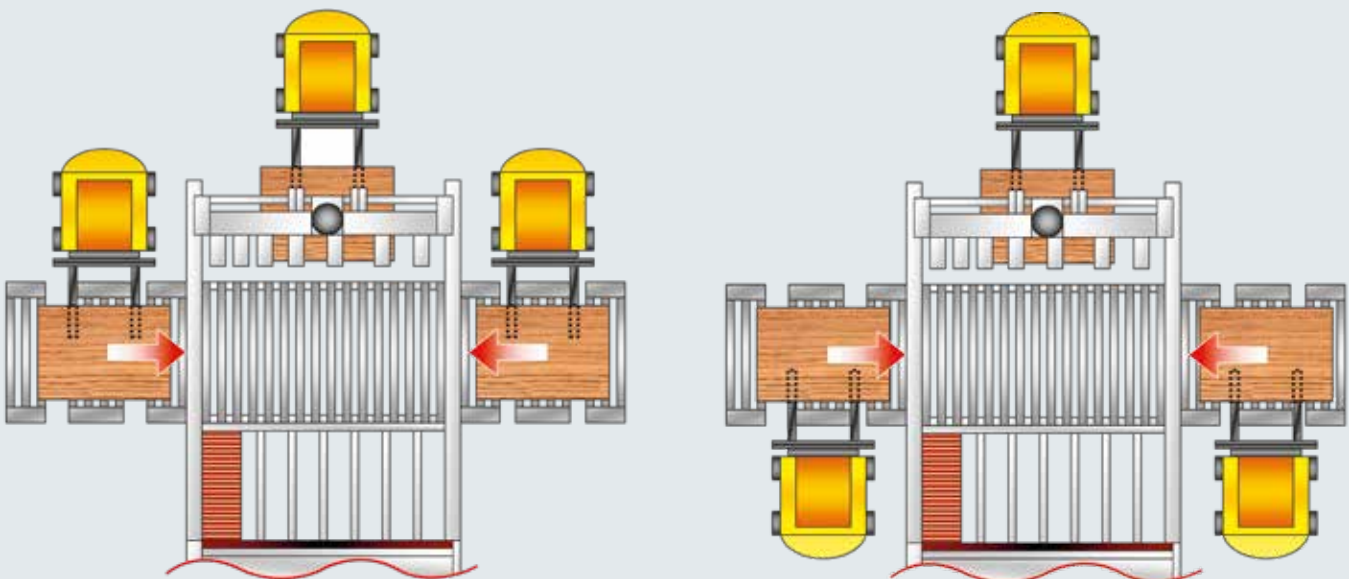


LOADING PLATFORM: WHEN STURDINESS AND PRECISION MAKE THE DIFFERENCE

The lifting system running on 4 trapezoidal screws is able to maximize the load capacity, with any material and format, always ensuring a parallel lifting of the panels stacks. In this way machine downtimes are avoided achieving maximum productivity.

PRELOADING ROLLER CONVEYORS: SPACE IS NOT A PROBLEM ANYMORE

One or more preloading roller conveyors allow the endless running of the angular panel saw. Loading and unloading systems of the “half stack” and the baseboard or pallet handling offer effective solutions to space and production needs.

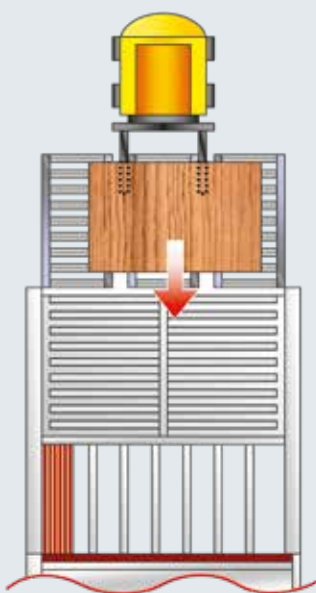
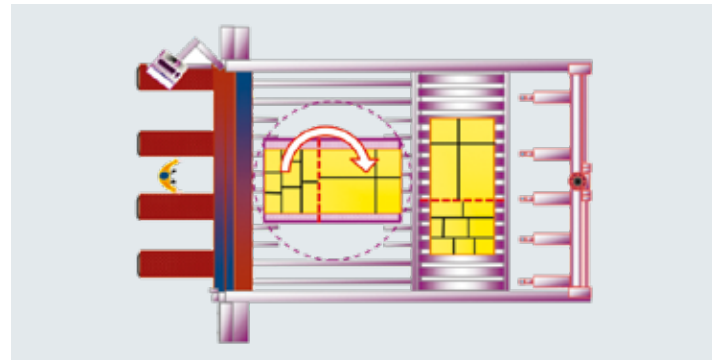


AUTOMATIC HEAD-CUT MANAGEMENT DEVICE: PRODUCE FASTER

A sturdy metallic frame holds up the panels stack during the rotation cycle.

The main pusher automatically moves the panels stack from the loading rear table to the center of the rotating table.

The system automatically manages the cutting of the “Slave” section and the reintroduction and rotation of the “Master” section.



AUTOMATIC LOADING OF THIN AND DELICATE PANELS



AUTOMATIC LOADING SYSTEM OF THIN PANELS: SCM EXPERIENCE AT CUSTOMER DISPOSAL

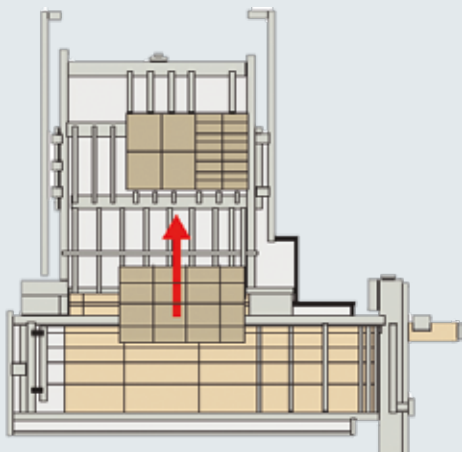
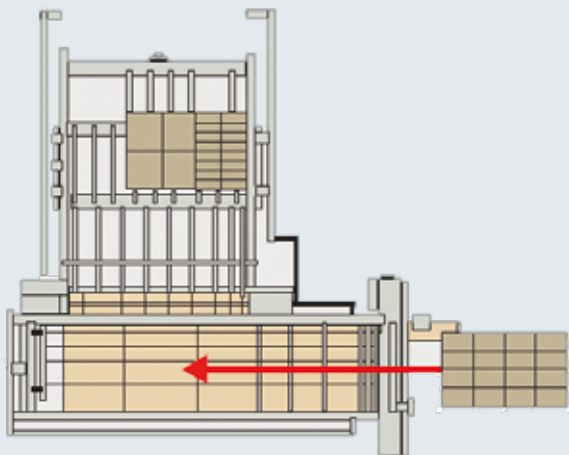
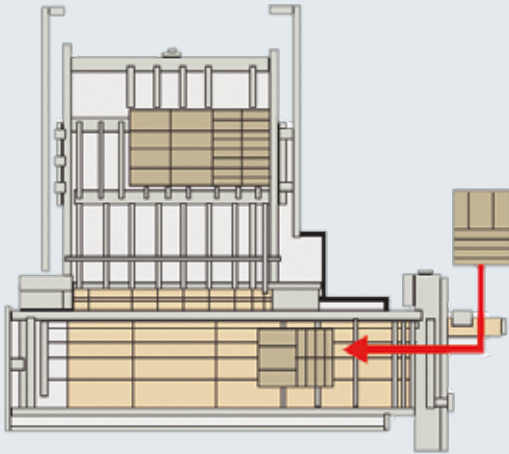
Precise and effective device which ensures the automatic loading of thin panels with thickness ranging between 3 and 10 mm.

THE DEVICE FORESEES THE MACHINE WORKTABLE WITH CLOSURE COVERS

For the thin panels stack loading/unloading it is compulsory a support panel (25 mm minimum thickness).
The minimum panel stack which can be loaded and aligned is 15 mm.



PRECUTTING



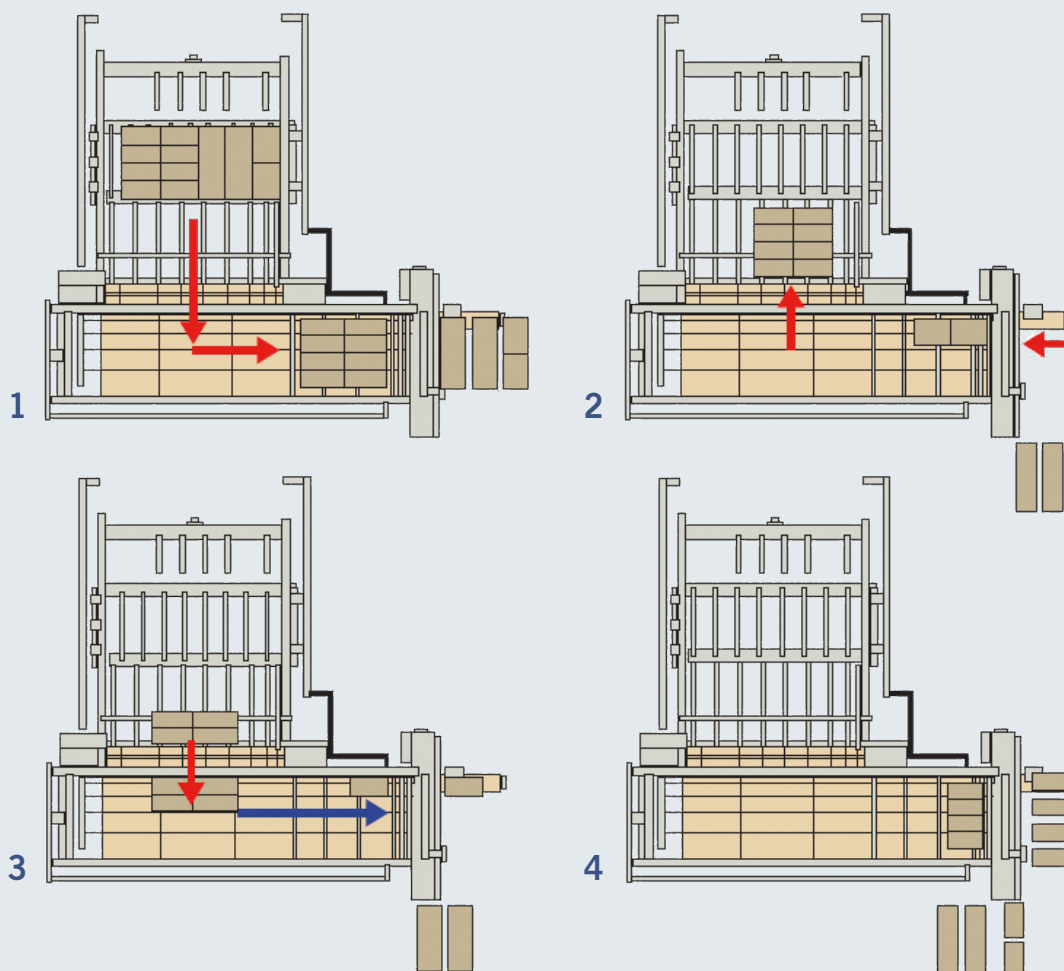
The crosscut section can be manually loaded and used as a normal single blade beam saw.

The special mechanical design and software enable panels to be loaded from the cross cut section without having to free the loading table. This is particularly useful for single batches or one-off orders.

INTERNAL PRECUTTING

The special mechanical design and the software management enable a simple and effective pre-cutting execution.

The pre-cut part is processed on the crosswise sawing axis while the main part is moved to the longitudinal axis and cut lengthwise. Simultaneous processing of both parts on two different cutting axes obtains excellent production levels for the best productive investment.



COMPLETE AND INTEGRATED SOLUTIONS

STACKER

Panel saw unloading gantry with multiple stacker stations. The two beam gantry structure will withstand the stresses and strains of heavy loads and high production rates. The gripper carriage runs on prismatic guideways with recirculating ball bearings. The guides have automatic lubrication to guarantee smooth operation and resistance to high dynamic loading.



The various unloading stations ensure the best working flexibility for different unloading requirements. The gripping device picks up and unloads panel stacks. It automatically reads the panel dimensions and together with the motorized gripper opening ensures the optimum pick-up in every working condition.

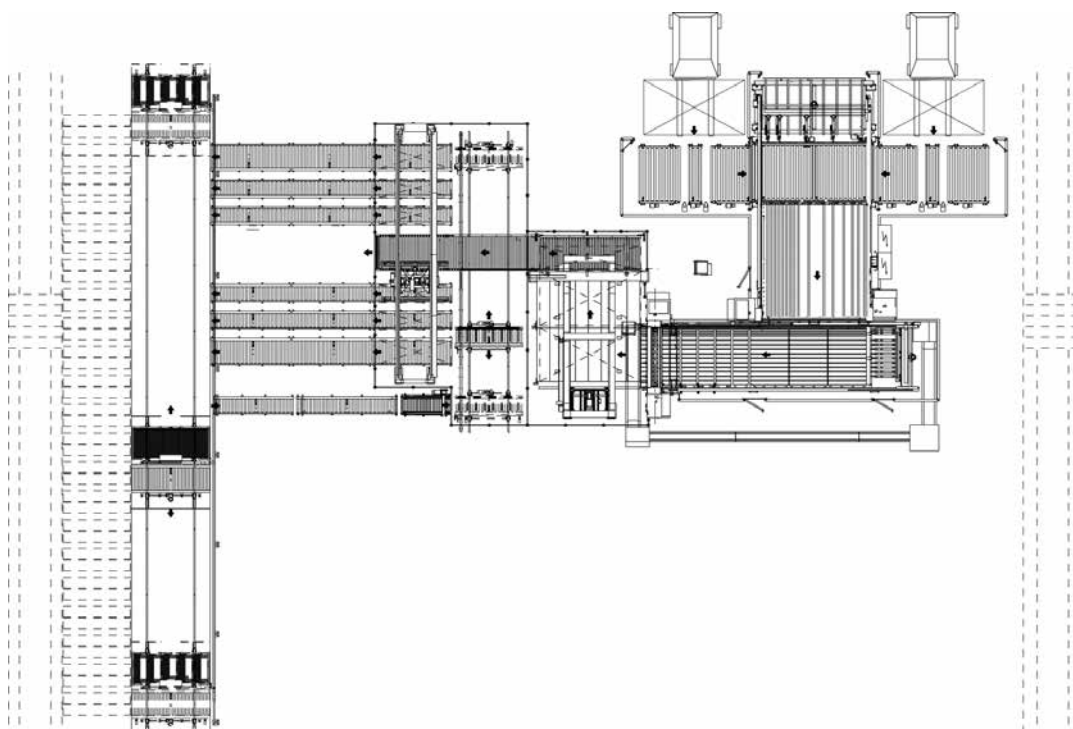


AUTOMATIC WASTE TRIM CUT HANDLING DEVICE

Automatic system for the waste trim cuts management on two cutting axes including vibrating conveyors and chopping devices.

ANGULAR PANEL SAW SYSTEM WITH AUTOMATIC SORTING OF FINISHED STACKS

The cell software program provides the unloading gantry and the automatic stock with all the information necessary to enable automatic finished stack distribution without any operator intervention.





SCM LINEAR CUTTING OPTIMIZATION PROGRAM



Ottimo perfect cut is the cutting plans optimization program developed for an immediate and functional management of the angular panel saws, directly from the office.

Ottimo perfect cut permits the automatic generation of the cutting plans identifying the best solution among different results suggested, depending on users' parameters.

SOFTWARE

Office

EASY AND POWERFUL OPTIMIZATION CUTTING SOFTWARE

ADDITIONAL FUNCTIONS



Ottimo perfect cut

Includes the following functions:


- material, pieces and edges stocks management
- grained panels management (longitudinal and cross)
- optimization of orders and multi-orders
- preventive calculation of costs and machining time
- prints of custom reports with production statistical data
- labels with integrated graphic editor
- sends of cutting programs with labeling data included to the beam saws control
- connection with the business management software



Maestro ottimo import

MS Excel Add-in that exports to **Ottimo perfect cut**:

- 10 fields for panels description (length, width, quantity, grain...);
- 36 fields of information import for labeling machine;



eye-M
console
Video

SOFTWARE

Factory

EASY AND POWERFUL PROGRAMMING SOFTWARE



Maestro wincut plus

It has been developed for angular panel saw systems. It allows an easy management by the end-user of all machine's potential.

From the home screen, the operator has a quick access to all the main machine functions. These include: automatic processing of cutting lists, loading of optimized cutting programs from USB key or networks, and labels printing management directly from machine.

The program guides the operator around all the information concerning the machine with detailed daily production reports, comprehensive machine status log and specific maintenance schedules for machine top efficiency at all times.



Stack manager

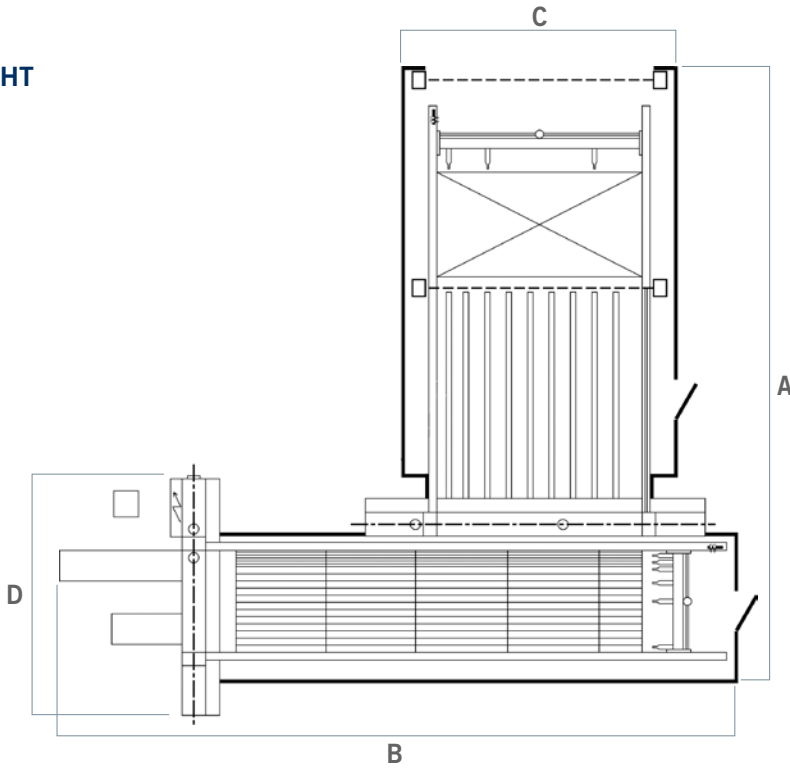
The software controls the panel saw cell and enables automatic or semi-automatic unloading. The software links the panel saw and the automated unloading device, defining the sequence for unloading finished panels automatically or according to their size, the height of the stack on the roller conveyor, the minimum or maximum dimensions of parts or on the basis of unloading capacity in multiple rows.

Stack manager elaborates the orders in progress and manages the labels printing directly on the outfeed table. Through easy to follow graphics, it guides the operator during the handling systems operations.

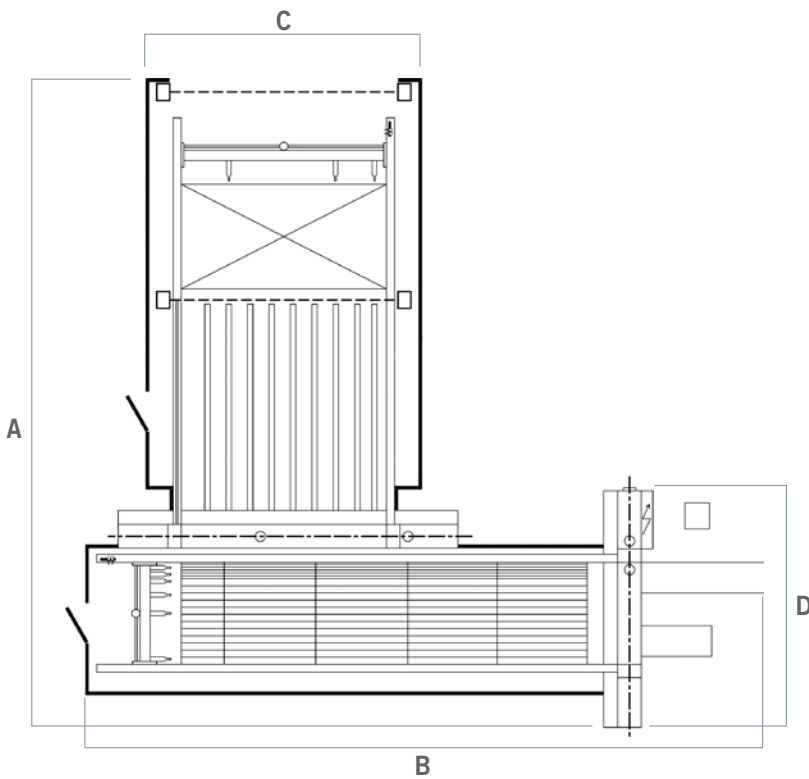
OVERALL DIMENSIONS

gabbiani a 2

RIGHT



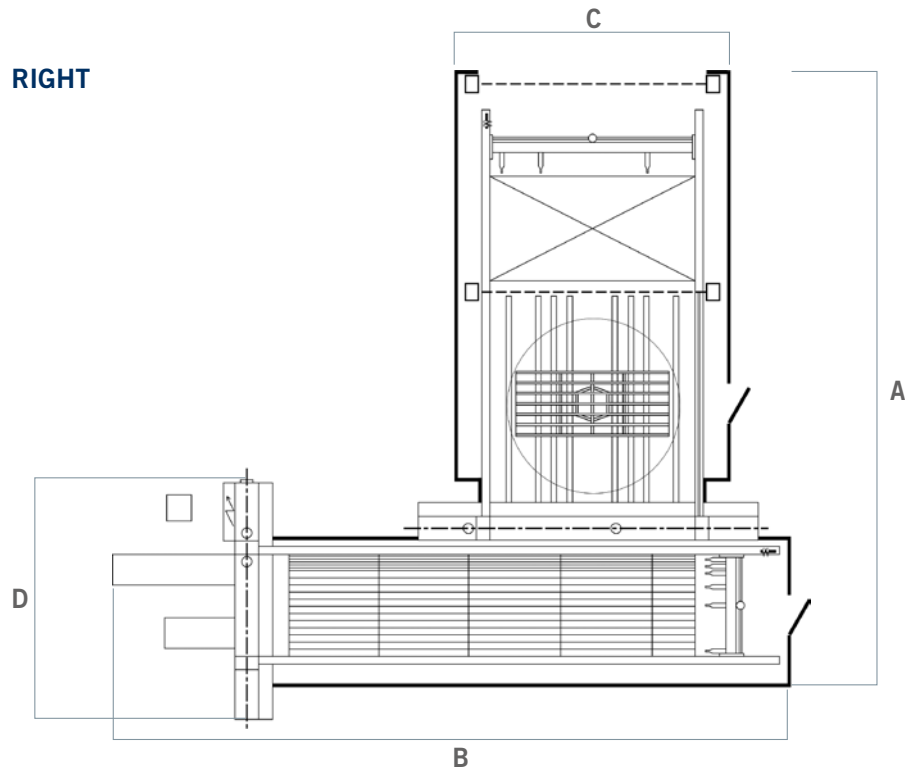
LEFT



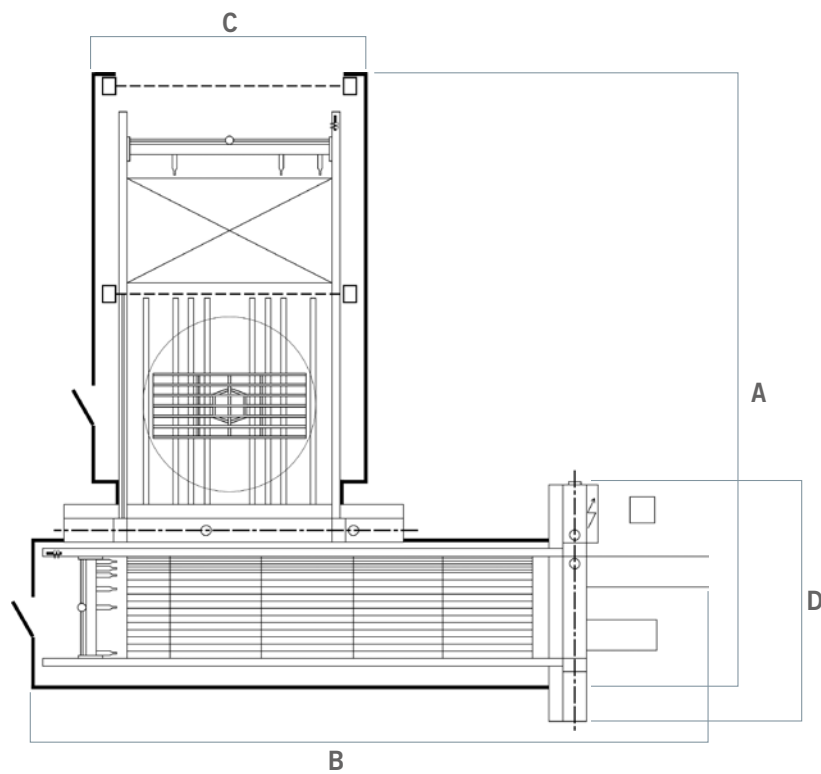
gabbiani a 2 95 - 115 - 130 Cutting dimensions	A	B	C	D
3200 x 2440	13705	11925	4480	5385
4500 x 2440	13705	13625	6140	5385

gabbiani a 2 with rotating table

RIGHT



LEFT



gabbiani a 2 95 - 115 - 130
Cutting dimensions

	A	B	C	D
3200 x 2440	15705	11925	4480	5385
4500 x 2440	15705	13625	6140	5385

TECHNICAL DATA

gabbiani a 2 95		Rip cut section	Cross cut section
Cutting dimensions	mm	3200 - 4500	2440
Lifting table dimensions	mm	3200 x 2440 - 4500 x 2400	
Blade projection	mm	95	
Blade diameter	mm	380	
Scoring diameter	mm	200	200 - 300
Saw carriage speed	m/min	160	
Main blade motor	kW	11 - 15 - 18 - 22	
Pusher speed	m/min	90	120

gabbiani a 2 115		Rip cut section	Cross cut section
Cutting dimensions	mm	3200 - 4500	2440
Lifting table dimensions	mm	3200 x 2440 - 4500 x 2400	
Blade projection	mm	115	
Blade diameter	mm	400	
Scoring diameter	mm	200	200 - 300
Saw carriage speed	m/min	160	
Main blade motor	kW	11 - 15 - 18 - 22	
Pusher speed	m/min	90	120

gabbiani a 2 130		Rip cut section	Cross cut section
Cutting dimensions	mm	3200 - 4500	2440
Lifting table dimensions	mm	3200 x 2440 - 4500 x 2400	
Blade projection	mm	125	
Blade diameter	mm	430	
Scoring diameter	mm	200	200 - 300
Saw carriage speed	m/min	160	
Main blade motor	kW	15 - 18 - 20	
Pusher speed	m/min	90	120



ENERGY ONLY WHEN YOU NEED IT

SavEnergy allows you to operate with the devices only when really necessary. The machine moves in stand-by automatically when there are no panels to process.

**COMPANY WITH
QUALITY SYSTEM
CERTIFIED BY DNV GL
= ISO 9001 =**

The technical data can vary according to the requested machine composition. In this catalogue, machines are shown with options. The company reserves the right to modify technical specifications without prior notice; the modifications do not influence the safety foreseen by the CE Norms.

*Maximum noise levels measured according to the operating conditions established by EN ISO 19085-2:2017.
Acoustic pressure in process 81 dbA (measured according to EN ISO 11202:2010, uncertainty K = 4 dB)
Acoustic pressure in process 88 dbA (measured according to EN ISO 11202:2010, uncertainty K = 4 dB)
Acoustic power in process 104 dbA (measured according to EN ISO 3746:2010, uncertainty K = 4 dB)
Even if there is a correlation between above mentioned "conventional" noise emission values and average levels of personal exposure of operators over eight hours, these last also depend on the real operating conditions, duration of exposure, acoustic conditions of the working environment and presence of further noise sources, this means the number of machines and other adjacent processes.*

PROMPT AND EXPERT TECHNICAL SUPPORT THROUGH A NETWORK OF 1000 TECHNICIANS AND AN INVENTORY OF 36,000 SPARE PARTS.

HIGHLY SPECIALISED TECHNICIANS, EFFICIENT
MANAGEMENT AND 6 SPARE PARTS BRANCHES
AROUND THE WORLD GUARANTEE A CLOSE,
SAFE AND EFFECTIVE TECHNICAL SUPPORT.



SERVICE:

A CONTINUOUS COMMITMENT TO PROTECT YOUR INVESTMENT

SERVICE

SCM provides a service that goes beyond the purchase, to guarantee the long term performance of your technological production system and peace of mind for your business.

A COMPLETE RANGE OF AFTER-SALES SERVICES

- installation and start-up of machines, cells, lines and systems
- tailored training programs
- telephone support to reduce times and costs when machines are not working
- preventive maintenance programs to guarantee long term performance
- complete renovation of machines and plants to renew the added value of the investments
- custom upgrading to update machines and plants and meet new production requirements

SPARE PARTS

SCM Group can count on 140 spare parts professionals worldwide to meet any request with real time shipments.



36,000 SPARE PARTS

Our spare parts inventory, with a value of 12 million euros, covers every single machine



SPARE PARTS GUARANTEED

We guarantee also hard to find parts, with 3,5 million euros invested in "critical" spare parts.



IMMEDIATE AVAILABILITY

Over 90% of orders received are carried out the same day thanks to the huge inventory available.



6 BRANCHES AROUND THE WORLD

The spare parts service can count on worldwide support (Rimini, Singapore, Shenzhen, Moscow, Atlanta, São Bento do Sul)



500 SHIPMENTS A DAY



THE STRONGEST WOOD ARE IN OUR DNA

SCM. A HERITAGE OF SKILLS IN A UNIQUE BRAND

Over 65 years of success gives SCM the centre stage in woodworking technology. This heritage results from bringing together the best know-how in machining and systems for wood-based manufacturing. SCM is present all over the world, brought to you by the widest distribution network in the industry.

65 years history

3 main production sites in Italy

300.000 square metres of production space

20.000 machines manufactured per year

90% export

20 foreign branches

400 agents and dealers

500 support technicians

500 registered patents

In SCM's DNA also strength and solidity of a great Group. The SCM Group is a world leader, manufacturing

SCM GROUP, A HIGHLY SKILLED TEAM EXPERT IN INDUSTRIAL MACHINES

INDUSTRIAL MACHINERY

Stand-alone machines, integrated systems and services dedicated to processing a wide range of materials.



WOODWORKING TECHNOLOGIES



TECHNOLOGIES FOR PROCESSING
COMPOSITE MATERIALS, ALUMINIUM,
PLASTIC, GLASS, STONE, METAL

TECHNOLOGIES



industrial equipment and components for machining the widest range of materials.

AND COMPONENTS

INDUSTRIAL COMPONENTS

Technological components for the Group's machines and systems,
for those of third-parties and the machinery industry.

HITECO

SPINDLES AND TECHNOLOGICAL
COMPONENTS

es

ELECTRIC PANELS

steelmec

METALWORK

scmfonderie

CAST IRON



SCM GROUP SPA

via Casale 450 - 47826 Villa Verucchio, Rimini - Italy
tel. +39 0541 674111 - fax +39 0541 674274
scm@scmgroup.com
www.scmwood.com



00L0590749E