

# solution

Single-sided automatic edge banders

# scmsolution

The effective and high-quality solution for every edge banding requirement



## solution xd

- high productivity with corner rounding up to 30 m/min
- technologies to optimise the quality of the glue line



## solution md

- speed up to 25 m/min
- machining solid wood up to 22 mm and edges with 3 different radii



| SOLUTION XD  
pag 04

| SOLUTION MD  
pag 06

| EASY ORDER AZ




---

solution

---

easy order



EVOLUTION SSB/SB



EVOLUTION C



EVOLUTION 60




EVOLUTION ONE



EVOLUTION  
POSTFORMING



# solution xd



SOLUTION XD		
Max. feed speed	m/min	25 (30)*
Edge thickness	mm	22
Panel thickness	mm	8 – 60
Compressed air	bar	6

\* according to the requested machine composition

Suitable for the industrial production of standard and non-standard panels and for intensive use beyond single daily shifts. Due to its versatility and useful lengths up to 9 metres, every production demand can be achieved with cost-effective solutions by customising finish quality, performance requirements, flexibility and every other aspect linked to the production or market needs.



# solution md



## SOLUTION MD

Panel thickness	mm	10 - 60
Edge thickness	mm	0,4 - 15 (22 opz.*)
Feed speed	mm	22*-25*
Compressed air	bar	6

\* according to the requested machine composition

Versatile and with high production levels. The automatic machining units and the machining speed up to 25 m/min make this edge bander perfect for companies that need to continuously produce numerous different types of panels.





# solution

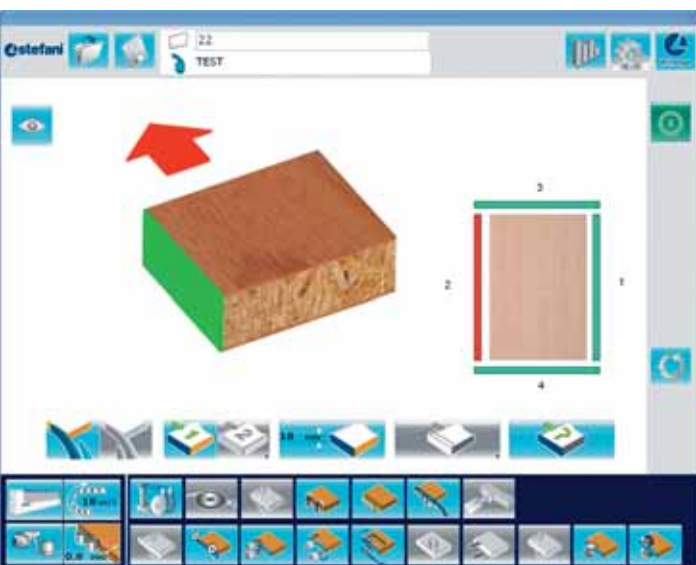
Software



## STAR TOUCH CONTROL: ONE-TOUCH-USE OF THE MACHINE

The touch-screen with customised graphics ensures error-free management, and a simple and intuitive access to the main functions.

*md*



## E-TOUCH: DESIGN YOUR PANELS BY SIMPLY THINKING ABOUT “WHAT TO PRODUCE” AND NOT “HOW TO PRODUCE IT”

- 3D preview of the workpiece in machining with 360° view
  - flexible batch 1 machining with continuous program changes from parts list/barcode without an empty machine and with the minimum interspace
  - preview of the correct side to insert with the SIDE FINDER application
  - practical 17” touch screen operator interface
- xd*



## TELESERVICE

Remote computerised diagnostics system to connect the machine PC with the technical support centre via internet.

## SAVENERGY:

### LESS CONSUMPTION = LOWER COSTS

Save up to 10% on yearly energy consumption due to the energy saving solutions package.





# solution

Machine structure



## BASE: "ZERO" VIBRATION

Extremely stiff steel monolithic structure.

## PRESSER: STABLE PANELS UNDER ALL CONDITIONS



Wheels presser: ideal for panels up to 55 mm wide.  
*md*



Belt presser: ideal for panels with delicate surfaces.



## PANEL LOADING ASSISTANCE

Maximum integration with the company logistics with automatic introduction systems that connect the edge bander with the servo automation.

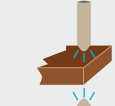
System for the introduction of very large narrow pieces.  
*xd*



# solution

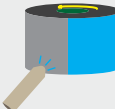
Operating groups

## DEVICES FOR LIQUID FINISHING



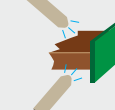
### Anti-adhesive AAR

Prevents the glue residue from adhering to the panels



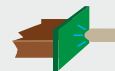
### Anti-adhesive for pressure roller

Prevents the glue from adhering to the first pressure roller  
*xd*



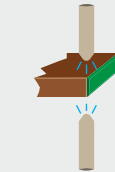
### ASR cooling device

Prevents the glue from adhering to the tools



### Nebulizing device for delicate edges

Facilitates machining of panels with delicate edges or with protective films



### Nebulizing device for edge finishing

Facilitates the finish of plastic edge brightening the colours along with the brushing unit

AAR



## PRE-MILLING UNIT: PERFECT JOINT LINE

An optimal edge gluing surface is achieved with large diameter tools (100 mm)

- no vibration when machining with Hydro Lock tools (*xd*)
- optimised aspiration "ED-SYSTEM" with diamond-tipped tools.



RTE  
*md*

The logo for edsystem, featuring a stylized blue 'e' followed by the text 'edsystem' in a bold, black, sans-serif font.



**GLUING UNIT: PERFECT EDGE APPLICATION**

Optimal edge gluing requires highly developed applications such as PU BOX L and Airfusion that ensure high level finishing.

VC 600



**SGP GLUE POT: IDEAL GLUE LINE**

Obtained through the spreading roller with a special knurling with variable pitch, and a perfect dosing on any panel type. The use of EVA and Polyurethane glue is made possible by the anti-adherent plasma treatment and a fast and simple glue changeover.



**PU BOX L: GLUE ONLY WHEN NEEDED, NO WASTE**

Integrated pre-melting device to melt polyurethane glues in 2 kg cartridges. High versatility thanks to flexible changeover with EVA glue.

Slot for the glue application on the edge of the panel.



**MAGAZINES FOR UP TO 6 ROLLS**

Magazines that can hold up to 6 rolls that allow the immediate changeover when the roll ends or to change the colour.

6-roll vertical magazine  
*xd*



# solution

Operating groups


## AirFusion by scm group

AirFusion provides a **surprising level of finishing quality**. This technology, edgebanding without glue, ensures the **joint between the edge and the panel is invisible**.

Pressurised air at a high temperature is conveyed on a **specific edge** so that a layer of the material fuses with the panel, therefore ensuring glue is unnecessary.

The extremely versatile AirFusion technology is compatible and can be perfectly **integrated with traditional gluing technologies**. It is also available on the whole range of the SCM GROUP's edgebanders.

AirFusion, with speeds up to 25 metres per minute, can be configured to achieve different levels of performance.




\*Copyright REHAU AG +CO

### END TRIMMING UNIT: PERFECT FINISH EVERY TIME

The optimal cut for excess edge is always guaranteed by a precise and reliable kinematics in all working conditions. Machining speed up to 30 m/min.




K/SEL  
md



YU/SP-750

### TRIMMING UNIT: EDGE ROUGHING AND FINISHING

Trimming of solid wood edges or removal of excess edge material to facilitate the subsequent corner rounding process.



RSP  
*md*



R-E  
Movements on  
linear guides with  
recirculating balls.  
*xd*

### CHAMFERING UNIT: FINISHING AND VERSATILITY


Excellent edge finish due to the vibration-free solid structure. Low machining changeover times with customisable automation packages.



RI/S  
*md*




RSU-E  
Minimum interaction with  
the panel due to movements  
on linear guides with  
recirculating balls.  
*xd*



No vibration and immediate tool  
change with the new ZERO  
play interface.  
*xd*

### AUTOMATION PACKAGES



Up to an infinite number of thin edges + 3 radiuses



TWINFEELER  
No compromise on the finish  
with track feeler + pre-track  
feeler staggered for high  
speeds.  
*xd*



# solution

Operating groups

## 2-MOTOR CORNER ROUNDING UNITS

Excellent finish quality and different production levels are possible with a complete range of solutions for panel corner rounding and trimming.



### ROUND/SK – 18 m/min

Complete panel machining with the double corner rounding and trimming functions.

*md*

## 4-MOTOR CORNER ROUNDING UNITS


High performance and versatile with the 4-motor design that allows the machining of the wooden edges.



### ROUND 4M – 22 m/min

Corner rounding and trimming with wooden edges and with panels with different profiles and radiuses.

*md*



### ROUND 4 – UP TO 30 m/min

Ideal for high and extremely high productivity processes with panels with different profiles, radiuses and materials.

*xd*




### AUTOMATION PACKAGES



**MULTIEDGE 2R**  
*xd*



**MULTIEDGE 3R**  
*xd*



Flexible machining change  
up to an infinite number of  
thin edges + 3 radiuses

### ADDITIONAL SOLUTIONS



**ADAPTIVE TRACK FEELING CONTROL AFS**  
Perfect finish in the most demanding conditions  
(worn tools or panels with film) due to the instant  
micro-adjustment  
**(Scm Group patent)**  
*xd*

ED-SYSTEM optimised  
aspiration



NC lateral  
feeler/tool  
positioning  
*xd*

ZERO LOCK  
motor/tool  
interface  
*xd*



# solution

Operating groups

## EDGE SCRAPER UNIT: PERFECT FINISH ON PLASTIC EDGES

Excellent finish on plastic edges by smoothing previously trimmed edges.



### RAS 1000

Fast and simple change of the machining radius by replacing the tool holder head complete with rotating track feelers.

*md*

### RAS/S 2P

Automatic change of the machining radius with the double pneumatic tool position.

*md*



### RCS-E

Ideal for delicate materials. Minimum interaction with the panel due to the linear movements on guides with recirculating balls.

*xd*



Suitable for use with panels with film.



High machining quality at high speeds with staggered pre-track feelers.


## AUTOMATION PACKAGES



Edge scraping unit with 2 radii.



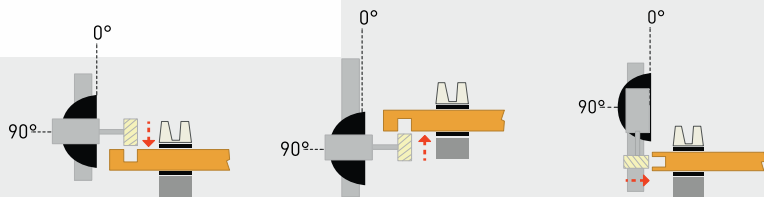
Edge scraping unit with 3 radii.



Variants for automatic machine changeover.



**U SPINDLE MOULDER UNIT:**  
THROUGH OR STOPPED GROOVES  
on the lower, upper and front sides of  
the panel - unit fitted with vertical and  
front track feelers.



**SANDING UNIT**  
For finishing and preparation  
of veneered and solid wood  
edges for painting.

**GLUE SCRAPER UNIT**  
Removes any excess glue in the  
edge/panel joints. Optimal  
2-bearings track feeling.



**BRUSHING UNIT**  
To clean the panels and  
brighten plastic edges.  
*xd*

**EDGE  
BRIGHTENING  
UNIT**  
To finish plastic  
edges.  
*xd*





# solution

Operating groups

## PANELS FROM NESTING MACHINING

Optimal finish of panels with holes for hardware on the upper side, due to the track feeler with 3 rotating support points (optional for trimming and edge scraper units), or with standard track feeler and Nesting Lock device.



Nesting track feelers  
*md*

Nesting Lock  
*xd*




# solution

Handling Systems

## DEVICE FOR THE RETURN OF THE PANEL TO THE OPERATOR

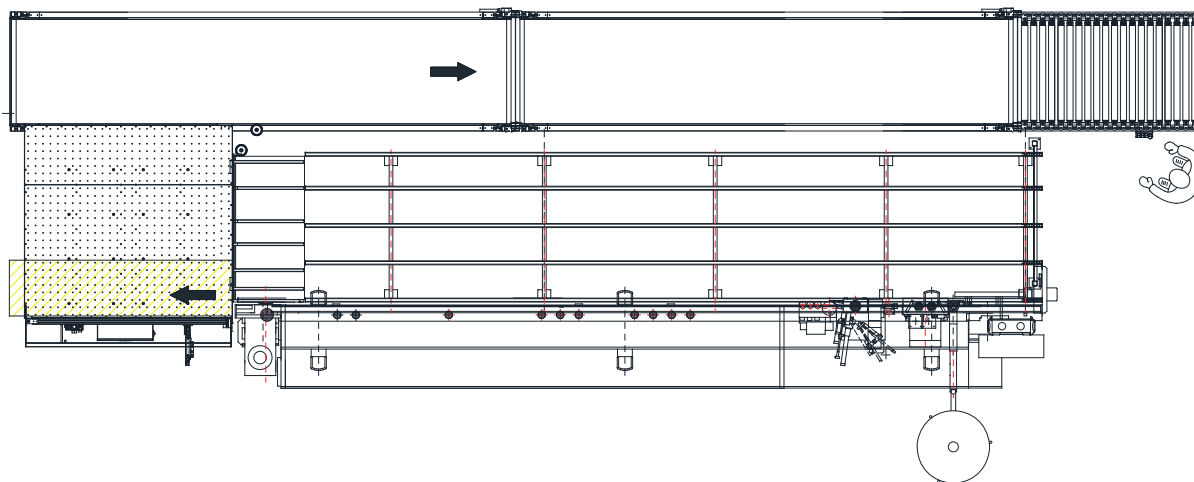
SPINNER and PAN-RP-VT panel return devices allow an increase in daily productivity with a single operator in a simple and reliable way, by means of the automatic return of the panel to the loading area of the edge bander.



PAN-RP-VT



SPINNER



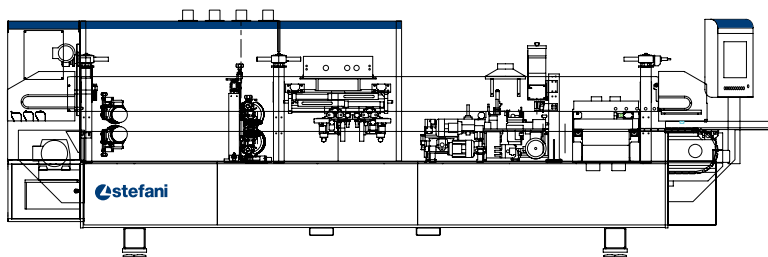
TECHNICAL DATA		
	SPINNER	PAN-RP-VT
Panel length	220 - 2000 mm	220 - 2000 (2500 opz)
Panel width	140 - 800 mm	200 - 1000 mm
Panel thickness	10 - 60 mm	10 - 60 mm
Max panel weight	40 kg	50 kg
Max working speed	18 m/min	25 m/min
Belt width	960 mm	1280 mm

# solution xd

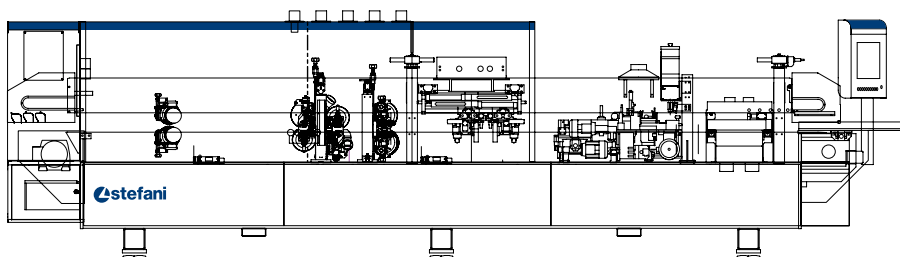
## Compositions

### FEED SPEED UP TO 25 m/min

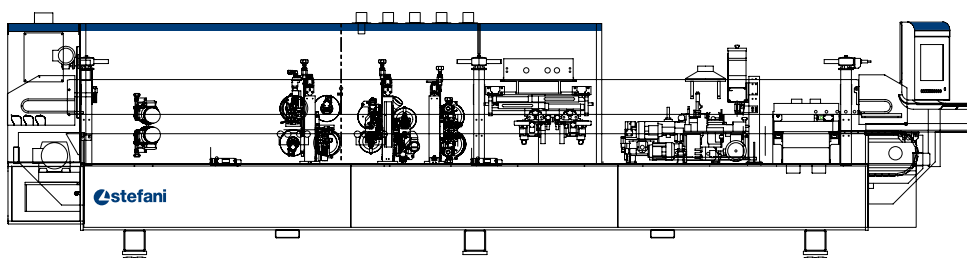
- thin edge 1<sup>st</sup> pass + 2<sup>nd</sup> pass - 25 m/min
- thick edge only 1<sup>st</sup> pass: comp. E - 25 m/min



Solution XD D



Solution XD D+



Solution XD E

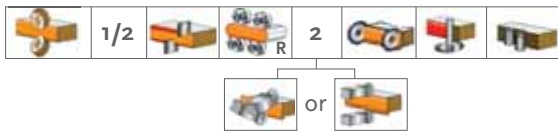
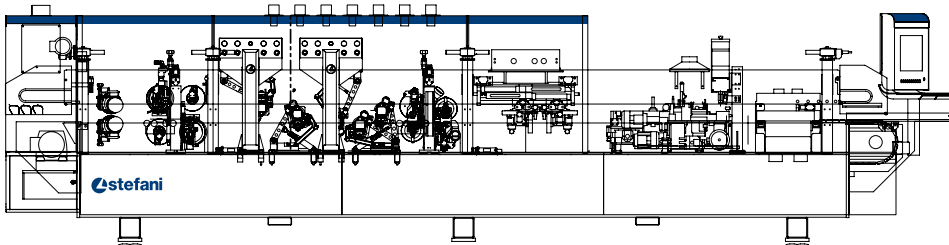


# solution xd

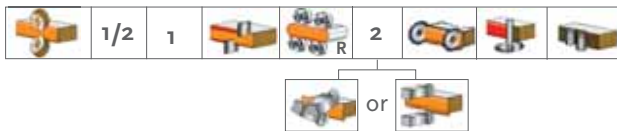
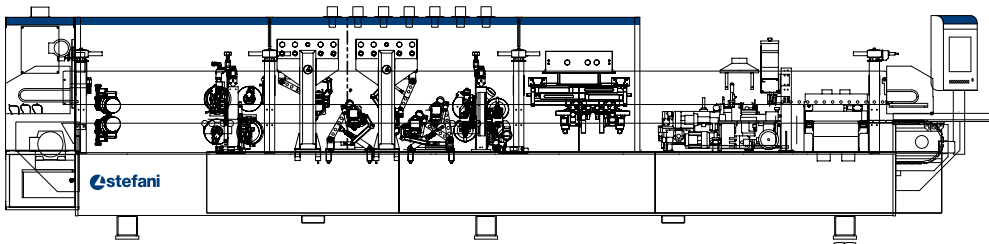
## Compositions

FEED SPEED UP TO 25 m/min

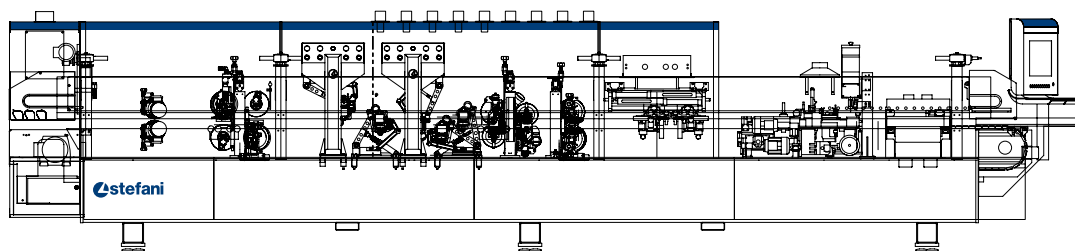
- thin edge 1<sup>st</sup> pass + 2<sup>nd</sup> pass - 25 m/min
- thick edge 1<sup>st</sup> pass + 2<sup>nd</sup> pass - 25 m/min



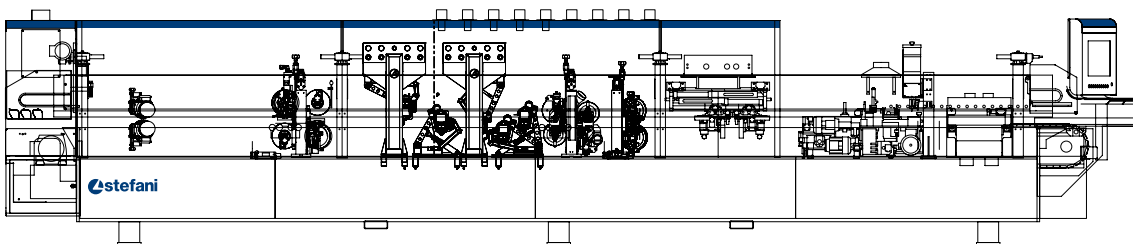
Solution XD G



Solution XD G+



Solution XD H



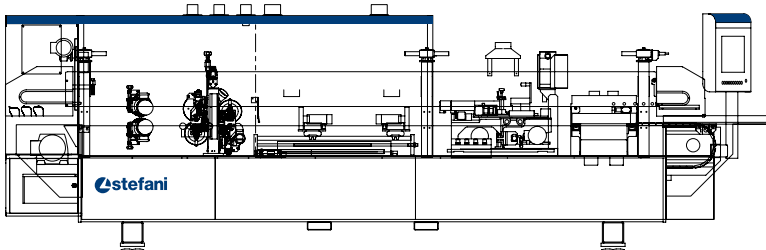
Solution XD H+

# solution xd

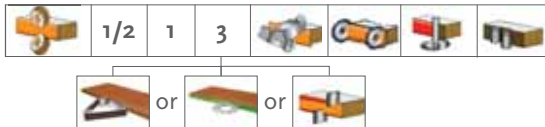
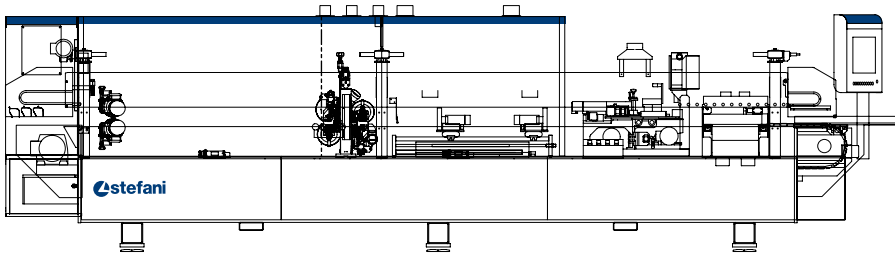
## Compositions

### FEED SPEED UP TO 30 m/min

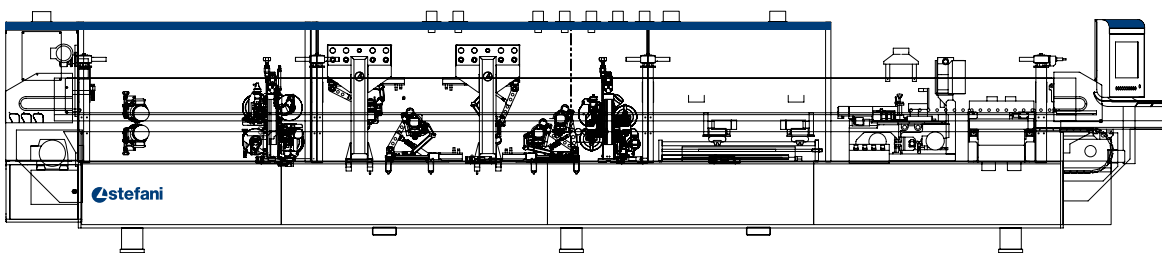
- thin edge 1<sup>st</sup> pass + 2<sup>nd</sup> pass - 30 m/min
- thick edge 1<sup>st</sup> pass + 2<sup>nd</sup> pass: comp. M+ - 30 m/min



Solution XD L



Solution XD L+



Solution XD M+

### OPTIONAL UNITS FOR SOLUTION XD



Maximum noise levels measured according to the operating conditions established by EN ISO 18217:2015

Acoustic pressure in process 79 dbA (measured according to EN ISO 11202-97, uncertainty  $K \leq 4$  dB)

Acoustic power in process 97 dbA (measured according to ISO 3746-95, uncertainty  $K \leq 4$  dB)

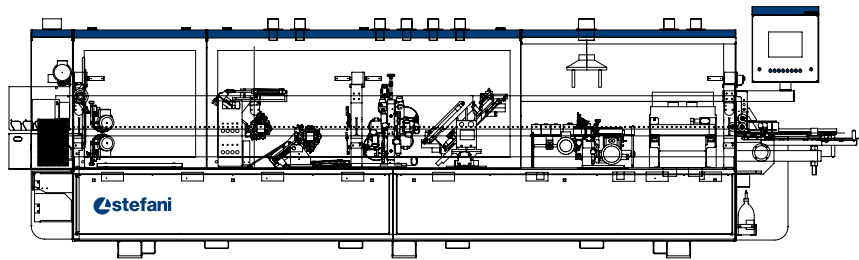
Even if there is a correlation between above mentioned "conventional" noise emission values and average levels of personal exposure over eight hours of operators, these last also depend on the real operating conditions, duration of exposure, acoustic conditions of the working environment and presence of further noise sources, this means the number of machines and other adjacent processes.

# solution md

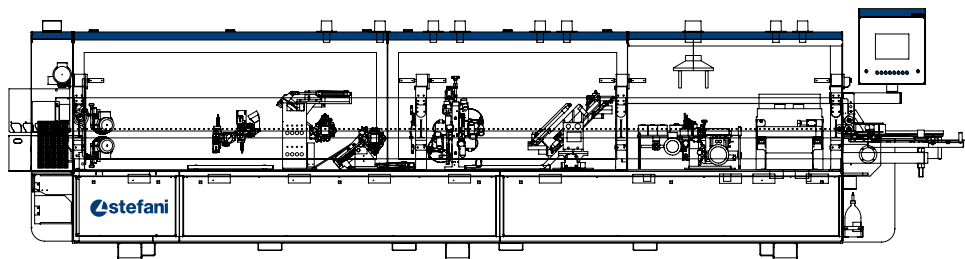
## Compositions

### FEED SPEED UP TO 22 m/min

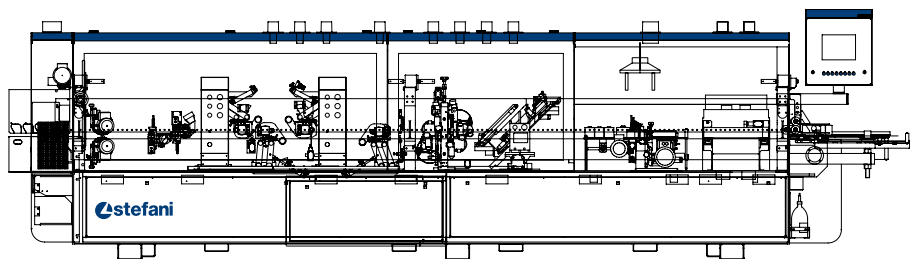
- thin edge 1<sup>st</sup> pass + 2<sup>nd</sup> pas - 22 m/min
- thin edge 1<sup>st</sup> pass - 22 m/min
- thin edge 2<sup>nd</sup> pass: - comp. MT-ER2, MT-ERS - 18 m/min  
- comp. MT-ER4, MT-ER4S - 22 m/min



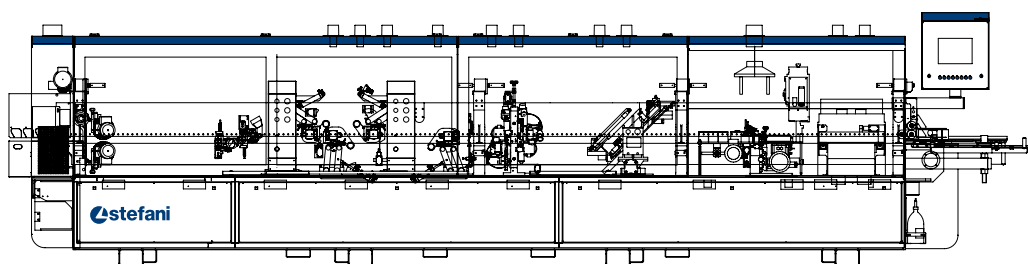
Solution MD MT-ER2



Solution MD MT-ERS



Solution MD MT-ER4



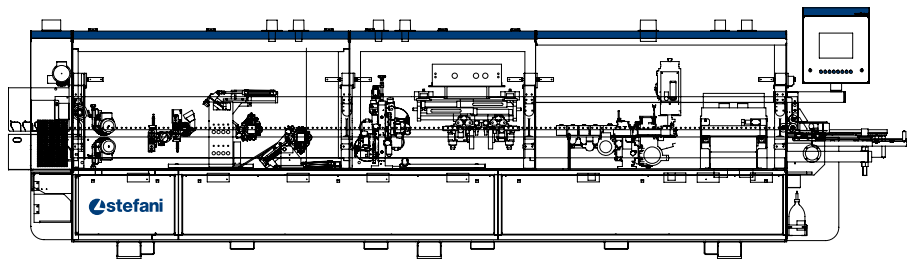
Solution MD MT-ER4S

# solution md

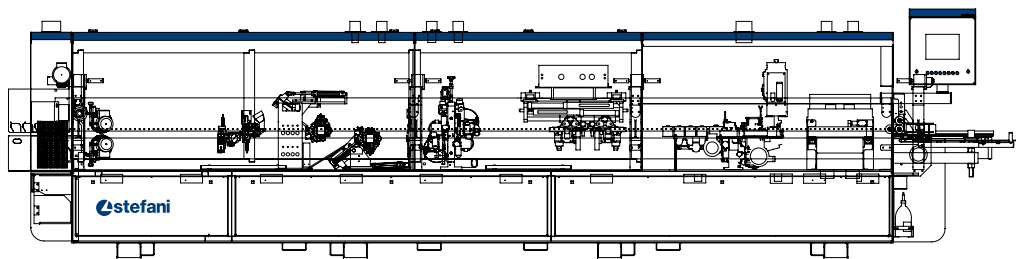
## Compositions

### FEED SPEED UP TO 22 m/min

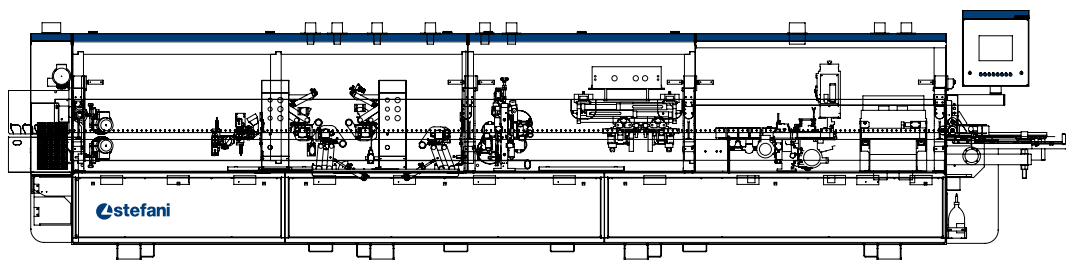
- thin edge 1<sup>st</sup> pass + 2<sup>nd</sup> pas - 22 m/min
- thick edge 1<sup>st</sup> pass: - 22 m/min
- thick edge 2<sup>nd</sup> pass: - comp. MT-ER2, MT-ERS - 18 m/min  
- comp. MT-ER4, MT-ER4S - 22 m/min



Solution MD T-ER2



Solution MD T-ERS



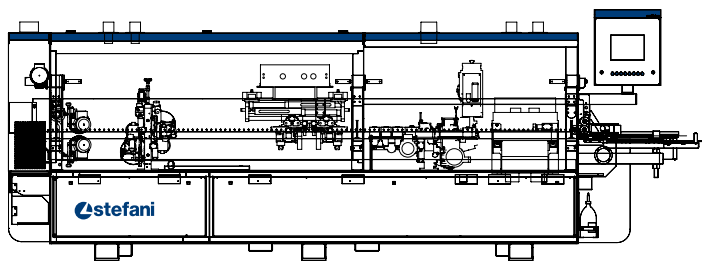
Solution MD T-ER4S

# solution md


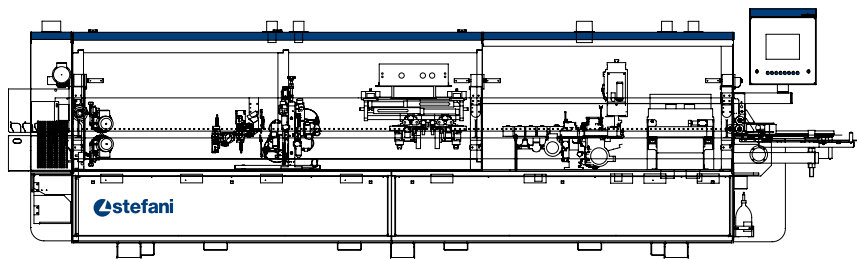
## Compositions

### FEED SPEED UP TO 25 m/min

- thin edge 1<sup>st</sup> pass + 2<sup>nd</sup> pass - 25 m/min
- thick edge 1<sup>st</sup> pass - 25 m/min
- thick edge 2<sup>nd</sup> pass - 25 m/min



Solution MD T-S



Solution MD T-MX

### OPTIONAL UNITS FOR SOLUTION MD



Maximum noise levels measured according to the operating conditions established by EN ISO 18217:2015  
 Acoustic pressure in process 86 dbA (measured according to EN ISO 11202-10, uncertainty K ≤ 4 dB)  
 Acoustic power in process 99 dbA (measured according to ISO 3746-2010, uncertainty K ≤ 4 dB)  
 Even if there is a correlation between above mentioned "conventional" noise emission values and average levels of personal exposure over eight hours of operators, these last also depend on the real operating conditions, duration of exposure, acoustic conditions of the working environment and presence of further noise sources, this means the number of machines and other adjacent processes





 scm  
 routech  
 celaschi  
 dmc  
 superfici  
 sergiani  
 gabbiani  
 morbidelli  
 mahros  
 stefani  
 cpc  
 scmgroup  
engineering  
 scm  
 minimax

**1** large integrated group  
**3** main production sites in Italy and other plants worldwide  
**21** foreign branches  
 More than **65** years in business  
**90%** exported  
**350** agents and distributors  
**500** registered patents  
**500** engineers  
**3.300** square meters of showroom in Rimini  
**17.000** machines manufactured per year  
**600.000** square meters of headquarters and plants worldwide

scm  group

[www.scmgroup.com](http://www.scmgroup.com)



[www.scmgroup.com/qrcode/v1](http://www.scmgroup.com/qrcode/v1)



[www.scmgroup.com/it/mission\\_scm](http://www.scmgroup.com/it/mission_scm)

The technical data can vary according to the requested machine composition. In this catalogue, machines are shown with options. The company reserves the right to modify technical specifications without prior notice; the modifications do not influence the safety foreseen by the CE Norms.





SCM GROUP SPA - via del Lavoro, 1/3 - P.O. Box 168 - 36016 - Thiene, Vicenza - Italy  
tel. +39 0445 359 511 - fax +39 0445 359 599 - [www.scmgroup.com](http://www.scmgroup.com) - [stefani@scmgroup.com](mailto:stefani@scmgroup.com)



00L0238770A