

edgers





C.M.L.

WOODWORKING MACHINERY

Ever since 1960 CML has been manufacturing multi-rip saws for multiple cutting of solid wood with relative machinery and cut-off saws

Our company takes great care in the selection of suppliers in order to ensure our customers of the very best in world production alongside highly productive and cost-effective cutting systems.

The characteristics distinguishing our products are favourable operating cost, high productivity and long-term accuracy of these machines.

Proof of the above is to be found in the more than 5000 companies which have installed our automatic multi-rip saw.



Furthermore our techno-commercial organization ensures continuous and constant updating of our machines while it assures our customers of prompt technical service. Our production of automatic multi-rip saws is highly flexible as it offers some 16 different models.

The manufacturing programme includes:

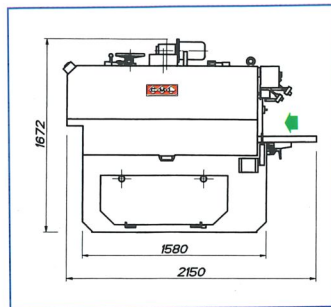
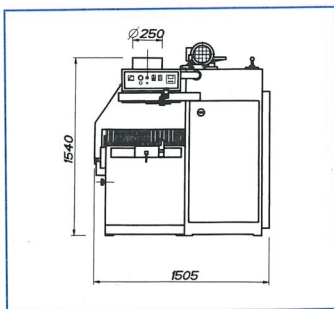
- standard multi-rip saws
- edgers
- double-spindle multi-rip saw
- machinery for solid wood
- CNC cross cutting machines
- laser beam optimization systems
- optimising edgings CNC systems with cameras
- design and engineering of automatic lines.



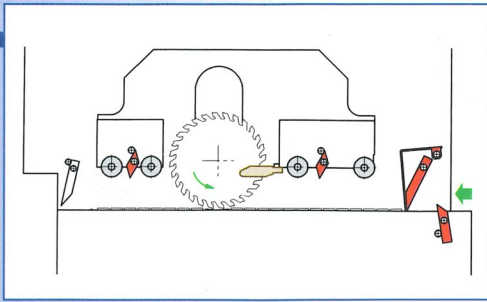
J 350 R

Multi-rip saw with patented trimming group for one moving blade with foot pedal

2



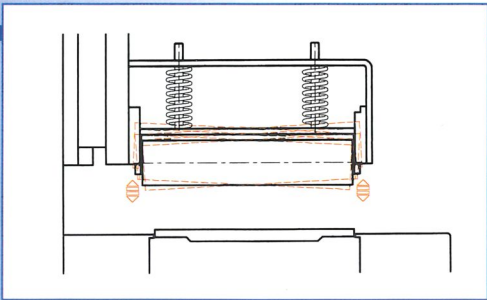

1850



TOP ROLLERS GROUP raised automatically, with 4 independent hold-down rolls and a long wooden shoe placed between the blades.
The splinterproof system consists of steel fingers distributed on 3 top rows (one of which acting as the splinterproof and the other two as anti-kickback) and one bottom row.


The feed belt runs along 2 hardened steel guides. The cast iron pad is fastened on a chain thus offering the following advantages:

- no stoppings feeding track
- possibility of exerting high pressures on the plank without risk of overheating and wear on the guides (the chain turns on the guides)
- practical and low cost maintenance enhance its performance.




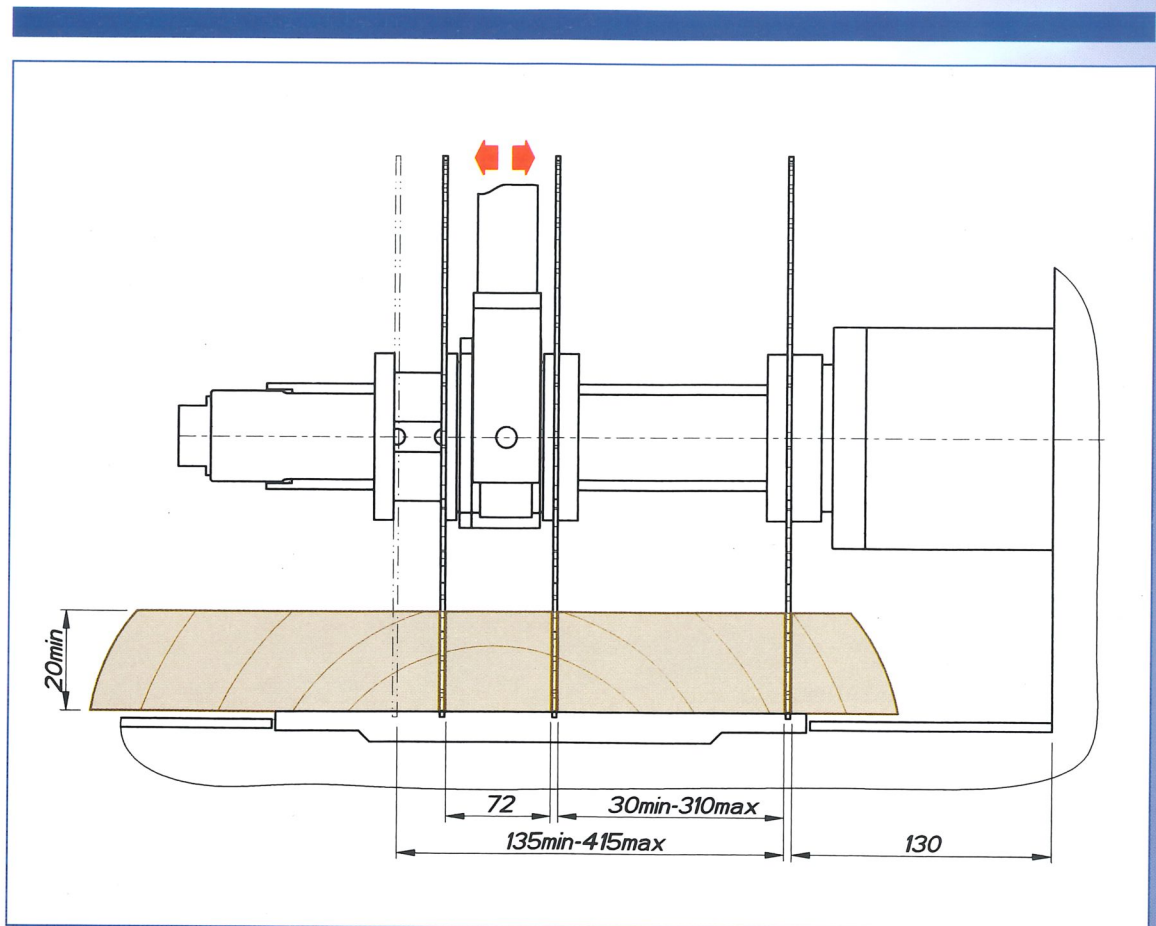
The rollers are guided at the side and they exert pressure over the entire width of the plank through two springs. This application also guarantees good holding of the planks which become curved after drying.

Feeding track is powered by a geared motor controlled by an inverter. Thanks to a potentiometer the operator can vary the feeding track speed checking its value on the graduated scale printed on the control panel.




J 350 R

The fixed blade is locked on a support in turn fastened on the spindle. The moving blade slides directly on the spindle





The surface treatment of the spindle ensures perfect running of the moving blade and long working life.



The timing belt drive guarantees high performance and reliability:

- drive flexibility (no mechanical failures)
- no possibility of slippage on the pulley with subsequent overheating (the belt teeth ensure optimum winding on the pulley).

Machine lubrication is by a manual pump.



The blades are mounted directly on the spindle.
(sleeve optional).

j 350 r

| | |
|---------------------------------------|---|
| Max. cutting thickness | <ul style="list-style-type: none"> * mm 120 (95) \varnothing blades 350 * mm 110 (85) \varnothing blades 330 * mm 95 (70) \varnothing blades 300 * mm 70 (45) \varnothing blades 250 * mm 120 (95) \varnothing blades 370 ** mm 110 (85) \varnothing blades 350 ** mm 100 (75) \varnothing blades 330 ** mm 85 (60) \varnothing blades 300 ** mm 60 (35) \varnothing blades 250 |
| Min. length of workpieces | mm 600 |
| Maximum width for passage boards | mm 650 |
| Blade dia: minimum/maximum | <ul style="list-style-type: none"> * \varnothing 250 ÷ \varnothing 370 bore 60 + 2 keys 20x6 ** \varnothing 250 ÷ \varnothing 370 bore 85+ 2 keys 20x6 |
| Blade r.p.m. | 3500 |
| Distance column / centre of feed belt | mm 320 |
| Feed belt width | mm 350 |
| Work table dimensions: length/width | mm 1580 x 650 |
| Height of work table from floor | mm 780 |
| feeding track speed | 0-40 mt / 1' |
| Motor power: minimum/maximum | <ul style="list-style-type: none"> hp 30-40-50-60 Kw 22-29-37-44 |
| Motor power, feed belt | 1,5 kW |
| Motor power, raising head | 0,75 kW |
| Shipping dimensions | cm 191x146x155 |

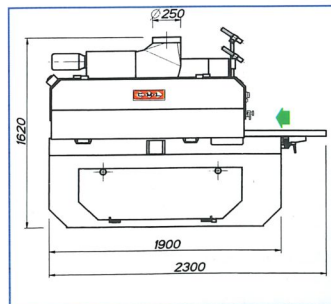
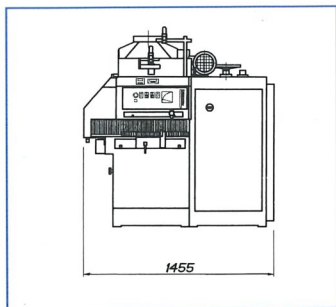
(*) mounted directly on the spindle

(**) mounted on the blade sleeve or trimming group

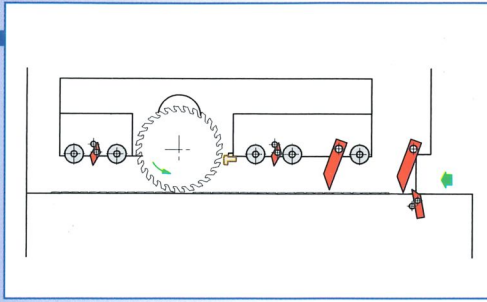
sca 220 rt 250

Multi-rip saw with patented trimming group for one moving blade electrically controlled by foot pedals or with programme

4



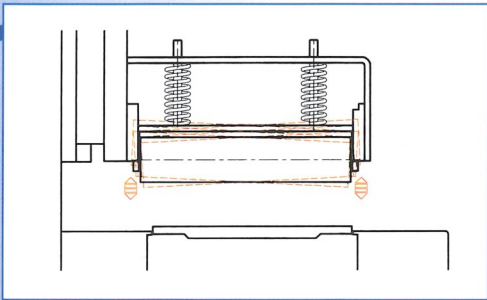

kg 1750



TOP ROLLERS GROUP raised automatically, with 5 independent hold-down rolls and a long wooden shoe placed between the blades. The splinterproof system consists of steel fingers distributed on 4 top rows (two of which acting as splinterproof and the other two as anti-kickback) and one bottom row.



The feed belt runs along 2 hardened steel guides. The cast iron pad (optionally of hardened steel) is fastened on a chain thus offering the following advantages:

- no stoppings in feeding track
- possibility of exerting high pressures on the plank without risk of overheating and wear on the guides (the chain turns on the guides)
- practical and low cost maintenance enhance its performance.



The rollers are guided at the side and they exert pressure over the entire width of the plank through two springs. This application also guarantees good holding of the planks which become curved after drying.

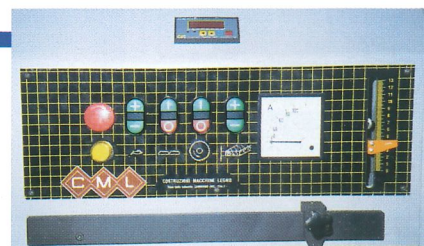
Feeding track is powered by a hydraulic variable gear box. Upon reaching maximum force, the gear box causes the oil to by-pass thus avoiding risk of mechanical damage or breakage. The servo-control at the top of the gear box allows the operator to vary the feeding speed via the push buttons on the control panel while the speed can be checked via relative display.



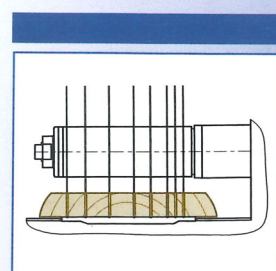
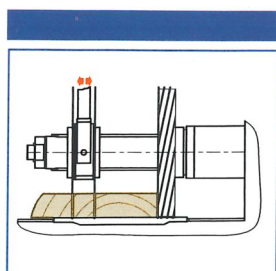
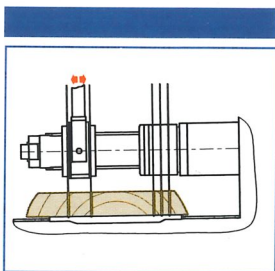
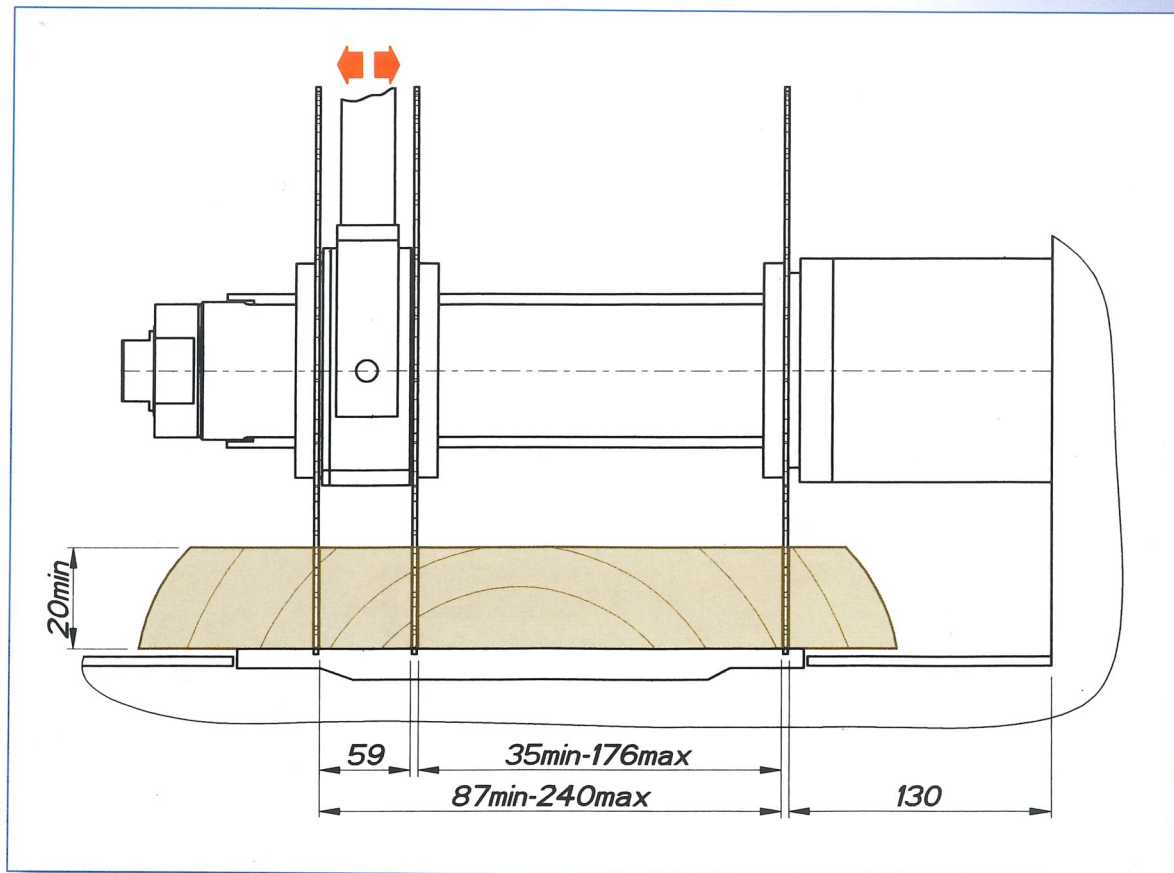
The timing belt drive guarantees high performance and reliability:


- drive flexibility (no mechanical failures)
- no possibility of slippage on the pulley with subsequent overheating (the belt teeth ensure optimum winding on the pulley).

Easy and practical operation clearly displayed via the control panel.



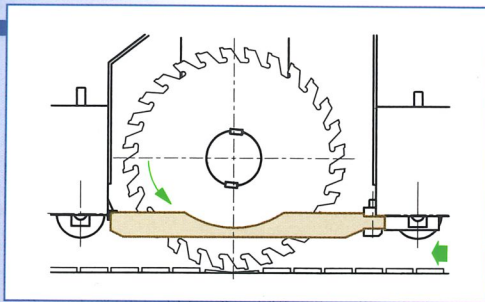

sca 220 rt 250





The in-house quality control and engineering ensure perfect balancing of the blade sleeve, therefore silent running also at maximum speed.

The chrome-plating of the external surface of the sleeve ensures perfect sliding of the moving blade and long working life.



The long wooden shoe allows perfect holding of the plank, even if warped in the blade compartment, thus preventing the blades from removing or splitting cracked or thin planks.

Machine lubrication is automatic. The oil distribution system supplies the single lubrication points in differential way at a pressure of 10 bar, thus ensuring maximum efficiency also against risk of clogging. The oil flow rate is with a fully electronic regulation and has several settings.



sca 220 rt 250

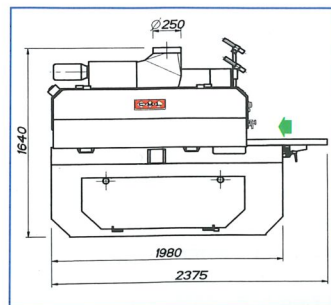
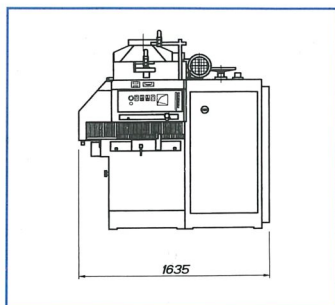
| | |
|---------------------------------------|--|
| Max. cutting thickness | mm 85 (70) ø blades 330 mm 70 (55) ø blades 300 mm 45 (30) ø blades 250 |
| Min. length of workpieces | mm 560 (280) |
| Maximum width for passage boards | mm 680 (800) |
| Blade dia: minimum/maximum | * ø 250 ÷ ø 330 bore 60 + 2 keys 20x6 * ø 250 ÷ ø 330 bore 85 + 2 keys 20x6 |
| Blade r.p.m. | 3500 |
| Distance column / centre of feed belt | mm 280 |
| Feed belt width | mm 250 |
| Work table dimensions: length/width | mm 1900 x 550 (670) |
| Height of work table from floor | mm 750 |
| Feeding track speed | 0-36 mt / 1' (0-50 mt / 1') |
| Motor power: minimum/maximum | hp 20-25-30-40 Kw 15-18,5-22-30 |
| Motor power, feed belt | 0,75 kW |
| Motor power, raising head | 0,75 kW |
| Shipping dimensions | cm 213x153x182 |

(*) mounted on the blade sleeve or on trimming group

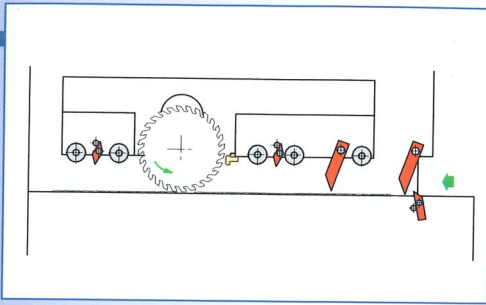
sca 320 rt 350

Multi-rip saw with patented trimming group for one or two moving blades electrically controlled by foot pedal or with programme

6



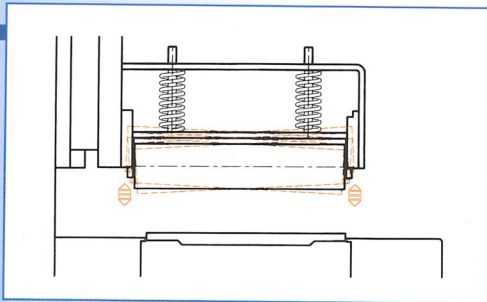

kg 2050



TOP ROLLERS GROUP raised automatically, with 5 independent hold-down rollers and a long wooden shoe placed between the blades.
The splinterproof system consists of steel fingers distributed on 4 top rows (two of which acting as splinterproof and the other two as anti-kickback) and one bottom row.



The feed belt runs along 2 hardened steel guides.
The nodular cast iron pad (optionally of hardened steel) is fastened on a chain thus offering the following advantages:

- no stoppings on feeding track
- possibility of exerting high pressures on the plank without risk of overheating and wear on the guides (the chain turns on the guides)
- practical and low cost maintenance enhance its performance.



The rollers are guided at the side and they exert pressure over the entire width of the plank through two springs.
This application also guarantees good holding of the planks which become curved after drying.


Feeding track is powered by a hydraulic variable gear box. Upon reaching maximum force, the gear box causes the oil to by-pass thus avoiding risk of mechanical damage or breakage.
The servo-control at the top of the gear box allows the operator to vary the feeding speed via the push buttons on the control panel while the speed can be checked via relative display.



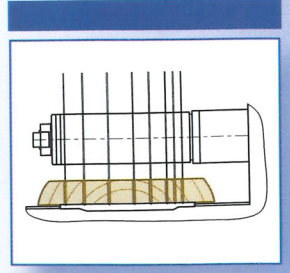
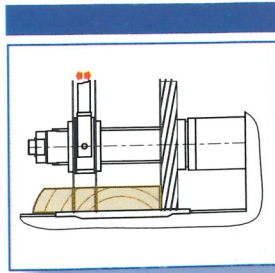
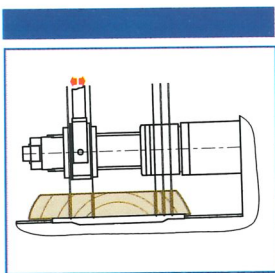
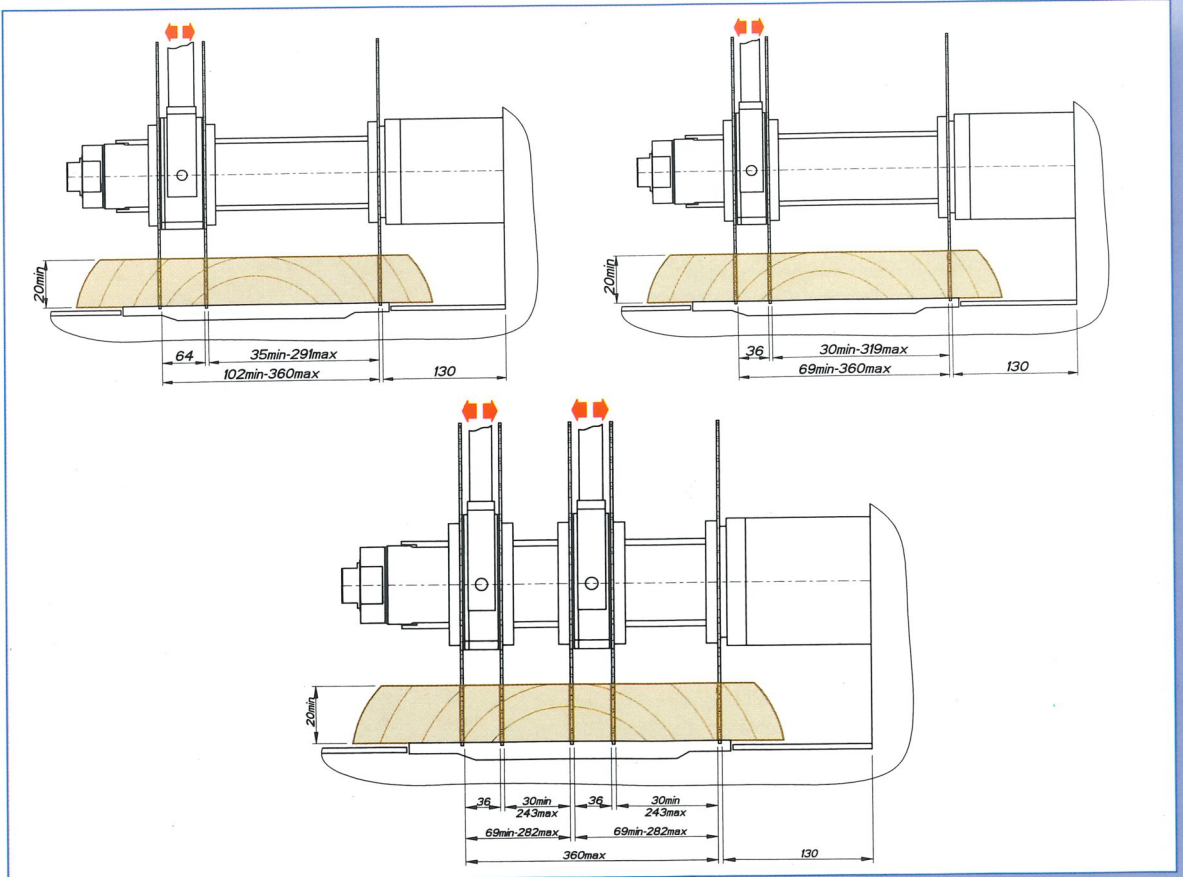
The timing belt drive guarantees high performance and reliability:


- drive flexibility (no mechanical failures)
- no possibility of slippage on the pulley with subsequent overheating (the belt teeth ensure optimum winding on the pulley).

Easy and practical operation clearly displayed via the control panel.



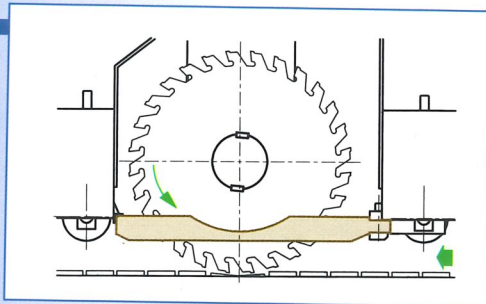

sca 320 rt 350





The in-house quality control and engineering ensure perfect balancing of the blade sleeve, therefore silent running also at maximum speed.

The chrome-plating of the external surface of the sleeve ensures perfect sliding of the moving blade and long working life.



The long wooden shoe allows perfect holding of the plank, even if warped in the blade compartment, thus preventing the blades from removing or splitting cracked or thin planks.

Machine lubrication is automatic. The oil distribution system supplies the single lubrication points in differential way at a pressure of 10 bar, thus ensuring maximum efficiency also against risk of clogging. The oil flow rate is with a fully electronic regulation and has several settings.



sca 320 rt 350

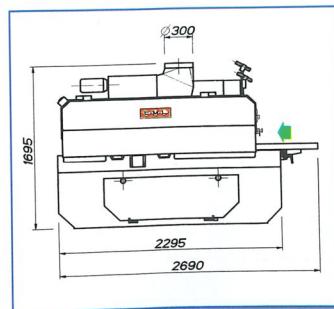
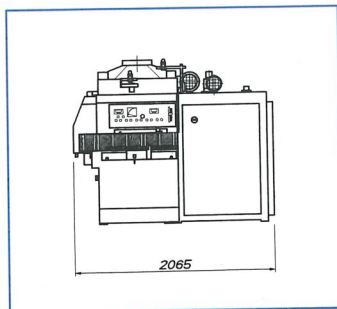
| | |
|---------------------------------------|---|
| Max. cutting thickness | mm 100 (85) ø blades 360 mm 95 (80) ø blades 350 mm 70 (55) ø blades 300 mm 45 (30) ø blades 250 |
| Min. length of workpieces | mm 600 (350) |
| Maximum width for passage boards | mm 800 (900) |
| Blade dia: minimum/maximum | * ø 250 ÷ ø 360 bore 70 + 2 keys 20x6 * ø 250 ÷ ø 360 bore 95 + 2 keys 20x6 |
| Blade r.p.m | 3500 |
| Distance column / centre of feed belt | mm 330 |
| Feed belt width | mm 350 |
| Work table dimensions: length/width | mm 1980 x 680 (780) |
| Height of work table from floor | mm 780 |
| Feeding track speed | 0-36 mt / 1' (0-50 mt / 1') |
| Motor power: minimum/maximum | hp 30-40-50-60-75 Kw 22-30-37-44-55 |
| Motor power, feed belt | Kw 1,5 |
| Motor power, raising head | 0,75 kW |
| Shipping dimensions | cm 219x176x185 |

(*) mounted on the blade sleeve or on trimming group

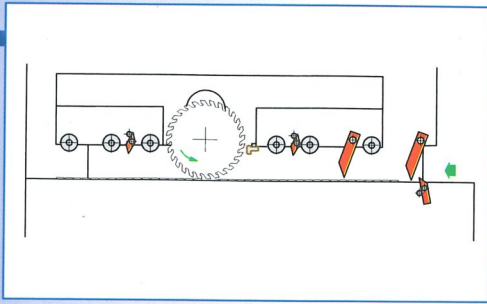
sca 450 rt 500

Multi-rip saw with patented trimming group for one, two, three or four moving blades with cutting optimization programme

8



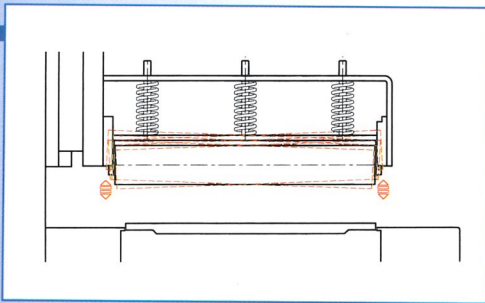

kg 3150



TOP ROLLERS GROUP raised automatically, with 6 independent hold-down rolls and a long wooden shoe placed between the blades. The splinterproof system consists of steel fingers distributed on 4 top rows (two of which acting as splinterproof and the other two as anti-kickback) and one bottom row.



The feed belt moves along 3 hardened steel guides. The cast iron pad (optionally of hardened steel) is fastened on a chain thus offering the following advantages:

- no stopping on feeding track
- possibility of exerting high pressures on the plank without risk of overheating and wear on the guides (the chain turns on the guides)
- practical and low cost maintenance enhance its performance.



The rollers are guided at the side and they exert pressure over the entire width of the plank through three springs. This application also guarantees good holding of the planks which become curved after drying.


Feeding track is powered by a geared motor controlled by an inverter. Thanks to a potentiometer the operator can vary the feeding track speed checking it via relative display located on the control panel.



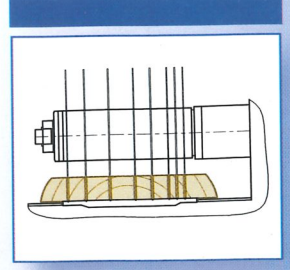
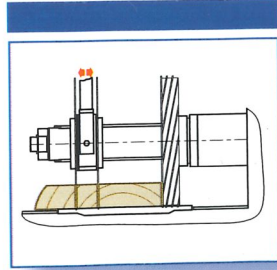
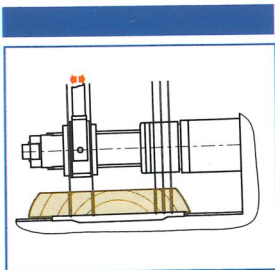
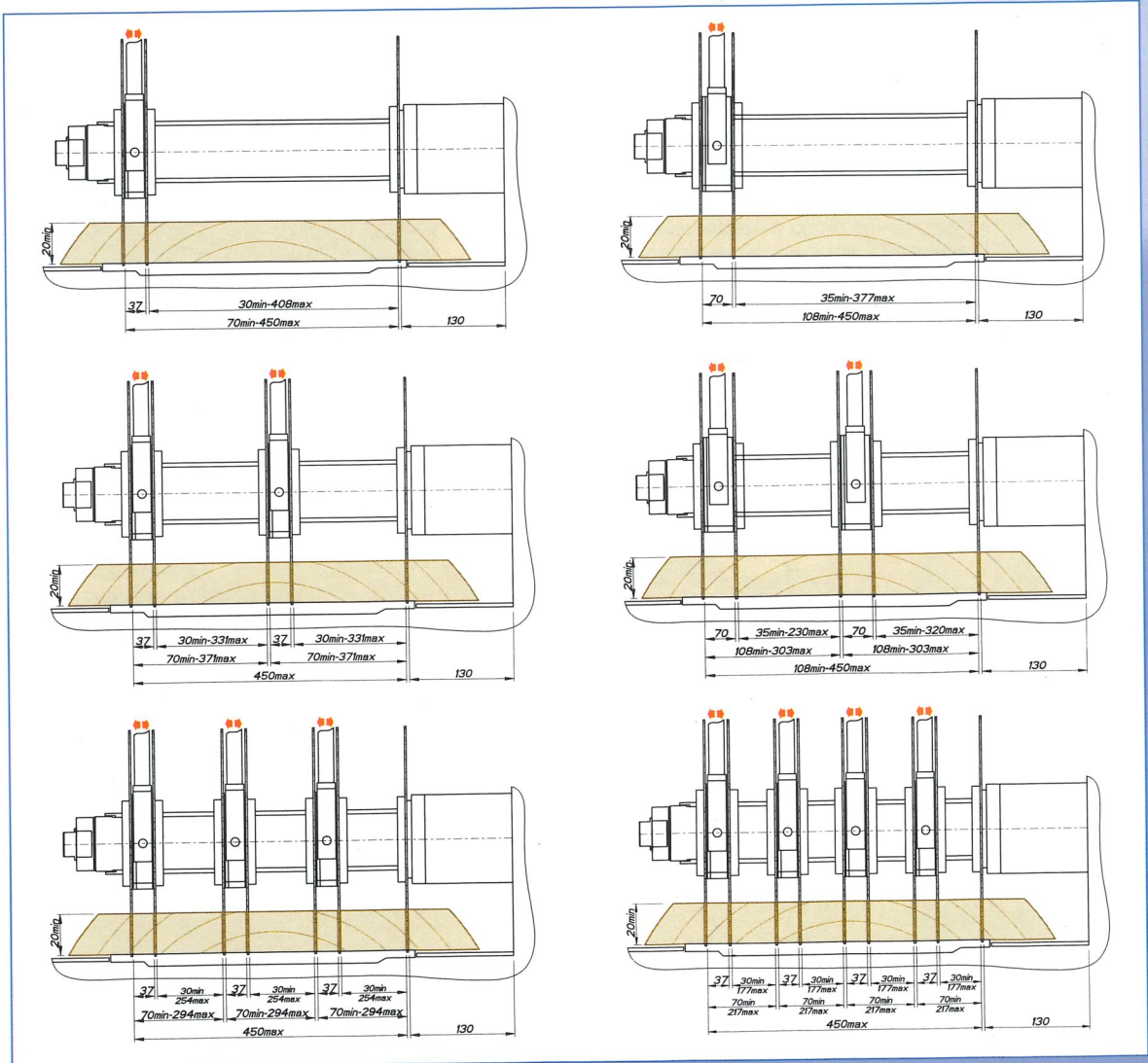
The timing belt drive guarantees high performance and reliability:


- drive flexibility (no mechanical failures)
- no possibility of slippage on the pulley with subsequent overheating (the belt teeth ensure optimum winding on the pulley).

Easy and practical operation clearly displayed via the control panel.



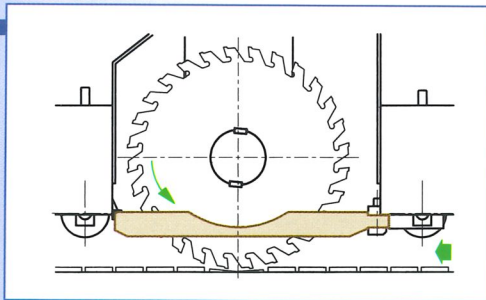

sca 450 rt 500





The in-house quality control and engineering ensure perfect balancing of the blade sleeve, therefore silent running also at maximum speed.

The chrome-plating of the external surface of the sleeve ensures perfect sliding of the moving blade and long working life.



When the machine is used for mult-ripping, the long wooden shoe allows perfect holding of the plank, even if warped in the blade compartment, thus preventing the blades from removing or splitting cracked or thin planks.

Machine lubrication is automatic. The oil distribution system supplies the single lubrication points in differential way a pressure of 10 bar, thus ensuring maximum efficiency also against risk of clogging. The oil flow rate is with a fully electronic regulation and has several settings.



sca 450 rt 500

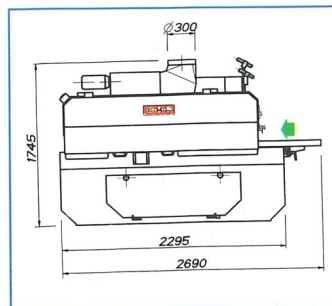
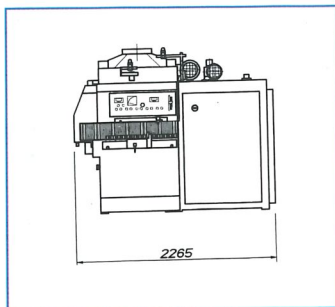
| | |
|---------------------------------------|---|
| Max. cutting thickness | mm 110 (95) \varnothing blades 430 mm 95 (80) \varnothing blades 400 mm 70 (55) \varnothing blades 350 mm 60 (45) \varnothing blades 330 |
| Min. length of workpieces | mm 650 (400) |
| Maximum width for passage boards | mm 930 (1000) |
| Blade dia: minimum/maximum | * \varnothing 330 ÷ \varnothing 430 bore 90 + 2 keys 20x6 * \varnothing 330 ÷ \varnothing 430 bore 120 + 2 keys 20x6 |
| Blade r.p.m | 3500 |
| Distance column / centre of feed belt | mm 400 |
| Feed belt width | mm 500 |
| Work table dimensions: length/width | mm 2180 x 840 (910) |
| Height of work table from floor | mm 780 |
| Feeding track speed | 0-36 mt / 1' (0-50 mt / 1') |
| Motor power: minimum/maximum | hp 60-75-100-125 Kw 44-55-74-92 |
| Motor power, feed belt | Kw 3 |
| Motor power, raising head | 0,75 kW |
| Shipping dimensions | cm 253x218x181 |

(*) mounted on the blade sleeve or on trimming group

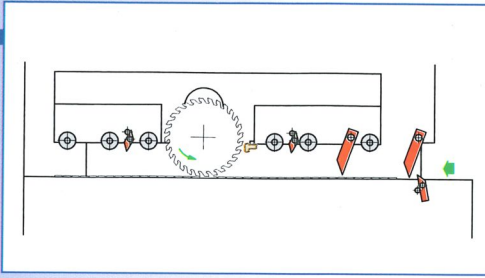
sca 650 rt 700

Multi-rip saw with patented trimming group for one, two, three or four moving blades with cutting optimization programme

10



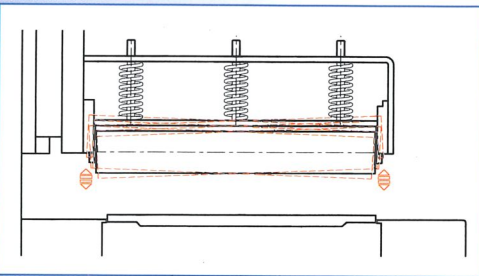

kg 5250



TOP ROLLERS GROUP raised automatically, with 6 independent hold-down rolls and a long wooden shoe placed between the blades. The splinterproof system consists of steel fingers distributed on 4 top rows (two of which acting as splinterproof and the other two as anti-kickback) and one bottom row.



The feed belt moves along 4 hardened steel guides. The cast iron pad (optionally of hardened steel) is fastened on a chain thus offering the following advantages:

- no stoppings on feeding track
- possibility of exerting high pressures on the plank without risk of overheating and wear on the guides (the chain turns on the guides)
- practical and low cost maintenance enhance its performance.



The rollers are guided at the side and they exert pressure over the entire width of the plank through three springs. This application also guarantees good holding of the planks which become curved after drying.


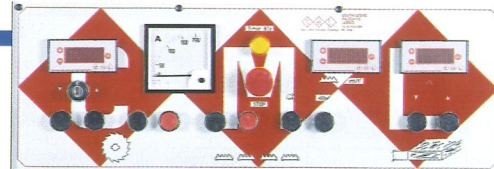
Feeding track is powered by a geared motor controlled by an inverter. Thanks to a potentiometer the operator can vary the feeding track speed checking it via relative display located on the control panel.



The timing belt drive guarantees high performance and reliability:

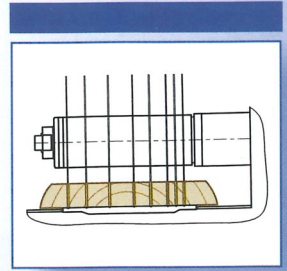
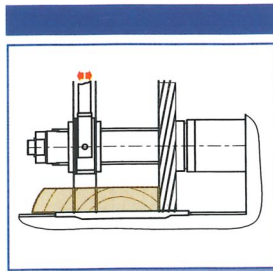
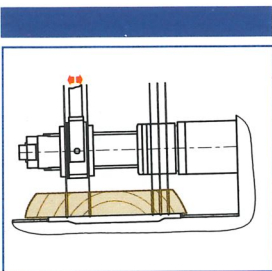
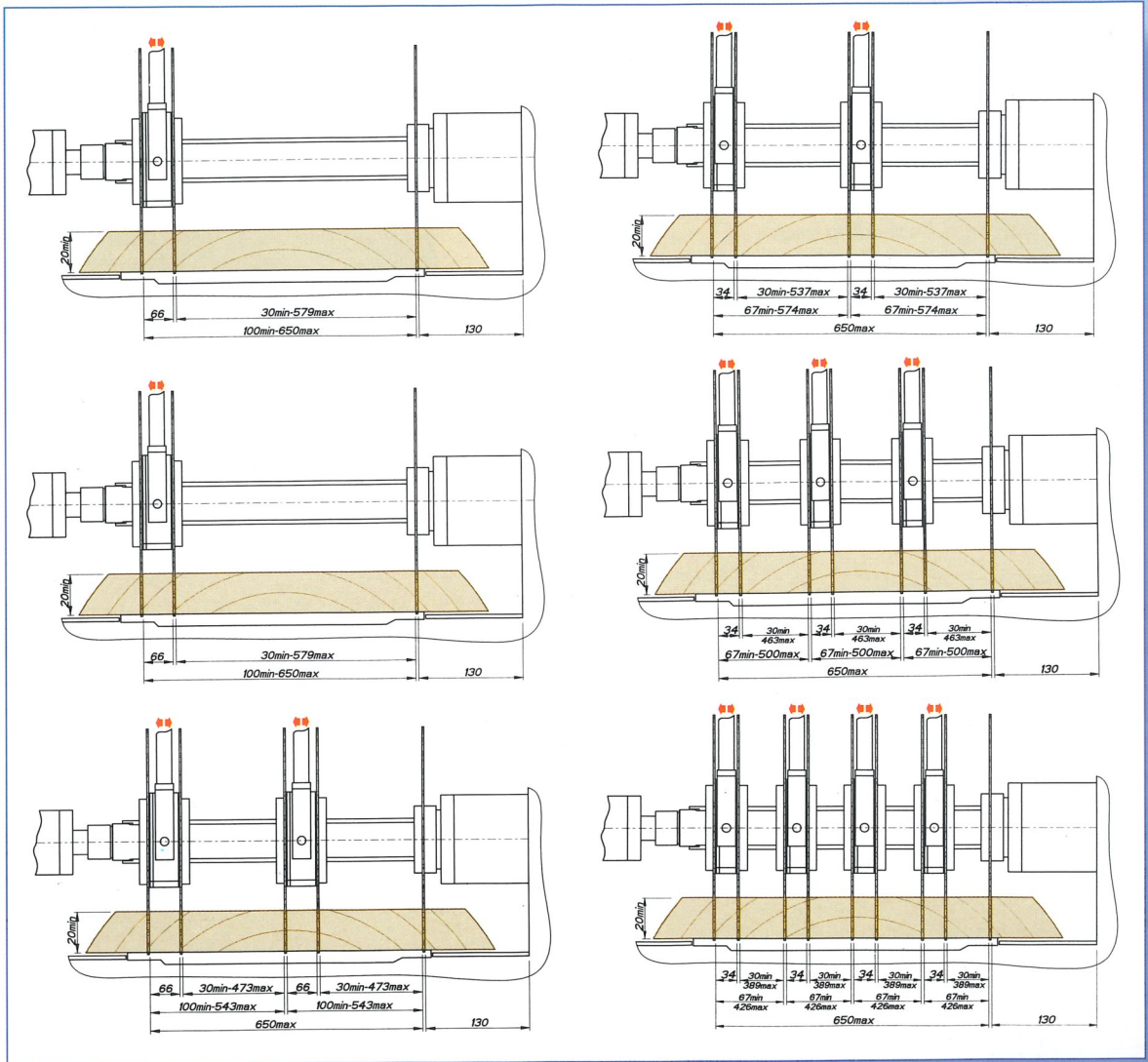
- drive flexibility (no mechanical failures)
- no possibility of slippage on the pulley with subsequent overheating (the belt teeth ensure optimum winding on the pulley).


Easy and practical operation clearly displayed via the control panel.



The ball-bearing support offers further stability to the spindle which is already overdimensioned.

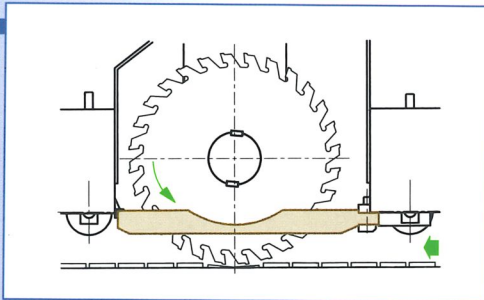

soa 650 rt 700





The in-house quality control and engineering ensure perfect balancing of the blade sleeve, therefore silent running also at maximum speed.

The chrome-plating of the external surface of the sleeve ensures perfect sliding of the moving blade and long working life.



When the machine is used for multi-ripping, the long wooden shoe allows perfect holding of the plank, even if warped in the blade compartment, thus preventing the blades from removing or splitting cracked or thin planks.

Machine lubrication is automatic. The oil distribution system supplies the single lubrication points in differential way at a pressure of 10 bar, thus ensuring maximum efficiency also against risk of clogging. The oil flow rate is with a fully electronic regulation and has several settings.



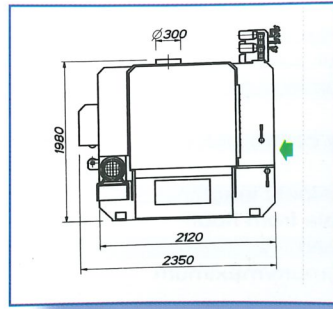
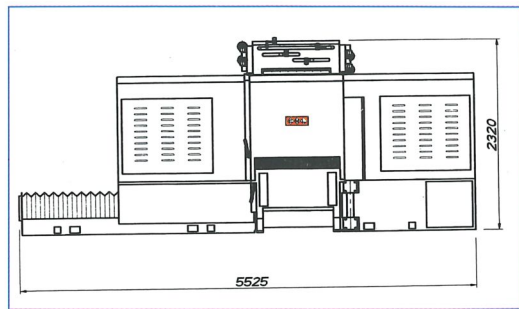

sca 650 rt 700

| | |
|---------------------------------------|---|
| Max. cutting thickness | mm 145 (130) \varnothing blades 450 mm 120 (105) \varnothing blades 400 mm 95 (80) \varnothing blades 350 |
| Min. length of workpieces | mm 750 (400) |
| Maximum width for passage boards | mm 1130 (1200) |
| Blade dia: minimum/maximum | \varnothing 350 ÷ \varnothing 450 bore 85 + 2 keys 20x6 |
| Blade r.p.m. | 3500 |
| Distance column / centre of feed belt | mm 500 |
| Feed belt width | mm 700 |
| Work table dimensions: length/width | mm 2180 x 1040 (1110) |
| Height of work table from floor | mm 780 |
| Feeding track speed | 0-36 mt / 1' (0-50 mt / 1') |
| Motor power: minimum/maximum | hp 60-75-100-125 Kw 44-55-74-92 |
| Motor power, feed belt | Kw 3 |
| Motor power, raising head | 0,75 kW |
| Shipping dimensions | cm 250x238x245 |

rv 700

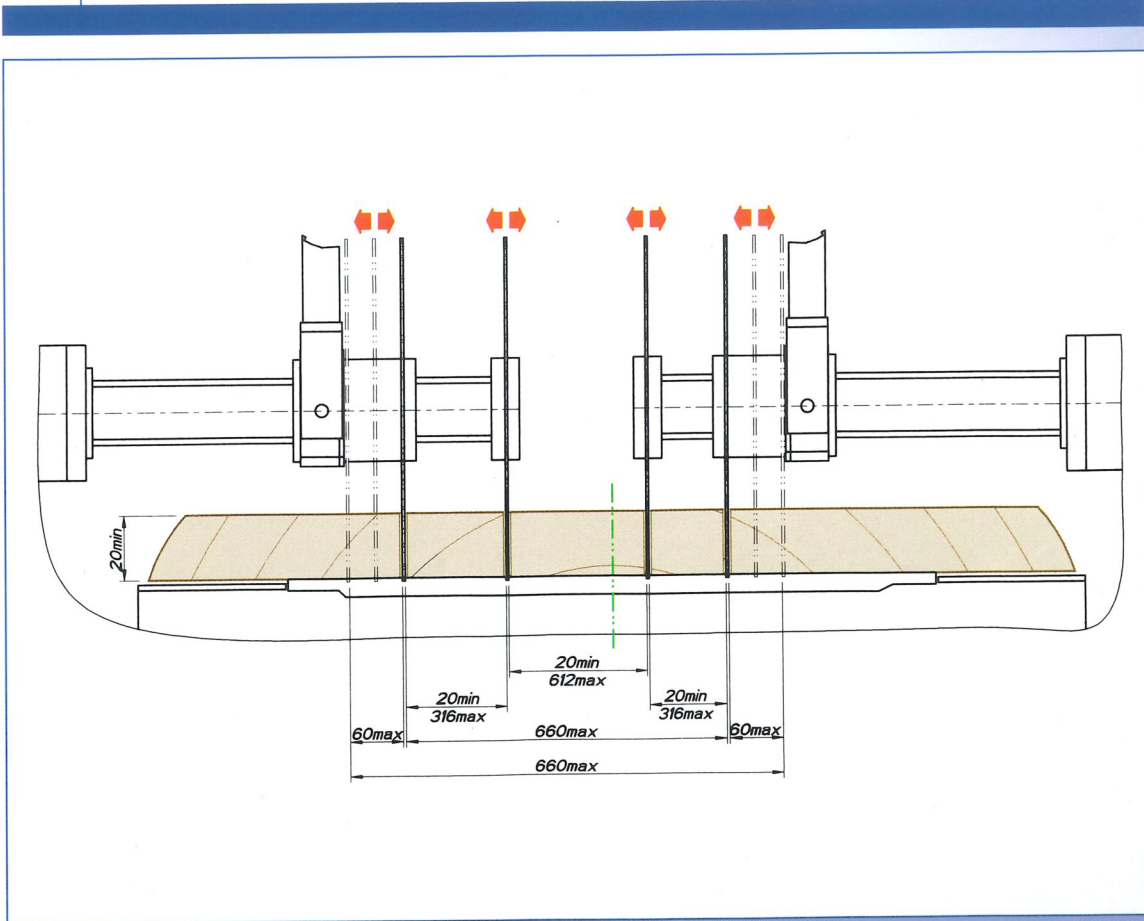
Edgers with feeding track

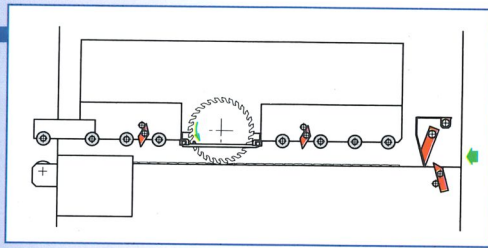
15



kg 9000

rv 700

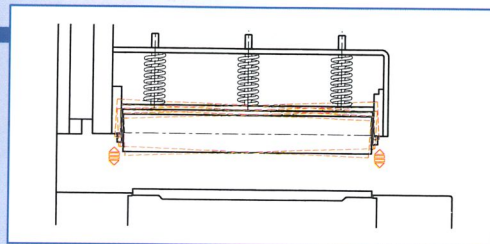





TOP ROLLERS GROUP raised automatically, with 8 independent hold-down rolls. The splinterproof system consists of steel fingers distributed on 3 top rows (one of which acting as splinterproof and the other two as anti-kickback) and one bottom row.



The feed belt runs along 4 hardened steel guides. The cast iron pad (optionally of hardened steel) is fastened on a chain thus offering the following advantages:

- no stoppings on feeding track
- possibility of exerting high pressures on the plank without risk of overheating and wear on the guides (the chain turns on the guides)
- practical and low cost maintenance enhance its performance.



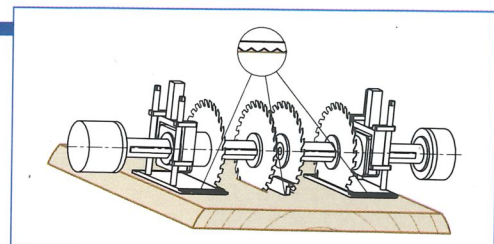
The rollers are guided at the side and they exert pressure over the entire width of the plank through three springs. This application also guarantees good holding of the planks which become curved after drying.

Feeding track is powered by a geared motor controlled by an inverter. Thanks to a special electronic system the feeding track speed is adjusted automatically when the main motors reach their power overload. This application is designed for maximum utilization of the machine's potential without loosing reliability and long working life.




The surface treatment of the spindle ensures perfect running of the moving blade and long working life.

The scored steel long shoes allow perfect holding of the plank, even if warped in the blade compartment, thus preventing the blades from removing or splitting cracked or thin planks.




| rv 700 | | |
|--|------------------------------------|------------------------------|
| 2 main drive motors with soft start | | Kw 22-30-37-44 |
| Blade diameter | mm 350 (400) bore 95 + 2 keys 20x6 | |
| Max. cutting height | | mm 90 (115) |
| Max. cutting height with steel shoes | | mm 80 (105) |
| Max. distance between two outer blades | | mm 660 |
| Maximum width for passage boards | | mm 1000 |
| Feed belt width | | mm 700 |
| Min. length workpieces | | mm 660 (710) |
| Electronic feeding track speed with inverter | | 0 ÷ 50 mt / 1' |
| Motor power, feed belt | | Kw 3 - 4 hp |
| Suction sawdust mouth | | N° / dia. 300 - two dia. 100 |



20.4

The display unit enables the operator to know, before cutting, the width of the plank prior to trimming it.




20.5

The positioner has various functions:

- memory up to 99 programs
- manual positioning through foot pedal
- automatic positioning (provision for calling each single program)
- optimization - the operator moving manually with the laser, approaches the knot/fault, then after the foot pedal is released automatically, the positioner shifts the laser to the nearest value contained in the program.

(Not for J350R)




20.6

The positioner has various functions:

- memory up to 99 programs for each moving blade

- manual positioning through joysticks
- automatic positioning (provision for calling each single program)
- optimization - the operator imparts commands with the joysticks (advance/return push button) and the control system optimizes in different ways.


(Not for J350R AND SCA 200RT 250)



20.7

The PC has very high calculation and graphic resolutions for optimizing the planks. There is provision for checking the machine productivity with N° of pieces obtained, m3 produced, m3 of rejects, and many other functions. Functional capabilities are included in the software package.

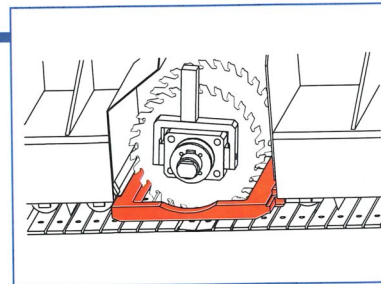
(Only for SCA 450 R 650 R - RV 700)



22.1

The short workpiece device offers two great advantages, namely:

- provision for trimming short pieces
- it is not possible for the tools to remove or split cracked or thin board.




22.2

The short workpiece device offers two great advantages, namely:


- provision for trimming short pieces
- it is not possible for the tools to remove or split cracked or thin board.

(Not for J350R AND SCA 200RT 250)



23.1


The plank outfeed device allows complete removal of the sawed material and scrap.



24.1

Application for long planks up to 6 m.

(Not for J350R)



24.2

Fixed long arm.



24.3

Articulated long arm, economy model.



24.4

Pendant control.
(Not for J350R)



24.5

Remote control board.
(Not for J350R)



24.6

Front remote control
board with wheels.
(Not for J350R)



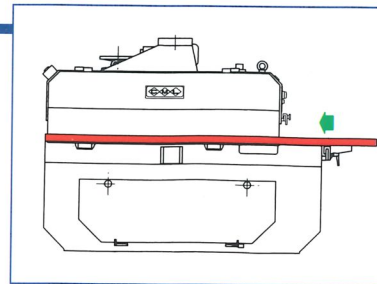
24.7

Control board complete with:
control pendant box,
pedestal and 4 wheels
which two with brake.
(Not for J350R)



24.8

Articulated long arm, heavy
duty type.
(Not for J350R)



25.1

Long fence up to machine
output.




26.1

Pneumatic infeeder.
(Not for J350R)



27.1

Pneumatic one-position
fence.



27.2

Pneumatic revolver fence.




27.3

Pneumatic revolver fence complete with roller table.




27.4

Motorized fence with foot pedal.




30.1

Laser 15 mw, red beam max. 6 m. (Not for J350R)



34.1

Steel feed belt. (Not for J350R)




34.2

Rubber coated feed belt not to damage wood surface. (Not for J350R)




34.3

Rubber-coated roll not to damage wood surface. (Not for J350R)



35.1

Central guide designed to reduce axial run-out of the feed belt. (Not for J350R)



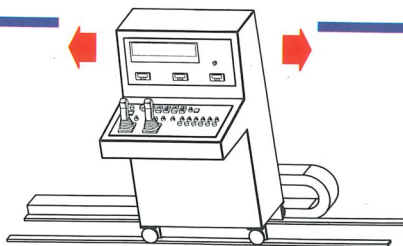
36.1

Sound-damping material to reduce noise lower 15 dB.



37.1

Joystick. (Not for J350R)



38.1

Runway rail. (Not for J350R)



39.1

Electrical box.
(Not for J350R)



40.1

Personal computer.
(Only for SCA 450 R
650 R - RV 700)




43.1

Plank aligner.
(Not for J350R)




44.1

Operator's control seat.
(Only for SCA 450 R
650 R - RV 700)




49.1

Electronic system for
controlling feeding track.
When the main motor starts
to absorb all its available
power, the feeding speed is
decreased in proportion thus
maintaining constant power
absorption by the motor.
(Not for J350R)




49.2

N° of blades display:
the electronic feed system
proportional to the number of
blades, offers great advantages:
- it safeguards the tool under
all circumstances (heavy power
on the main motor with just 1
or 2 saws on the sleeve)
- it ensures high productivity
- it does not cause reduction in
productivity when one of the
blades is unbalanced or noisy
- low cost, good quality/price ratio.
(Not for J350R)




52.1

Plank thickness display.
(Only for SCA 450 R - 650 R
RV 700)




56.1

The surface machining of
the roll offers improved hold
of warped planks.
(Not for J350R)



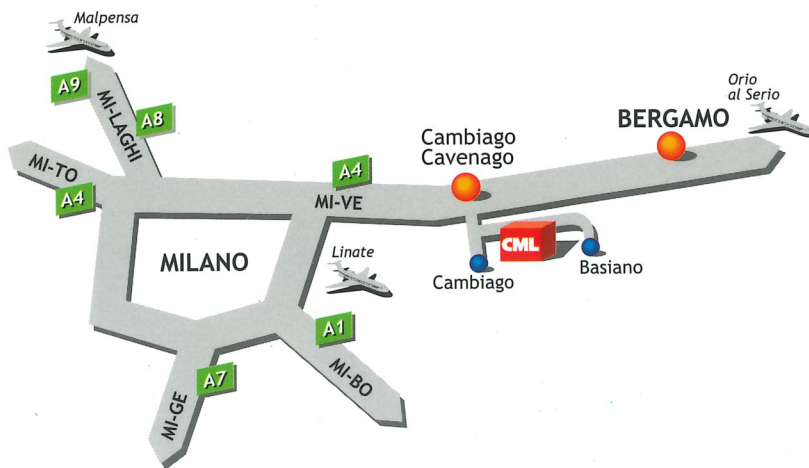
58

Softstart is an electronic
system replacing the
conventional start/delta starting.
This application allows gradual
start-up thus avoiding peak
starting current.
(Not for J350R)



61.1

The ballbearing-support
offers further stability to
the spindle which is already
overdimensioned.
(Only for SCA 450R)



Viale delle Industrie, 28/b • 20040 Cambiago • Milano • Italy
 tel. +39 02 95 30 80 16 • fax +39 02 95 30 80 03
 www.cml-srl.it • e-mail: cml-srl@energy.it



Agents

AUSTRIA

HOBEMA
 Holzbearbeitungsmaschinen
 Gesellschaft m.b.H.
 Bahnhofstraße 37
 A-6176 Völs bei Innsbruck
 tel. 0043/512/303828
 fax 0043/512/303128
 e-mail: office@hobema.com
 http://www.hobema.com

UNITED KINGDOM

STENNER LIMITED
 Blundells Road
 Tiverton, Devon EX 16 4JX
 tel. 1884/255700
 fax 1884/257794
 e-mail: stenner@stenner.co.uk
 http://www.stenner.co.uk

DENMARK

A/S HENNING HANSEN Vejle
 Ibaek Strandvej 11 Box 34
 DK - 7100 Vejle
 tel. +45/75/824711
 fax +45/75/821212
 e-mail: hh@henning-hansen.dk
 http://www.henning-hansen.dk

AUSTRALIA

THATCHER
 engineering systems Pty.Ltd
 4 Govan Street,
 Seaford Victoria 3198
 tel. 61 (03) 9785 3222
 fax 61 (03) 9785 3340
 e-mail: thatcher@hotkey.net.au

CANADA

NORMAND
 752 chemin Olivier
 Saint-Nicolas (Quebec)
 Canada G7A 2N2
 tel. (418) 831-3226
 fax (418) 831-4229
 e-mail: info@normand.ca
 http://www.normand.ca

FRANCE

EUROMAB
 5 rue Gay Lussac - Z.I. Nord
 68000 Colmar
 tél. 03/89211266
 fax 03/89291462
 e-mail: euromab@club-internet.fr
 http://www.euromab.com

PORTUGAL

AVELINO COUTO, LDA
 Av. 25 De Abril, Nº 42 Apartado
 4589-907 Rebordosa-Paredes
 tel. +351/22/4157760
 fax +351/22/4157769
 e-mail: avelino.lda@clix.pt
 http://www.planeta.clix.pt/avelino.couto

FINLAND

AWUTEK OY
 P.O. Box 18, Montiskalankatu 7
 FIN-21201 Raisio
 e-mail: awutek@co.inet.fi

INDONESIA

PT. TRIDAYA MULIA LESTARI
 Pusat Bisnis Pluit Blok N - No. 2,
 Jl. Kapuk Kamal Raja No. 40
 Jakarta
 tel. (62-21) 5558438, 5558419
 fax (62-21) 5560935

GERMANY

CHRISTOF REINHARDT
 Maschinenbau Eferenstrasse 4
 D - 78628 Rottweil Neukirch
 tél. +49 (0) 7427/9409-0
 fax +49 (0) 7427/9409-30
 e-mail: info@christof-reinhardt.com
 http://www.christof-reinhardt.com

SPAIN

HISCO s.xxi S.L.
 C/le Isabella la Catolica nº 7 P.ta 4
 46910 Benetuser Valencia
 tel. y fax 96/3182163
 e-mail: hiscoxxi@teline.es

SWEDEN

MOBERGS MASKIN AB
 Maskingrand 1
 781 72 Borlange
 tel. 0046/243/792040
 fax 0046/243/792050
 e-mail: info@mobskin.com
 http://www.mobskin.com

CINA

UNIVIC MACHINERY (ASIA) LTD.
 Block D, 6/F, Lucky Horse Ind. Bldg.
 64 Tong Mi Road, Kowloon
 Hong Kong
 tel. (852) 2390 9183
 fax (852) 2390 9190
 e-mail: univic@hknet.com

U.S.A.

CASADEI AMERICA
 P.O. Box 70595 Knoxville TN. 37938
 tel. 865-922-0234
 cellular 865-607-5449
 fax 865-922-0235
 e-mail: casadeiusa@ntown.com