

Horizontal - Vertical Dowel hole boring machines

M

21

29

35



detel 

21 | 29 | 35



IM 21-CE



IM 29-CE



10 IM 35-CE




These dowel hole boring machines are purposed for vertical and horizontal drilling of surface and other furniture elements. Those machines are very suitable for quick exchange of production program.



All requested machine adjustment can be performed manually in a few minutes. Drilling unit with 21, 29 or 35 spindles is adjustable perpendicular to the drilling direction and under any angle from 0° to 90° . Lifting of drilling unit from vertical to horizontal position is achieved by a pneumatic cylinder.

All the equipment can be arranged accordingly to the customer demands such as additional clamp units, hydraulic brake on working cylinder, automatic drilling cycle, different spindle distance, etc.

Technological features of the machine:

drilling from below assures clean working table and irrespective of a workpiece thickness tolerance the depth of drilling remains the same
drilling depth adjustment is the same at vertical and horizontal drilling and at any angles from 0° to 90°
digital drilling height adjustment





VERSIONS OF EQUIPMENT:

Drilling head

- 1 for standard chucks, fastening (M10, 30°)
- 2 with quick exchange chucks

FENCES:

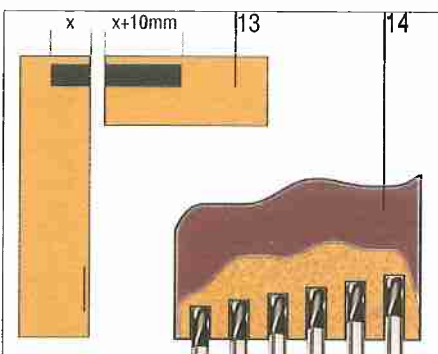
- 3 standard version and
- 4 system profiles 55x60

STANDARD OPTIONS:

- 5 ALU profile 30x30x2500 and 4 stops for standard side fences
- 6 Lengthening ALU profile 55x60x1000 and 4 stops for system profiles 55x60x1000
- 7 45 deg. fence from tin plate-fixed
- 8 Central fence 32 mm and adjustable 45 deg. fence
- 9 Safety equipment by CE Norms
- 10 Gauge for mirror symmetry of side fences
- 11 Index pin for serial drilling of holes
- 12 Stuck pin for positioning drilling unit under 45° angle

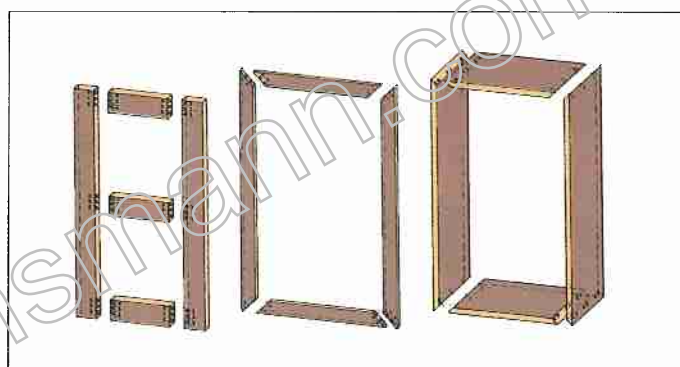
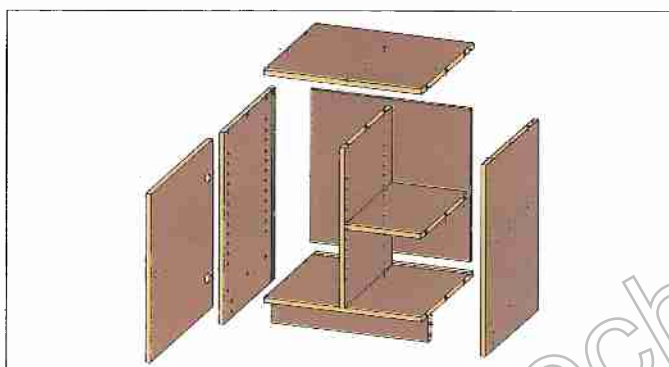


ADDITIONAL OPTIONS:

- 13 Drilling unit with automatic adjustment depth drilling of holes X, X+10 mm
- 14 Drilling unit with revolver adjustment depth drilling of holes, 6 versions
- Exhausting outlet
- Drilling head with two motors for M-21
- Drilling head with special axial distance
- Hydraulic brake on drilling unit (on working cylinder)
- Automatic drilling cycles
- Combined half automatic and automatic drilling cycles
- Another supply voltage and frequency
- Single phase supply
- Engine power 2,2 kW/ motor



21 29 35

M



TECHNICAL DATA	M-21	M-29	M-35
No. of spindles	21	29	35
Centre distance between drills	32 mm	32 mm	32 mm
Centre distance between first and last drill	640 mm	896 mm	1088 mm
Max. depth of drilling	90 mm	90 mm	90 mm
Max. spacing between side fences	740 mm	970 mm	1160 mm
Size of work table	900x545 mm	1130x545 mm	1320x545 mm
Spindle rotation per minute	2800 r.p.m.	2800 r.p.m.	2800 r.p.m.
Engine power	1,4 kW	2 x 1,4 kW	2 x 1,4 kW
Supply voltage	230V/400V, 50 Hz, 3 Phase		
Working air pressure	0,6..0,7 Mpa		
Air consumption	10 NI/ cycle		
Weight of machine	300 kg	400 kg	500kg
Overall dimensions(length x width x high)	1050x1450x1370 mm	1250x1450x1370 mm	1440x1450x1370 mm
Packing size with pallet	1010x950x1500 mm	1210x950x1500 mm	1400x950x1500 mm
Gross weight with pallet	330 kg	435 kg	540 kg
Packing size of wood case	1080x1080x1080 mm	1280x1080x1080 mm	1470x1080x1080 mm
Gross weight with wood case	440 kg	560 kg	670kg

Note: Technical details and features are not binding. We reserve ourselves the possibility to proceed to all modifications. We should consider are appropriate.

Printed by RADIO 3/99

